Product Bulletin

Brand/product:	Falcon
Date:	October 7, 2024
Subject:	October 2024 Price Book Updates

Falcon MA Series

Page 20 – MA911 function no longer available with escutcheon trim.

Falcon X Series

Discontinuation Notice – Last day to order: Friday, December 13, 2024

Falcon RU Series

Discontinuation Notice – Last day to order: Friday, December 13, 2024

Falcon K Series

Discontinuation Notice – Last day to order: Friday, December 13, 2024

Falcon 1490/1590 Series

Discontinuation Notice – Last day to order: Friday, December 13, 2024

Falcon 2390 Series

Discontinuation Notice – Last day to order: Friday, December 13, 2024

ALLEGION™

FALCON®

Price book 14

Effective March 1, 2024 • Rev. 10/24



This price list supersedes and cancels all previous price lists. Prices shown are subject to change without notice.

FALCON®

United States Customer Care

Our Customer Care Representatives are available for questions or assistance.

877-671-7011

Customer service
Press 1
Support@allegion.com

Technical product support
Press 2
Mechanical Locks/Keying Systems
Mechanical_Locks_TechProdSupport@allegion.com
Exit Devices
Exits_TechProdSupport@allegion.com
Closers
Closers_TechProdSupport@allegion.com

For new projects or to locate an authorized distributor
Press 3

Sales support
Support@allegion.com

United States Administrative Office
11819 N. Pennsylvania Street
Carmel, IN 46032
allegion.com/us

Canada Customer Care

Our Customer Care Representatives are available for questions or assistance.

800-900-4734
Canada.CustomerService@allegion.com

Technical product support
Canada.TechServices@allegion.com

Placing orders
You can place orders with Allegion via the fax number or email listed below:
1-800-209-4734
Canada.Orders.Service@allegion.com

Canada Administrative Office
1076 Lakeshore Road East
East Mississauga, Ontario L5E 1E4
allegion.ca

United States Request for quote

Carolinas
(North Carolina, South Carolina, Virginia)
Carolinas.Quotes@allegion.com

Central
(Illinois, Iowa, Kansas, Missouri, Nebraska)
Central.Quotes@allegion.com

Chicago
(Northern Illinois, Wisconsin)
Chicago.Quotes@allegion.com

Florida
Florida.Quotes@allegion.com

Metro New York
(Metro New York, Northern New Jersey)
Metro.Quotes@allegion.com

Michigan
Michigan.Quotes@allegion.com

Mid Atlantic North
(New York, Western Pennsylvania)
Mid.Atlantic.North.Quotes@allegion.com

Mid Atlantic South
(Delaware, Eastern Pennsylvania, Maryland, Northern Virginia, Southern New Jersey, Washington DC)
Mid.Atlantic.South.Quotes@allegion.com

Midwest
(Indiana, Kentucky, Ohio, West Virginia)
Midwest.Quotes@allegion.com

Mountain States
(Colorado, Idaho, Montana, Nevada, Utah, Wyoming)
Mtn.States.Quotes@allegion.com

New England
(Connecticut, Maine, Massachusetts, New Hampshire, Rhode Island, Vermont)
NewEngland.Quotes@allegion.com

North Central
(Minnesota, North Dakota, South Dakota)
NorthCentral.Quotes@allegion.com

Northern California
NoCal.Quotes@allegion.com

Northwest
(Alaska, Oregon, Washington)
Northwest.Quotes@allegion.com

South
(Alabama, Georgia, Louisiana, Mississippi, Tennessee)
South.Quotes@allegion.com

Southern California
(Southern California, Hawaii)
SoCal.Quotes@allegion.com

Southwest
(Arizona, New Mexico)
Southwest.Quotes@allegion.com

Texas
(Arkansas, Texas, Oklahoma)
Texas.Quotes@allegion.com

Canada Request for quote

(All Regions/Provinces)
Quote.Request.Canada@allegion.com

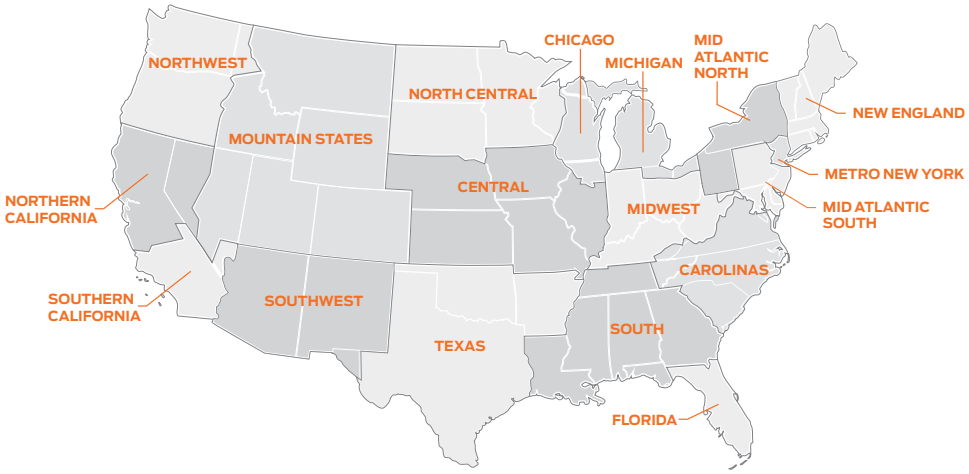

FALCON®

Contents

Doing business with Allegion 5
Where to send orders 5
Miscellaneous information 6

LOCKS

MA Series
Overview 9
Functions 12
Styles 16
Configure a product 18
Parts 27

T Series
Overview 31
Functions 34
Styles 36
Configure a product 38
Parts 44

X Series
Overview 49
Functions 52
Styles 53
Configure a product 54
Parts 60

K Series
Overview 63
Functions 66
Styles 67
Configure a product 68
Parts 73

B Series
Overview 75
Functions 78
Styles 79
Configure a product 80
Parts 85

W Series
Overview 89
Functions 92
Styles 94
Configure a product 96
Parts 102

D100 Series
Overview 105
Functions 108
Styles 109
Configure a product 110
Parts 115

D200 Series
Overview 119
Functions 122
Styles 123
Configure a product 124
Parts 129

H2 Series
Overview 133
Functions 136
Styles 137
Configure a product 139
Parts 143

Cylinders, keys, and keying 145
Cylinders 146
Cylinder parts 161
Keys 167
Construction core program 170
Cylinder and key stamping 171
Keying charges 172

Portable security
Overview 173
Cable locks 175
Special security 176
Parts 177

Locks product index 178

EXIT DEVICES
Overview 183
Available finishes 184
General exit device information 185
Factors affecting exit devices 186
How to order 187

25 Series
Overview 189
Configure a product 193
Rim devices (25-R) 193
Surface vertical rod devices (25-V) 194
Mortise lock devices (25-M) 195
Concealed vertical rod devices (25-C) 196
Wood Door Concealed vertical rod devices (25-CWDC) 197
Options 198
Kits 203
Parts 204
Exploded view 210

24 Series
Overview 224
Configure a product 227
Rim devices (24-R) 227
Surface vertical rod devices (24-V) 228
Concealed vertical rod devices (24-C) 229
Wood Door Concealed vertical rod devices (24-CWDC) 230
Options 231
Kits 234
Parts 236
Exploded view 242

19 Series
Overview 254
Configure a product 256
Rim devices (19-R) 256
Surface vertical rod devices (19-V) 257
Options 258
Kits 261
Parts 262
Exploded view 264

20 Series
Overview 270
Configure a product 271
Rim devices (20-R) 271
Surface vertical rod devices (20-V) 271
Trim 272

1690/1790 Series
Overview 273
Configure a product 274
Concealed vertical rod pushpad devices 274
Rim type pushpad devices 275
Options and kits 276
Parts 278
Exploded view and device parts 280

1490/1590 Series
Overview 284
Configure a product 285
Concealed vertical rod touchbar devices 285
Rim devices 286
Options 287
Exploded view and device parts 289

2390 Series
Overview 298
Configure a product 299
Concealed vertical rod devices 299
Options 300
Exploded view and device parts 301

FALCON®

Contents

1990/2090 Series
Overview 305
Configure a product 306
Concealed vertical rod crossbar devices 306
Rim crossbar devices 307
Options 308
Parts 309
Exploded view and device parts 312

Exit accessories
Mullions and mullion parts 317

DOOR CLOSERS
General closer information 321
Available finishes 321
Common applications 322

Surface door closers
SC Series options overview 323

Surface-mounted
SC60A Series 325
Options 325
Parts and accessories 326

SC70A Series 327
Options 327
Parts and accessories 328

SC80A Series 329
Options 329
Parts and accessories 330

SC90A Series 331
Options 331
Parts and accessories 332

Overhead-concealed
OHC100A Series 333
Parts and accessories 334

Electromechanical auto operator
8200 Series 335
Parts and accessories 335

8300 Series 336
Actuators and accessories 336

ELECTRONICS
Power supplies 337
Allegion Connect 339
Electric power transfers 340

MERCHANDISING AIDS 341

FORMS 342

Policies and documents

The purchase of Allegion products is governed by the Allegion Authorized Seller Program. For program terms and conditions, and other program details, please visit:

USA www.allegion.com/AuthorizedSeller
CAN www.allegion.ca/policies

For Warranty information, visit us.allegion.com/warranty or contact Customer Service at:

USA 877-671-7011
CAN 800-900-4734

Online ordering is available through Overtur™ Estimate and Order (OEO)

OEO offers much more than placing online orders including:

- Provides net price for direct customers and list price for indirect customers, integrator partners and end-users
- Online Ordering for direct customers
- Automated price updates
- Ability to export price lists and cross-reference guides in Excel
- Configuration and configuration reports, including e-lock configurations
- Request a quote or quote revision from an estimate
- Keying Guide
- Library pre-built hardware sets

How to get it:

1. Login or register at http://360portal.allegion.com
2. Find the Estimate and Order Icon and follow the instructions to request access
3. The Online Ordering team will begin working on your access with your Allegion Sales Representative

Traditional ordering methods

United States

✉ Allegion_Orders@allegion.com
1-800-248-1460

Canada

✉ Canada.Orders.Service@allegion.com
1-800-209-4734

Training and Troubleshooting

Scan the QR Code to access our resource center or visit
https://support.oeo.allegion.com/hc/en-us

Questions or issues should be reported to Online.Ordering.Support@allegion.com for escalation

Miscellaneous information

Mounted lock samples
Individual mounted samples are available for all lock series. The samples are mounted on a mount block and are fully operative thus allowing demonstration of each functions' individual features. There is a nominal charge for the mount block. There is no charge for mounting of the hardware. See page 341 for mount selection.

Set of finish samples
One (1) of each finish on 1-1/4" diameter disks attached together with a bead chain.
Finishes Included: 605, 606, 613, 619, 622, 625, 630, and 643e. Contact your RSO representative for availability.

Competitors' keyways
A selection of standard keyways of other lock manufacturers is available as listed below (6-pin only). Consult options sections of each series for availability. (Not available in any mortise and rim cylinders, or factory master keyed.)
Furnished 0-Bitted unless otherwise specified. KD option is not available for locks containing 2 cylinders.

MANUFACTURER	KEYWAY	KEYWAY OPTIONS
Corbin Russwin®	60	0-Bitted, KD
	L4	0-Bitted, KA4
Russwin	D1	0-Bitted, KD
Sargent®	LA	0-Bitted, KD
Yale®	8 (Para)	0-Bitted, KD

Interchangeable cores
The "A" keyway is standard for IC products and will be supplied unless otherwise specified. A, B, C, D, DD, E, F, G, H, J, K, L, M, N, Q, R, TB, TD are equivalent to BEST® and Arrow® IC keyways of the same names. Consult Allegion Customer Service for restricted keyways not listed here. Conventional cylinders are not compatible with interchangeable core.

Competitors' cores
Falcon standard IC preps accept Arrow (including Flexcore), BEST (including PKS, Peaks® and CORMAX®), InstaKey®, Kaba Peaks®, Keymark™ and KSP cores. Other brands of interchangeable cores are compatible with T Series lockset. See page 31 for details.

Conventional cylinders
The "G" keyway is standard for conventional cylinder products and will be supplied unless otherwise specified. E, H, K, L, N and P are also available. Consult Allegion Safety Customer Service for restricted keyways and other keyways not listed here.
Note: Interchangeable core not compatible with conventional cylinders.

Restricted keyway policy
All keyways not listed in the above statements defined as standard keyways are considered RESTRICTED. Falcon requires a minimum cylinder order size to qualify for a defined geographic area restricted key system. A letter of authorization is required for the purchase of keys, locks or cylinders (to include plugs) for a restricted keyway.
USA Contact 877-671-7011 for availability.
CAN Contact 800-900-4734 for availability.

Finishes

Although we apply the finest available protective plating and/or enamel coating to the surface of our products, these finishes have limitations and in time may deteriorate either from exposure to weather, pollution, perspiration, extremes of climate, frequency of use or other factors. Deterioration of these finishes is, therefore, not a defect, but a normal process which is unavoidable. Our Company cannot accept responsibility for finish deterioration in these circumstances and therefore the finishes cannot be guaranteed. These products will not be refinished or replaced under our warranty should deterioration of finishes occur.

Some finishes are not suggested for areas that are subject to corrosive climate or chemical conditions. We recommend chrome plated or stainless steel finishes for these areas.

ANSI/BHMA FINISH	US NUMBER	DESCRIPTION
605[1]	US3	Bright Brass - Clear Coated
606	US4	Satin Brass - Clear Coated
613[2]	US10B	Satin Bronze; Dark Oxidized and Oil-Rubbed
619	US15	Satin Nickel
622	–	Matte Black
625	US26	Bright Chromium
626	US26D	Satin Chromium
630	US32D	Satin Stainless Steel
643e	US11	Aged Bronze

1. 605 finish is not recommended for corrosive climates.
2. Oil Rubbed Bronze (613) is considered a category "B" finish by ANSI/BHMA and will vary in color when applied to different alloys and forms of base material. 613 will also vary from production lot and additionally from one manufacturer to another. Oil Rubbed Bronze will wear off over time due to the "rubbed" finishing method that has no protective coating or plating.

Please refer to price columns for each lock series for finish availability.

Marking cartons

Markings (e.g., door number, stock reference numbers) on individual product cartons will be provided with no charge.[1]

[1] Applies to United States market only.

this page intentionally blank

MA SERIES
Grade 1 mortise lock

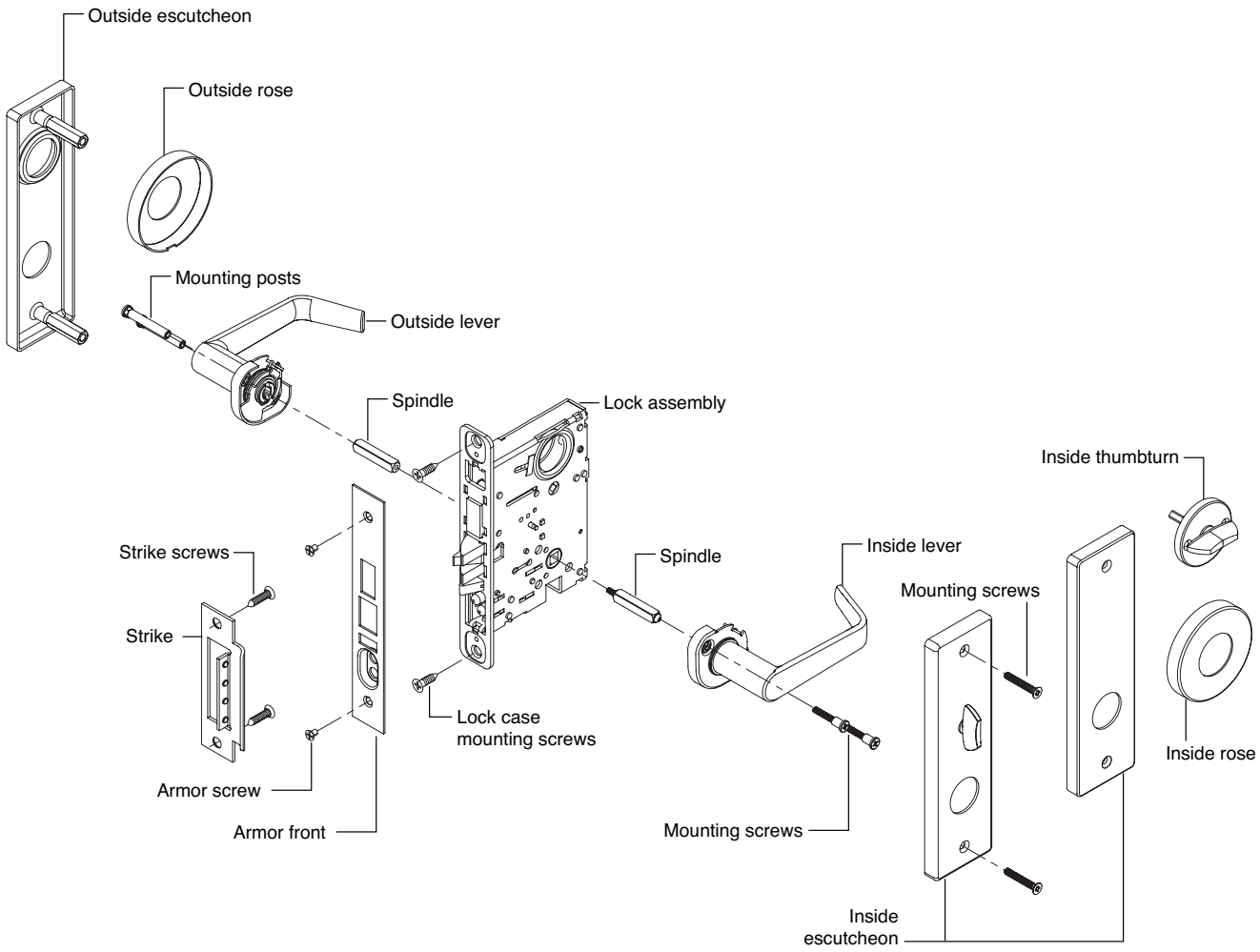

MA SERIES
T SERIES
X SERIES
K SERIES
B SERIES
W SERIES
D100 SERIES
D200 SERIES
H2 SERIES
CYLINDERS/KEYS
PORTABLE
INDEX

How to order

To order products, attribute values should be provided in the sequence shown below. Each value should be separated by a period.

			Required for all lock orders																					
					Outside style			Inside style						Door dimensions			Options				Keying		
Line item	Quantity	Brand	Series + Function	Cylinder type (keyed functions only)	Outside lever design	Outside rose/escutcheon	Outside finish	Inside lever design	Inside rose/escutcheon	Inside finish	Handing	Armor front	Strike	Door thickness	Extended	Strike lip length	Indicator	Screw option	Lead lining	Connector	Keying code	Keyway	Pack keys independently
		1	2	3	4A	4B	4C	5A	5B	5C	6	7	8	9A	9B	9C	10A	10B	10C	10D	11A	11B	11C

Specifying dimensions:
Dimensions should be provided with the whole number followed by a dash and then the fraction of an inch. Example: 1-3/4.

Line Item

Quantity

1 **Brand:** Required only when specifying a product Less (LLL) any attribute.

2 **Series+Function:** Series combined with function.

3 **Cylinder type:** Specify cylinder code for keyed functions.

4A **Outside lever design:** Required for all orders.

4B **Outside rose/escutcheon:** Required for all orders.

4C **Outside finish:** Required for all orders.

5A **Inside lever design:** Required only if different from the outside lever design, or if specifying a product Less (LLL) any attribute.

5B **Inside rose/escutcheon:** Required only when specifying a product Less (LLL) any attribute.

5C **Inside finish:** Specify only if different from the outside finish, or if specifying a product Less (LLL) any attribute.

6 **Handing:** Required for select lever designs. If not specified, the order will be shipped right handed (RH).

7 **Armor front:** Leave blank for default armor front. Specify part number if non-default armor front is required, or if specifying a product Less (LLL) any attribute.

8 **Strike:** Leave blank for default strike. Specify part number if non-default strike is required, or if specifying a product Less (LLL) any attribute.

9A **Door thickness:** Leave blank for default 1-3/4" thick doors. Specify if other than 1-3/4", or if specifying a product Less (LLL) any attribute. Specify with a DT prefix followed by the door thickness dimension. Example: DT1-3/8, DT2-1/4.

9B **Extended:** Specify for doors greater than 1-3/4". EE = Extended equally, EI = Extended inside, EO = Extended outside, ED = Extended differently (Extended different (ED).

9C **Strike lip length:** Leave blank for default strike lip length. Specify for non-default strike lip length or if specifying a product Less (LLL) any attribute. Specify with a LIP prefix followed by the lip length dimension. Example: LIP1-3/8.

10A–10D **Options:** Specify any desired options.

11A **Keying code:** Default keying code is dictated by the selected cylinder type. Leave blank to receive the default keying code, or specify for any other keying code. If ordering a product Less (LLL) any lock attribute, keying code must be specified.

11B **Keyway:** Default way is dictated by the selected cylinder type. Leave blank to receive the default keyway, or specify to order any other keyway. If ordering a product Less (LLL) any lock attribute, keying code must be specified.

11C **Pack keys independently:** Specify only when requesting that keys be packed independently.

Contents

MA Series | Overview 9
MA Series | Functions 12
MA Series | Styles 16
MA Series | Configure a product 18
Rose trim 19
Escutcheon trim 19
Deadlocks 20
Cylinder adjustments 21
Style options 22
Armor front 23
Strikes 24
Door dimensions 24
Indicators 25
Options 26
Less components 27
Trim packages 27
MA Series | Parts 28
Lever assemblies 28
Roses and related components 28
Escutcheons and related components 29
Strikes 29
Armor fronts (scalps) 30
Miscellaneous parts 30
Lock cases 31
Screw packs 32

BAA/ARRA
Contact your local RSO or
Sales Rep. for ordering details

Product identification

MA521 . P . AG . 626

- 626 — Outside finish
- AG — Outside lever style
- P — Cylinder

P	Conventional 6-pin cylinder, keyed 5
P6	Conventional 6-pin cylinder
P7	Conventional 7-pin cylinder
L	Less conventional 6-pin cylinder
BB6	SFIC 6-pin BEST® capping
BB7	SFIC 7-pin BEST® capping
G6	SFIC 6-pin Falcon® slide capping
G7	SFIC 7-pin Falcon® slide capping
H	Refundable Construction SFIC
BDC	Disposable Construction SFIC
B	Less SFIC

SFIC = BEST® Style

- 521 — Function
- MA — Lock series

Finish codes and descriptions

BHMA code		Description
605	(US 3)	Bright Brass
606	(US 4)	Satin Brass
613	(US 10B)	Oil Rubbed Bronze
619	(US 15)	Satin Nickel
622	(US 19)	Matte Black
625	(US 26)	Bright Chrome
626	(US 26D)	Satin Chrome
630	(US 32D)	Satin Stainless Steel
643e	(US 11)	Aged Bronze

Standard features

BHMA CERTIFIED

Certifications	ANSI A156.13, Series 1000, Grade 1 Operation and Security, UL Listed for 3-Hour fire door. With SFIC Interchangeable Core Cylinders: Grade 3 Security.
Case size	4-5/32" x 6"
Armor front	1-1/4" x 8"
Deadbolt	1" throw stainless steel
Latch bolt	2 piece stainless steel anti-friction bolt 3/4" projection
Strike	1-1/4" x 4-7/8", ANSI, square corner, with dust box
Backset	2-3/4"
Cylinder	6-pin solid brass, keyed 5-pin, Falcon G keyway, keyed different (KD)
Door range	1-3/4" – 1-7/8" standard
Keys	Two, nickel silver cut keys per lock, Falcon G keyway

MA SERIES
T SERIES
X SERIES
K SERIES
B SERIES
W SERIES
D100 SERIES
D200 SERIES
H2 SERIES
CYLINDERS/KEYS
PORTABLE
INDEX

ANSI/BHMA A156.13, Series 1000, Grade 1 Operation and Security, UL Listed for 3-Hour fire door

MORTISE LOCKS NON-KEYED

FALCON ANSI

MA101 F01

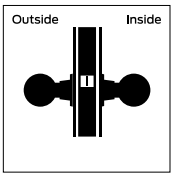

Passage/closet latchset

Latch bolt retracted by knob/lever from either side at all times. Inside knob/lever is always free for immediate egress.

MA161 F31

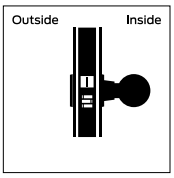

Connecting room/exit latch

Latch bolt operated by knob/lever from inside. No trim outside. Auxiliary dead latch. Door handing must be specified on order.

MA301 F02

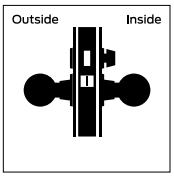

Privacy lock

Latch bolt operated by knobs/levers either side, dead bolt operated by turn from inside or by emergency release outside. When the deadbolt is thrown, both levers are locked. Available with messaging indicator. Please specify.

MA311 F19

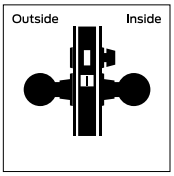

Privacy, bedroom or bath lock

Latch bolt operated by knobs/levers. Dead bolt operated by turn from inside and emergency release outside. Rotating inside knob/lever retracts both bolts. Inside knob/lever is always free for immediate egress. Available with messaging indicator. Please specify.

MA321 F22

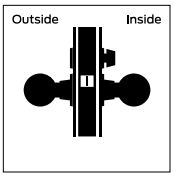

Privacy lock

Latch bolt operated by knob/lever from either side except when outside knob/lever is locked by inside T-turn. Operating inside knob/lever, closing door or operating outside emergency release unlocks outside knob/lever. Inside knob/lever is always free for immediate egress. Available with messaging indicator. Please specify.

MORTISE LOCKS NON-KEYED DUMMY

FALCON ANSI

MA12

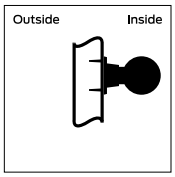

Single dummy

Single dummy trim.

MA18

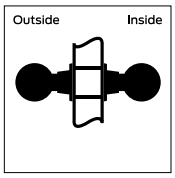

Double dummy

Double dummy trim.

Cylinder Knob/lever Thumbturn Thumbturn cylinder Emergency thumbturn

ANSI/BHMA A156.13, Series 1000, Grade 1 Operation and Security, UL Listed for 3-Hour fire door

MORTISE LOCKS KEYED

FALCON ANSI

MA381 F09

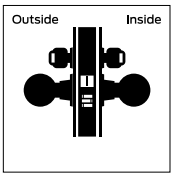

Apartment, exit lock

Latch bolt operated by knob/lever from either side, except when outside knob/lever is locked by key from inside. When outside knob/lever is locked, latch bolt is retracted by key from outside or by operating inside lever. Auxiliary dead latch. Inside knob/lever is always free for immediate egress.

MA411 F30

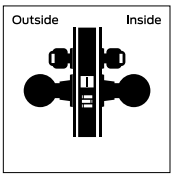

Asylum lock

Latch bolt operated by key from either side. Both knobs/levers always inoperative. Auxiliary dead latch.

Caution: Double cylinder locks on residences and any door in any structure which is used for egress are a life safety hazard in times of emergency and their use is not recommended. Installation should be in accordance with existing codes only.

MA441 F32

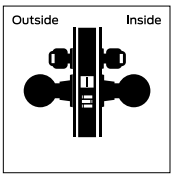

Classroom security lock

Latch bolt operated by knob/lever from either side except when outside knob/lever is locked from inside or outside by key. When outside knob/lever is locked, latch bolt is retracted by key from inside or outside or by operating inside knob/lever. Auxiliary dead latch. Inside knob/lever is always free for immediate egress. Available with messaging indicator. Please specify.

MA521 F04

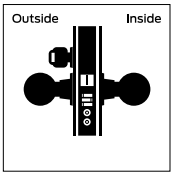

Entry/office lock

Latch bolt operated by knob/lever from either side except when outside knob/lever is made inoperative by buttons in face. When outside knob/lever is locked, latch bolt is retracted by key from outside or by operating inside knob/lever. Auxiliary dead latch. Inside knob/lever is always free for immediate egress.

MA551 F06

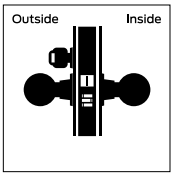

Holdback lock

(Last date to order: September 30, 2024)
Latch bolt operated by lever from either side except when outside lever is locked from outside by key. Latch bolt can be locked in a retracted position by key. When outside lever is locked, latch bolt is retracted by key from outside or by operating inside lever unless latch bolt has been locked in a retracted position. Auxiliary dead latch. Inside knob/lever is always free for immediate egress.

Note: Chassis is handed.

MORTISE LOCKS KEYED

FALCON ANSI

MA561 F05

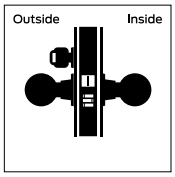

Classroom lock

Latch bolt operated by knob/lever from either side except when outside knob/lever is locked by key. When outside knob/lever is locked, Latch bolt is retracted by key from outside or by operating inside knob/lever. Auxiliary latch deadlocks Latch bolt when door is closed. Inside knob/lever is always free for immediate egress.

MA581 F07

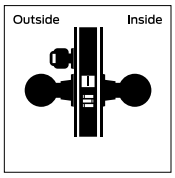

Storeroom lock

Latch bolt operated by key from outside or by operating inside knob/lever. Outside knob/lever is always inoperative. Auxiliary dead latch. Inside knob/lever is always free for immediate egress.

Cylinder Knob/lever Thumbturn Thumbturn cylinder Emergency thumbturn

MA SERIES
T SERIES
X SERIES
K SERIES
B SERIES
W SERIES
D100 SERIES
D200 SERIES
H2 SERIES
CYLINDERS/KEYS
PORTABLE
INDEX

ANSI/BHMA A156.13, Series 1000, Grade 1 Operation and Security, UL Listed for 3-Hour fire door

MORTISE LOCKS KEYED WITH DEADBOLT

FALCON ANSI

MA371 F14

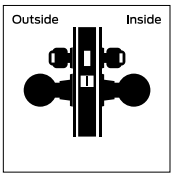

Store door lock

Latch bolt operated by knobs/levers either side. Dead bolt by key from either side. Available with messaging indicator. Please specify.

Caution: Double cylinder locks on residences and any door in any structure which is used for egress are a life safety hazard in times of emergency and their use is not recommended. Installation should be in accordance with existing codes only.

MA431 F34

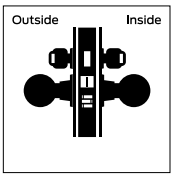

Classroom security lock with deadbolt

Latch bolt operated by knob/lever from either side except when outside knob/lever is locked from inside or outside by key. Dead bolt retracted by key from inside or outside. Operating inside knob/lever retracts both bolts and unlocks outside. Latch bolt dead locked when dead bolt is thrown. Inside knob/lever is always free for immediate egress. Available with messaging indicator. Please specify.

MA451 F15

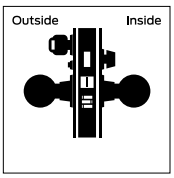

Hotel guest lock

Latch bolt operated by key from outside or by operating inside knob/lever. Outside knob/lever is always inoperative. Dead bolt projected by turn from inside and all keys except emergency key are shut out. Operating inside knob/lever retracts both bolts. Auxiliary dead latch. Inside knob/lever is always free for immediate egress. Using MA451 in conjunction with SFIC must use Falcon SFIC mortise housing and Falcon SFIC core. Available with messaging indicator. Please specify.

MA531 F20

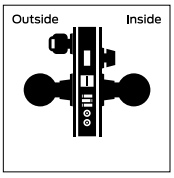

Apartment corridor door lock

Latch bolt operated by knob/lever from either side, except when outside knob/lever is made inoperative by buttons in face. Dead bolt operated by key outside or turn inside. Key outside operates both bolts. Operating inside knob/lever retracts both bolts and outside remains locked. Latch bolt is deadlocked when outside knob/lever is made inoperative or when the dead bolt is projected. When dead bolt is retracted, knob/lever is unlocked by buttons in face. Inside knob/lever is always free for immediate egress.

MORTISE LOCKS KEYED WITH DEADBOLT

FALCON ANSI

MA541 F21

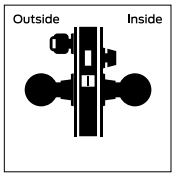

Entry or office lock

Latch bolt retracted by knob/lever from either side. Deadbolt thrown or retracted by key outside or thumbturn inside. Available with messaging indicator. Please specify. Operating the inside lever will not retract latch bolt and deadbolt simultaneously.

Caution: Double cylinder locks on residences and any door in any structure which is used for egress are a life safety hazard in times of emergency and their use is not recommended. Installation should be in accordance with existing codes only.

MA571 F13

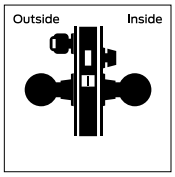

Dormitory or exit lock

Latch bolt operated by knob/lever from either side. Dead bolt projected by key from outside & Turn from inside. Operating inside knob/lever retracts both bolts and unlocks outside. Inside knob/lever is always free for immediate egress. Available with messaging indicator. Please specify.

MA621 F08/F10

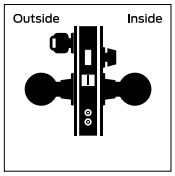

Apartment corridor lock

Latch bolt is operated by knob/lever from either side, except when outside knob/lever is made inoperative by buttons in face. Dead bolt is operated by turn inside. Key outside operates both bolts. Inside knob/lever is always free for immediate egress.

MA641

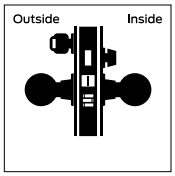

Dormitory lock

Latch bolt by knob/lever inside and key outside. Inside knob/lever free. Outside knob/lever rigid. Dead bolt by key outside or T-turn inside. Rotating inside knob/lever retracts both bolts. Deadlocking latch. Inside knob/lever is always free for immediate egress. Available with messaging indicator. Please specify.

Cylinder | Knob/lever | Thumbturn | Thumbturn cylinder | Emergency thumbturn

ANSI/BHMA A156.13, Series 1000, Grade 1 Operation and Security, UL Listed for 3-Hour fire door

MORTISE LOCKS KEYED DEADBOLT

FALCON ANSI

MA911 F29

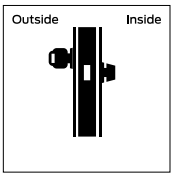

Classroom deadlock

Key from outside operates dead bolt. Turn from inside retracts but does not project dead bolt.

MA921 F18

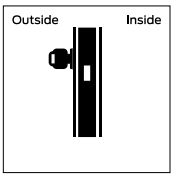

Outside only deadlock

Dead bolt by key outside only. Available with messaging indicator. Please specify.

MA931 F16

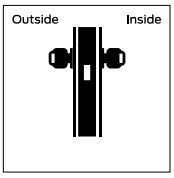

Two-sided deadlock

Dead bolt by key from either side. Available with messaging indicator. Please specify.

Caution: Double cylinder locks on residences and any door in any structure which is used for egress are a life safety hazard in times of emergency and their use is not recommended. Installation should be in accordance with existing codes only.

MA941 F17

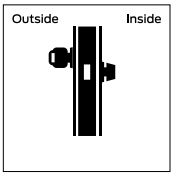

Deadlock with inside turn

Dead bolt by key outside or turn inside. Available with messaging indicator. Please specify.

ELECTRIFIED LOCKS

FALCON ANSI

MA851-12
MA851-24

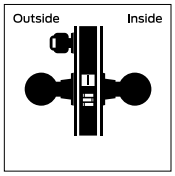

Storeroom-Fail Safe EL

Latch bolt operated by knob/lever from either side except when outside knob/lever is electrically locked. When outside knob/lever is locked, latch bolt retracted by key in outside cylinder. Deadlocking latch. Specify 12 or 24V DC. Inside knob/lever is always free for immediate egress.

MA851-12RX
MA851-24RX

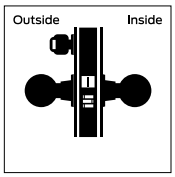

Storeroom-Fail Safe EL with MA851-24RX Request to Exit (RX)

Latch bolt operated by knob/lever from either side except when outside knob/lever is electrically locked. When outside knob/lever is locked, latch bolt retracted by key in outside cylinder. RX monitors lever rotation from both sides. Compatible with normally open systems. Deadlocking latch. Specify 12 or 24V DC. Inside knob/lever is always free for immediate egress.

MA881-12
MA881-24

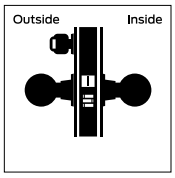

Storeroom-Fail Secure EU

Latch bolt operated by knob/lever from inside except when outside knob/lever is electrically unlocked, then knob/lever from either side. When locked, key in outside cylinder retracts latch bolt. Specify 12 or 24V DC. Deadlocking latch. Inside knob/lever is always free for immediate egress.

MA881-12RX
MA881-24RX

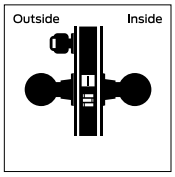

Storeroom-Fail Secure EU

Latch bolt operated by knob/lever from inside except when outside knob/lever is electrically unlocked, then knob/lever from either side. When locked, key in outside cylinder retracts latch bolt. RX monitors lever rotation from both sides. Compatible with normally open systems. Deadlocking latch. Specify 12 or 24V DC. Inside knob/lever is always free for immediate egress.

Cylinder · Knob/lever · Thumbturn · Thumbturn cylinder · Emergency thumbturn

LEVER DESIGNS

AVALON

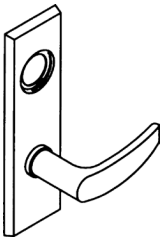

AG Avalon-Gala
6AG Avalon-Gala Abrasive
8AG Avalon-Gala Knurled

AN Avalon-Napa
6AN Avalon-Napa Abrasive
8AN Avalon-Napa Knurled

BOARDWALK

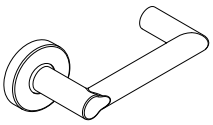

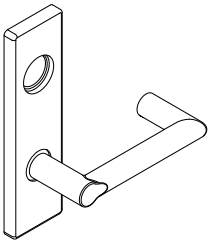

BOG Boardwalk-Gala

BON Boardwalk-Napa

BROADWAY

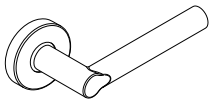

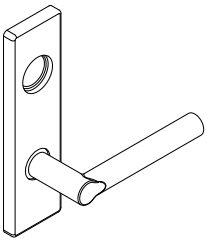

BRG Broadway-Gala

BRN Broadway-Napa

DANE

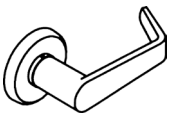

DG Dane-Gala
6DG Dane-Gala Abrasive
8DG Dane-Gala Knurled

DN Dane-Napa
6DN Dane-Napa Abrasive
8DN Dane-Napa Knurled

LATITUDE

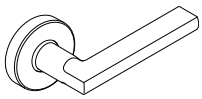

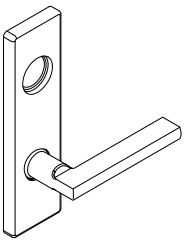

LTG Latitude-Gala

LTN Latitude-Napa

LONGITUDE

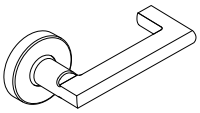

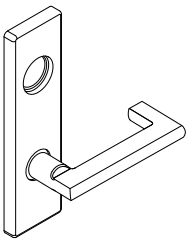

LGG Longitude-Gala

LGN Longitude-Napa

QUANTUM

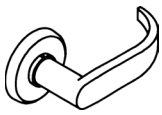

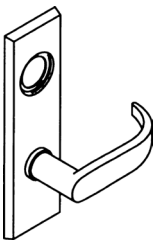

QG Quantum-Gala
6QG Quantum-Gala Abrasive
8QG Quantum-Gala Knurled

QN Quantum-Napa
6QN Quantum-Napa Abrasive
8QN Quantum-Napa Knurled

SUTRO

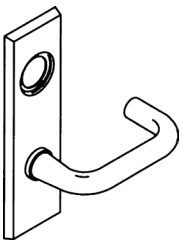

SG Sutro-Gala
6SG Sutro-Gala Abrasive
8SG Sutro-Gala Knurled

SN Sutro-Napa
6SN Sutro-Napa Abrasive
8SN Sutro-Napa Knurled

FINISH AVAILABILITY		Bright Brass (605)	Satin Brass (606)	Oil Rubbed Bronze (613)	Satin Nickel (619)	Matte Black (622)	Bright Chrome (625)	Satin Chrome (626)	Bright Stainless Steel (629)	Satin Stainless Steel (630)	Aged Bronze (643e)
LEVERS											
Avalon	AG/AN	605	606	613	619	622	625	626	-	630	643e
Boardwalk	BOG/BON	605	606	613	619	622	625	626	-	-	643e
Broadway	BRG/BRN	605	606	613	619	622	625	626	-	-	643e
Dane	DG/DN	605	606	613	619	622	625	626	-	630	643e
Latitude	LTG/LTN	605	606	613	619	622	625	626	-	-	643e
Longitude	LGG/LGN	605	606	613	619	622	625	626	-	-	643e
Quantum	QG/QN	605	606	613	619	622	625	626	-	630	643e
Sutro	SG/SN	605	606	613	-	-	625	626	-	630	-
CYLINDER FINISHES											
COMPLETE LOCK FINISH		**605**	**606**	**613**	**619**	**622**[1]	**625**	**626**	**629**	**630**	**643E**
Coordinating conventional cylinder											
Plug component		606	606	606	626	622	626	626	625	626	522
Housing faceplate component		605	606	522	619	622	625	626	629	630[2]	316
Rings		605	606	522	619	622	625	626	625	626	316
Thumbturn		677	678	704	-	-	681	682	681	682	-
Coordinating SFIC cylinder											
Plug (lower) component		605	606	522	626	622	625	626	-	-	522
Core face (upper) component		605	606	522	626	622	625	626	-	-	522
Housing faceplate component		605	606	321	619	622	625	626	-	-	316
Rings		605	606	321	619	622	625	626	-	-	316

1. Available in Falcon G keyway only.
2. Finish not available for Mortise dummy configuration.
3. 522 is a simulated 613 finish.

MA SERIES
T SERIES
X SERIES
K SERIES
B SERIES
W SERIES
D100 SERIES
D200 SERIES
H2 SERIES
CYLINDERS/KEYS
PORTABLE
INDEX

You can **configure and price a full range of products** using the tables and rules shown in this section.

The pricing of locks in this section includes the P cylinder in an open keyway (where applicable), default armor front, strike, and a 1-3/4" thick door. Additional modifications are available using the rules and price adjustments on the subsequent pages.

How to order:

- All applicable product attributes must be provided in the order shown below
- Each value must separated by a period
- If requesting a product "Less (LLL)" any attribute, the entire detailed ACN must be provided
- Fractions will be written with the "/" symbol separating the numerator and the denominator (example 1/2)
- For dimensions that contain a whole number and a fraction, a hyphen "-" will be added after the whole number and before the fraction (example 2-1/2)
- For two dimensions represented together, such as length and width, the values would be separated by an "x" with no spaces
- Finishes should be listed using their BHMA finish as shown in this book

	Required for all lock orders																		
			Outside style		Inside style					Door dimensions			Options					Keying		
Brand	Series + Function	Cylinder type (keyed functions only)	Outside lever + rose/escutcheon	Outside finish	Inside lever + rose/escutcheon	Inside rose/escutcheon	Handing	Armor front	Strike	Door thickness	Extended	Strike lip length	Request to Exit (RX)	Indicator	Screw option	Lead lining	Connector	Keying code	Keyway	Pack keys independently
1	2	3	4A	4B	5A	5B	6	7	8	9A	9B	9C	10A	10B	10C	10D	10E	11A	11B	11C

If ordering a product "Less (LLL)" any attribute, values for each attribute must be provided.

Only required if specifying different than outside style

Only required when deviating from the product's default. Specify only the deviated attribute(s).

Only required when deviating from the product's default. Specify only the deviated attribute(s).

EXAMPLE:

Inside lever design different than outside

Deviating from the KD default requires keying to be specified

MA521 .	P .	AG .	626 .	LTG	. RH .	A8737-4 .	DT2-1/2 .	EO	. KA-1	BIT .	C1
2	3	4A	4B	5A	6	8	9A	9B	11A	11B	

Thick door requires door thickness, extension, and strike to be specified if different than extended equal (EE)

COMPLETE LOCKS			LEVER STYLES (ROSE)		LEVER STYLES (ESCUTCHEON)	
Split finishes and designs will be priced at the highest list price of the design and/or finish. Keyed function pricing based on cylinder with open Falcon G keyway. See page 21 for additional cylinder and keyway options. ✋ Denotes a product that requires handing to be specified.			AG LTG BOG LGG BRG QG DG SG[2]		AN LTN BON LGN BRN QN DN SN[2]	
			FINISHES			
SERIES + FUNCTION	**CYL**	**DESCRIPTION**	626, 643e	605, 606, 613, 619, 622, 625, 630[1]	626, 643e	605, 606, 613, 619, 622, 625, 630[1]
NON-KEYED FUNCTIONS			**ROSE TRIM**		**ESCUTCHEON TRIM**	
MA101		Passage/closet latchset	$606.00	$618.00	$635.00	$647.00
MA161 ✋		Connecting room/exit latch	$491.00	$503.00	$520.00	$532.00
MA301		Privacy lock	$697.00	$709.00	$726.00	$738.00
MA311		Privacy, bedroom or bath lock	$800.00	$812.00	$829.00	$841.00
MA321		Privacy lock	$696.00	$708.00	$725.00	$737.00
NON-KEYED DUMMY FUNCTIONS			**ROSE TRIM**		**ESCUTCHEON TRIM**	
MA12		Single dummy trim	$216.00	$222.00	$231.00	$237.00
MA18		Double dummy trim	$438.00	$450.00	$467.00	$479.00
KEYED, SINGLE CYLINDER, NON-DEADBOLT FUNCTIONS			**ROSE TRIM**		**ESCUTCHEON TRIM**	
MA521	P	Entry/office lock	$776.00	$788.00	$805.00	$817.00
MA551	P	Holdback lock	$776.00	$788.00	$805.00	$817.00
MA561	P	Classroom lock	$776.00	$788.00	$805.00	$817.00
MA581	P	Storeroom lock	$776.00	$788.00	$805.00	$817.00
MA851-12[3, 4]	P	Storeroom (fail safe), 12 volt	$1,051.00	$1,063.00	$1,080.00	$1,092.00
MA851-24[3, 4]	P	Storeroom (fail safe), 24 volt	$1,051.00	$1,063.00	$1,080.00	$1,092.00
MA881-12[3, 4]	P	Storeroom (fail secure), 12 volt	$1,051.00	$1,063.00	$1,080.00	$1,092.00
MA881-24[3, 4]	P	Storeroom (fail secure), 24 volt	$1,051.00	$1,063.00	$1,080.00	$1,092.00
MA851-12RX[3, 4]	P	Storeroom (fail safe) with Request-to-Exit (RX) option, 12 volt	$1,316.00	$1,328.00	$1,345.00	$1,357.00
MA851-24RX[3, 4]	P	Storeroom (fail safe) with Request-to-Exit (RX) option, 24 volt	$1,316.00	$1,328.00	$1,345.00	$1,357.00
MA881-12RX[3, 4]	P	Storeroom (fail secure) with Request-to-Exit (RX) option, 12 volt	$1,316.00	$1,328.00	$1,345.00	$1,357.00
MA881-24RX[3, 4]	P	Storeroom (fail secure) with Request-to-Exit (RX) option, 24 volt	$1,316.00	$1,328.00	$1,345.00	$1,357.00
KEYED, SINGLE CYLINDER, DEADBOLT FUNCTIONS			**ROSE TRIM**		**ESCUTCHEON TRIM**	
MA451	P	Hotel guest lock	$1,000.00	$1,012.00	$1,029.00	$1,041.00
MA531	P	Apartment corridor door lock	$800.00	$812.00	$829.00	$841.00
MA541	P	Entry or office lock	$800.00	$812.00	$829.00	$841.00
MA571	P	Dormitory or exit lock	$800.00	$812.00	$829.00	$841.00

1. Boardwalk, Broadway, Latitude, and Longitude levers not available in 630 finish.
2. Sutro lever not available in 619, 622, or 643 finishes.
3. Power supply PS902 will be sufficient to operate an individual lock for multiple lock installation. See Electronics section on page 337.
4. Specify 12 or 24VDC for MA851 and MA881 functions. Default is 12V.

COMPLETE LOCKS			LEVER STYLES (ROSE)		LEVER STYLES (ESCUTCHEON)	
Split finishes and designs will be priced at the highest list price of the design and/or finish. Keyed function pricing based on cylinder with open Falcon G keyway. See page 21 for additional cylinder and keyway options. Denotes a product that requires handing to be specified.			AG LTG BOG LGG BRG QG DG SG[2]		AN LTN BON LGN BRN QN DN SN[2]	
			FINISHES			
SERIES + FUNCTION	CYL	DESCRIPTION	626, 643e	605, 606, 613, 619, 622, 625, 630[1]	626, 643e	605, 606, 613, 619, 622, 625, 630[1]
KEYED, SINGLE CYLINDER, DEADBOLT FUNCTIONS (CONTINUED)			ROSE TRIM		ESCUTCHEON TRIM	
MA621	P	Apartment corridor lock	$793.00	$805.00	$822.00	$834.00
MA641	P	Dormitory lock	$793.00	$805.00	$822.00	$834.00
KEYED, DOUBLE CYLINDER FUNCTIONS			ROSE TRIM		ESCUTCHEON TRIM	
MA381	P	Apartment, exit lock	$853.00	$865.00	$882.00	$894.00
MA411	P	Asylum lock	$853.00	$865.00	$882.00	$894.00
MA441	P	Classroom security lock	$853.00	$865.00	$882.00	$894.00
KEYED, DOUBLE CYLINDER, DEADBOLT FUNCTIONS			ROSE TRIM		ESCUTCHEON TRIM	
MA371	P	Store door lock	$853.00	$865.00	$882.00	$894.00
MA431	P	Classroom security lock with dead bolt	$878.00	$890.00	$907.00	$919.00

1. Boardwalk, Broadway, Latitude, and Longitude levers not available in 630 finish.
2. Sutro lever not available in 619, 622, or 643 finishes.
3. Power supply PS902 will be sufficient to operate an individual lock for multiple lock installation. See Electronics section on page 337.
4. Specify 12 or 24VDC for MA851 and MA881 functions. Default is 12V.

COMPLETE LOCKS			FINISHES			
DEADLOCKS Includes appropriate scalp (armor front). Split finishes and designs will be priced at the highest list price of the design and/or finish. Keyed function pricing based on cylinder with open Falcon G keyway. See page 21 for additional cylinder and keyway options.			626 643e	605 606 613 619 622 625 630	626 643e	605 606 613 619 622 625 630
SERIES + FUNCTION	CYL	DESCRIPTION				
MA SERIES DEADLOCKS, SINGLE CYLINDER			STANDARD TRIM		ESCUTCHEON TRIM	
MA911	P	Classroom deadlock	$646.00	$658.00	N/A	N/A
MA921	P	Outside only deadlock	$597.00	$609.00	$626.00	$638.00
MA941	P	Deadlock with inside turn	$753.00	$765.00	$782.00	$794.00
MA SERIES DEADLOCKS, DOUBLE CYLINDER			STANDARD TRIM		ESCUTCHEON TRIM	
MA931	P	Two-sided deadlock	$645.00	$657.00	$674.00	$686.00

COMPLETE LOCKS CYLINDER ADJUSTMENTS

Keyed locks on the previous pages are priced including cylinder with open Falcon G keyway. Provided below are pricing adjustments based on other available cylinder types.

For complete details on cylinders, tailpieces, keying and keys, including cylinders sold separate, see the Cylinders and Keys sections.

CYLINDER ADJUSTMENTS					
Description	Specify	Single cylinder function Price adjustment		Double cylinder function Price adjustment	
		Open	Restricted	Open	Restricted
Conventional 6-pin cylinder, keyed 5	P	$0.00	$15.20	$0.00	$30.40
Conventional 6-pin cylinder	P6	$0.00	$15.20	$0.00	$30.40
Conventional 7-pin cylinder	P7	$16.30	$31.50	$32.60	$63.00
Less conventional 6-pin cylinder	L	-$86.00		-$172.00	
SFIC 6-pin BEST® capping	BB6	$60.00	$75.20	$120.00	$150.40
SFIC 7-pin BEST® capping	BB7	$60.00	$75.20	$120.00	$150.40
SFIC 6-pin Falcon® slide capping	G6	$60.00	$75.20	$120.00	$150.40
SFIC 7-pin Falcon® slide capping	G7	$60.00	$75.20	$120.00	$150.40
Refundable Construction SFIC	H	$60.00	N/A	$120.00	N/A
Disposable Construction SFIC	BDC	$0.00	N/A	$0.00	N/A
Less SFIC	B	$0.00		$0.00	

COMPLETE LOCKS STYLE OPTIONS

Specify on order only if requesting an option other than the default.

- Abrasive not available in 613 finish.
- Knurling available in 626 finish only.

	ABRASIVE				KNURLED			
	Specify	Price adj. (per lever)	Specify	Price adj. (per lever)	Specify	Price adj. (per lever)	Specify	Price adj. (per lever)
TACTILE WARNING	ROSE TRIM (GALA)		ESCUTCHEON TRIM (NAPA)		ROSE TRIM (GALA)		ESCUTCHEON TRIM (NAPA)	
Avalon tactile lever	6AG	$79.30	6AN	$79.30	8AG	$117.00	8AN	$117.00
Boardwalk tactile lever	N/A	N/A	N/A	N/A	N/A	N/A	N/A	N/A
Broadway tactile lever	N/A	N/A	N/A	N/A	N/A	N/A	N/A	N/A
Dane tactile lever	6DG	$79.30	6DN	$79.30	8DG	$117.00	8DN	$117.00
Latitude tactile lever	N/A	N/A	N/A	N/A	N/A	N/A	N/A	N/A
Longitude tactile lever	N/A	N/A	N/A	N/A	N/A	N/A	N/A	N/A
Quantum tactile lever	6QG	$79.30	6QN	$79.30	8QG	$117.00	8QN	$117.00
Sutro tactile lever	6SG	$79.30	6SN	$79.30	8SG	$117.00	8SN	$117.00

MA SERIES
T SERIES
X SERIES
K SERIES
B SERIES
W SERIES
D100 SERIES
D200 SERIES
H2 SERIES
CYLINDERS/KEYS
PORTABLE
INDEX

COMPLETE LOCKS ARMOR FRONT

Specify on order only if requesting an option other than the default.

- Default 1-1/4" wide armor front - standard for doors 1-3/4" and thicker.
- Armor front finish will match the inside lever finish.

	DEFAULT
	≥ 1-3/4" doors
NON-KEYED FUNCTIONS	
MA101	S77801-LL
MA161	S77805-LL
MA301	S77819-LL
MA311	S77819-LL
MA321	S77801-LL
NON-KEYED DUMMY FUNCTIONS	
MA12	N/A
MA18	N/A
KEYED, SINGLE CYLINDER, NON-DEADBOLT FUNCTIONS	
MA521	S77804-LL
MA551	S77805-LL
MA561	S77805-LL
MA581	S77805-LL
MA851-12	S77805-LL
MA851-24	S77805-LL
MA881-12	S77805-LL
MA881-24	S77805-LL
MA851-12RX	S77805-LL
MA851-24RX	S77805-LL
MA881-12RX	S77805-LL
MA881-24RX	S77805-LL
KEYED, SINGLE CYLINDER, DEADBOLT FUNCTIONS	
MA451	S77815-LL
MA531	S77820-LL
MA541	S77819-LL
MA571	S77819-LL
MA621	S77811-LL
MA641	S77815-LL

	DEFAULT
	≥ 1-3/4" doors
KEYED, DOUBLE CYLINDER FUNCTIONS	
MA381	S77805-LL
MA411	S77805-LL
MA441	S77805-LL
KEYED, DOUBLE CYLINDER, DEADBOLT FUNCTIONS	
MA371	S77819-LL
MA431	S77819-LL
DEADLOCKS, SINGLE CYLINDER	
MA911	S77816-LL
MA921	S77816-LL
MA941	S77816-LL
DEADLOCKS, DOUBLE CYLINDER	
MA931	S77816-LL

COMPLETE LOCKS

STRIKES

Specify on order only if requesting an option other than the default.

- By default, the strike finish will match the inside lever finish.
- MA locks in 629 and 630 finishes are supplied with strikes in 625 and 626.

STRIKES WITH LOCKS				
Default	**Door thickness**	**Lip length**	**Specify**	**Price adjustment**
▪	1-3/4"	1-1/4"	A8737-1	$0.00
	2"	1-7/16"	A8737-2	$0.00
	2-1/4"	1-9/16"	A8737-3	$0.00
	2-1/2"	1-11/16"	A8737-4	$0.00
	1-3/4"	7/8"	A8737-5	$0.00

COMPLETE LOCKS

DOOR DIMENSIONS

DOOR THICKNESS AND EXTENDED

- Specify door thickness and extended on order only if different than 1-3/4" thick door.
- Door thickness should be specified to the nearest 1/8".
- If extended option is not specified, order will be shipped Extended Equal (EE).
- Other extended options include: Extended Outside (EO) and Extended Inside (EI).
- Extended Inside (EI) is only available on non-thumbturn functions.
- MA451 has maximum 1-3/4" door thickness.
- Not available for locks with indicator.

NON-STANDARD DOOR THICKNESS AND EXTENDED OPTIONS Specify door thickness in to the nearest 1/8" increment.			
Door thickness	**Specify**		**Price adjustment**
	Door thickness	**Extended**	
Over 1-7/8"–2-1/2" thick doors	DT[Door thickness]	.[Select EE, EI, EO]	$114.00

MA SERIES
T SERIES
X SERIES
K SERIES
B SERIES
W SERIES
D100 SERIES
D200 SERIES
H2 SERIES
CYLINDERS/KEYS
PORTABLE
INDEX

COMPLETE LOCKS

INDICATORS

- Available in rose or escutcheon styles in 626 (Satin Chrome) and 630 (Satin Stainless Steel) finishes only.
- Only available for 1-3/4" and 1-7/8" door thicknesses.

OPTIONAL INDICATORS	
OCCUPIED	
VACANT	
Specify	**Price adj.**
Add M suffix to trim	$129.00

	OCCUPIED/ VACANT	OCCUPIED/ VACANT
FUNCTION	**INSIDE OF DOOR**	**OUTSIDE OF DOOR**
KEYLESS FUNCTIONS		
MA101	N/A	N/A
MA161	N/A	N/A
MA301	N/A	$129.00
MA311	N/A	$129.00
MA321	N/A	$129.00
KEYED, SINGLE CYLINDER, NON-DEADBOLT FUNCTIONS		
MA521	N/A	N/A
MA551	N/A	N/A
MA561	N/A	N/A
MA581	N/A	N/A
MA851-12	N/A	N/A
MA851-24	N/A	N/A
MA881-12	N/A	N/A
MA881-24	N/A	N/A
MA851-12RX	N/A	N/A
MA851-24RX	N/A	N/A
MA881-12RX	N/A	N/A
MA881-24RX	N/A	N/A
KEYED, SINGLE CYLINDER, DEADBOLT FUNCTIONS		
MA451	N/A	$129.00
MA531	N/A	N/A
MA541	N/A	$129.00
MA571	N/A	$129.00
MA621	N/A	N/A
MA641	N/A	$129.00

	OCCUPIED/ VACANT	OCCUPIED/ VACANT
FUNCTION	**INSIDE OF DOOR**	**OUTSIDE OF DOOR**
KEYED, DOUBLE CYLINDER FUNCTIONS		
MA381	N/A	N/A
MA411	N/A	N/A
MA441[1]	See Note	N/A
KEYED, DOUBLE CYLINDER, DEADBOLT FUNCTIONS		
MA371	N/A	$129.00
MA431	N/A	$129.00
DEADLOCKS, SINGLE CYLINDER		
MA911	N/A	N/A
MA921	N/A	$129.00
MA941	N/A	$129.00
DEADLOCKS, DOUBLE CYLINDER		
MA931	N/A	$129.00

1. Not available in Occupied/Vacant. The MA441 uses the Locked/Unlocked message sign for the inside of the door. Add SI suffix to trim designation. List add $129.00.

COMPLETE LOCKS

OPTIONS

SCREW OPTIONS		
Description	**Specify**	**Price adjustment**
Tamper resistant Torx® screws for latch and strike	TORX	$34.10
LEAD LINING		
Description	**Specify (Prefix)**	**Price adjustment**
1/8" thick lead lining installed on MA Series mortise lock case cover. Lead Wrap option not available on Latitude, Longitude, Broadway, and Boardwark levers. Example: 9 DG for Dane Gala	9	$253.00
ALLEGION CONNECT For wire harness options, refer to Power Supplies section on page 337.		
Description	**Specify**	**Price adjustment**
Cross-category solution using common interconnect components for electrified options. Available on the MA851 and MA881 functions including all voltage (12 or 24) and RX options.	CON	$0.00

COMPLETE LOCKS LESS COMPONENTS

- Deductions are applied to complete lock prices.
- MA Series locks ordered less all components will be furnished as lock cases. See page 29 for part numbers.

LOCKS LESS COMPONENTS		
Description	**Specify**	**Price adjustment**
Less each lever	LLL for lever design	-$36.70
Less each escutcheon	LLL for escutcheon design	-$37.20
Less each rose	LLL for rose design	-$9.60
Less armor front	LLL for armor front	-$31.40
Less strike	LLL for strike	-$16.30

Note: Sum of applicable deducts, use DG (Dane Gala) and specified finish for base price.

COMPLETE LOCKS TRIM PACKAGES

S = Rose trim, no thumbturn, up to 2 cylinders
C = Rose trim, thumbturn, no cylinder
T = Rose trim, thumbturn, and cylinder
E = Escutcheon trim

TRIM PACKAGES					
Function(s)	**Specify**			**Price**	
	Catalog No.	**Lever style**	**Finish**	**626, 643e[1]**	**605, 606, 613, 619[1], 622[1], 625, 630[2]**
MA101, 371, 381, 411, 431, 441, 521, 551, 561, 581, 851, 881	TP 50 S	.[Lever]	.[Finish]	$423.00	$435.00
MA301, 311, 321	TP 60 C	.[Lever]	.[Finish]	$461.00	$473.00
MA451, 531, 541, 571, 621, 641	TP 70 T	.[Lever]	.[Finish]	$492.00	$504.00
MA101	TP 55 E	.[Lever]	.[Finish]	$510.00	$522.00
MA311, 321, 301	TP 65 E	.[Lever]	.[Finish]	$535.00	$547.00
MA431, 441, 411, 371, 381	TP 75 E	.[Lever]	.[Finish]	$535.00	$547.00
MA551, 881, 851, 581, 561, 521	TP 85 E	.[Lever]	.[Finish]	$535.00	$547.00
MA641, 541, 531, 571, 621, 451	TP 95 E	.[Lever]	.[Finish]	$535.00	$547.00

1. Sutro-Gala and Sutro-Napa Levers not available in 619, 622, or 643e finishes.
2. Boardwalk, Broadway, Latitude, and Longitude levers not available in 630 finish.
3. Contains inside and outside trim, screw pack with mounting hardware. Does not include armor front or strike.
4. If Abrasive option is required on trim package, add additional $79.30 to list price. Not available on Boardwalk, Broadway, Latitude, and Longitude levers.
5. If Knurling option is required on trim package, add additional $117.00 to list price. Not available on Boardwalk, Broadway, Latitude, and Longitude levers.

PARTS

LEVER ASSEMBLIES Ordering instructions: Specify part number, handing, and finish. Separate values with a period. Lever assemblies include one lever assembly with spring cage.				Available finishes 605 606 613 619 622 625 626 630 643e ▪ ▪ ▪ ▪ ▪ ▪ ▪ ▪ ▪		
Description	**Specify for sold separate**			**Price**		
	Part number	**Handing**	**Finish**	**626, 643e**	**605, 606, 613, 619, 622, 625**	**630**
Avalon, rose trim	AS76029	.[LH or RH]	.[Finish]	$170.00	$176.00	$176.00
Avalon, escutcheon trim	AE77029	.[LH or RH]	.[Finish]	$170.00	$176.00	$176.00
Boardwalk, rose trim	AS76310	.[LH or RH]	.[Finish]	$170.00	$176.00	N/A
Boardwalk, escutcheon trim	AE77310	.[LH or RH]	.[Finish]	$170.00	$176.00	N/A
Broadway, rose trim	AS76321	.[LH or RH]	.[Finish]	$170.00	$176.00	N/A
Broadway, escutcheon trim	AE77321	.[LH or RH]	.[Finish]	$170.00	$176.00	N/A
Dane, rose trim	AS76280	.[LH or RH]	.[Finish]	$170.00	$176.00	$176.00
Dane, escutcheon trim	AE77280	.[LH or RH]	.[Finish]	$170.00	$176.00	$176.00
Latitude, rose trim	AS76360	.[LH or RH]	.[Finish]	$170.00	$176.00	N/A
Latitude, escutcheon trim	AE77360	.[LH or RH]	.[Finish]	$170.00	$176.00	N/A
Longitude, rose trim	AS76760	.[LH or RH]	.[Finish]	$170.00	$176.00	N/A
Longitude, escutcheon trim	AE77760	.[LH or RH]	.[Finish]	$170.00	$176.00	N/A
Quantum, rose trim	AS76140	.[LH or RH]	.[Finish]	$170.00	$176.00	$176.00
Quantum, escutcheon trim	AE77140	.[LH or RH]	.[Finish]	$170.00	$176.00	$176.00
Sutro, rose trim	AS76526	.[LH or RH]	.[Finish]	$170.00	$176.00	$176.00
Sutro, escutcheon trim	AE77526	.[LH or RH]	.[Finish]	$170.00	$176.00	$176.00

ROSES AND RELATED COMPONENTS Ordering instructions: Specify part number and finish. Separate values with a period.			Available finishes 605 606 613 619 622 625 626 630 643e ▪ ▪ ▪ ▪ ▪ ▪ ▪ ▪ ▪	
Description	**Specify for sold separate**		**Price**	
	Part number	**Finish**	**626, 643e**	**605, 606, 613, 619, 622, 625, 630**
Rose, Gala	S76012	.[Finish]	$43.80	$49.80
Emergency coin turn rose turn for MA 301/311/321	AS76853	.[Finish]	$45.40	$51.40
Thumbturn assembly for rose trim for MA 301/311/321 when door thickness is less than 2"	AS75319	.[Finish]	$45.40	$51.40
Thumbturn assembly for rose trim for all functions except MA 301/311/321 when door thickness is less than 2"	AS76319	.[Finish]	$45.40	$51.40
Outside indicator, rose trim, MA301/311/321[1, 2]	AE55012-OT	.[Finish]	$131.00	$137.00
Outside Indicator, rose trim, all functions except MA301/311/321/441[1, 2]	AE55012-OC	.[Finish]	$131.00	$137.00

1. Only available for 1-3/4" and 1-7/8" door thicknesses.
2. Only available in 626 and 630 finishes.

PARTS

ESCUTCHEONS AND RELATED COMPONENTS Ordering instructions: Specify part number and finish. Separate values with a period.			Available finishes								
			605	606	613	619	622	625	626	630	643e
			▪	▪	▪	▪	▪	▪	▪	▪	▪
Description	**Specify for sold separate**		**Price**								
	Part number	**Finish**	**626, 643e**				**605, 606, 613, 619, 622, 625, 630**				
Napa, outside lever opening	AE77012-OP	.[Finish]	$104.00				$110.00				
Napa, outside cylinder and lever openings	AE77012-OC	.[Finish]	$104.00				$110.00				
Napa, outside cylinder only opening	AE77012-OK	.[Finish]	$104.00				$110.00				
Napa, outside emergency key and lever opening	AE77012-OT	.[Finish]	$104.00				$110.00				
Napa, inside lever opening	E77012-IP	.[Finish]	$104.00				$110.00				
Napa, inside blank, no lever opening	E77012-IB	.[Finish]	$104.00				$110.00				
Napa, inside lever opening with thumbturn attached	AE77012-IT	.[Finish]	$126.00				$132.00				
Napa, inside no lever opening with thumbturn attached	AE77012-IE	.[Finish]	$126.00				$132.00				
Napa, inside cylinder and lever opening	E77012-IC	.[Finish]	$129.00				$135.00				
Napa, inside cylinder only opening	E77012-IK	.[Finish]	$129.00				$135.00				
Napa, outside indicator escutcheon trim, MA301/311/321. Vacant/Occupied.[1]	AE87012-OT	.[Finish]	$157.00				$163.00				
Napa, outside indicator escutcheon trim, MA921/931/941. Vacant/Occupied.[1]	AE87012-OK	.[Finish]	$157.00				$163.00				
Napa, outside indicator escutcheon trim, all other functions. Vacant/Occupied.[1]	AE87012-OC	.[Finish]	$157.00				$163.00				
Napa, inside indicator escutcheon trim, MA441. Locked/Unlocked.[1]	AE87212-IC	.[Finish]	$157.00				$163.00				

1. Only available in 626 and 630 finishes.

STRIKES Ordering instructions: Specify part number and finish. Separate values with a period.			Available finishes								
			605	606	613	619	622	625	626	630	643e
			▪	▪	▪	N/A	▪	▪	▪	N/A	▪
Default	**Door thickness**	**Lip length**	**Specify for sold separate**							**Price**	
			Part number		**Finish**						
▪	1-3/4"	1-1/4"	A8737-1		.[Finish]					$31.80	
	2"	1-7/16"	A8737-2		.[Finish]					$41.60	
	2-1/4"	1-9/16"	A8737-3		.[Finish]					$41.60	
	2-1/2"	1-11/16"	A8737-4		.[Finish]					$41.60	
	1-3/4"	7/8"	A8737-5		.[Finish]					$41.60	

Screws not provided with armors or strikes when ordered separately. Please order S76300 if additional screws are required.

ARMOR FRONTS (SCALPS) Ordering instructions: Specify part number and finish. Separate values with a period. Armor front is included in complete MA lock.			Available finishes								
			605	606	613	619	622	625	626	630	643e
			▪	▪	▪	N/A	▪	N/A	N/A	▪	▪
Description	**Specify for sold separate**		**Price**								
	Part number	**Finish**									
MA101, 321	S77801-LL	.[Finish]	$58.40								
MA161, 381, 411, 441, 551, 561, 581, 851, 881	S77805-LL	.[Finish]	$58.40								
MA301, 311, 371, 431, 541, 571	S77819-LL	.[Finish]	$58.40								
MA451, 641	S77815-LL	.[Finish]	$58.40								
MA521	S77804-LL	.[Finish]	$58.40								

Note: Screws not provided with armors or strikes when ordered separately. Please order S76300 if additional screws are required.

PARTS

ARMOR FRONTS (SCALPS) Ordering instructions: Specify part number and finish. Separate values with a period. Armor front is included in complete MA lock.	Available finishes								
	605	606	613	619	622	625	626	630	643e
	▪	▪	▪	N/A	▪	N/A	N/A	▪	▪

Description	Specify for sold separate		Price
	Part number	Finish	
MA531	S77820-LL	.[Finish]	$58.40
MA621	S77811-LL	.[Finish]	$58.40
MA911, 921, 931, 941	S77816-LL	.[Finish]	$58.40

Note: Screws not provided with armors or strikes when ordered separately. Please order S76300 if additional screws are required.

MISCELLANEOUS PARTS Ordering instructions: Specify part number and finish. Separate values with a period.	Available finishes								
	605	606	613	619	622	625	626	630	643E
	N/A	▪	▪	N/A	N/A	N/A	N/A	▪	N/A

Description	Specify for sold separate	Price
Plastic dust box, standard with lock	PE1396	$7.30
Metal dust box	005099-000-30	$14.20
Spindles (2) for lever on standard door thickness or knob on door thickness 1-7/8" – 2-1/2"	S76806	$9.20
Spindles (2) for lever on door thickness 1-7/8" – 2-1/2"	S76816	$9.20
Spindles (2) for knob on standard door thickness	S76206	$9.20
Spindles (2) for connecting door, MA161	S76802	$9.20
Mounting plate for use with no outside trim	AS5813	$24.40
Replacement M lock lever return spring. (Return spring is for the old Falcon M mortise lock, not the current Falcon MA mortise lock.)	030057-002	$13.10

LOCK CASES

- Does not include armor front.
- Specify handing.
- Handing options include Right Hand (RH), Left Hand (LH), Right Hand Reverse (RHR), Left Hand Reverse (LHR). Handing is field reversible.

Lock function and description		Specify		Price each
		Part number	Handing	
NON-KEYED				
MA101	Passage/closet latchset	A7801	.[LH, RH, RHR or LHR]	$155.00
MA161	Connecting room/exit latch	A7831	.[LH, RH, RHR or LHR]	$271.00
MA301	Privacy lock	A7802	.[LH, RH, RHR or LHR]	$136.00
MA311	Privacy, bedroom or bath lock	A7819	.[LH, RH, RHR or LHR]	$250.00
MA321	Privacy lock	A7822	.[LH, RH, RHR or LHR]	$135.00
KEYED				
MA381	Apartment exit lock	A7809	.[LH, RH, RHR or LHR]	$265.00
MA411	Asylum lock	A7830	.[LH, RH, RHR or LHR]	$265.00
MA441	Classroom security lock	A7805	.[LH, RH, RHR or LHR]	$265.00
MA521	Entry/office lock	A7804	.[LH, RH, RHR or LHR]	$260.00
MA551	Holdback lock	A7806	.[LH, RH, RHR or LHR]	$260.00
MA561	Classroom lock	A7805	.[LH, RH, RHR or LHR]	$265.00
MA581	Storeroom lock	A7807	.[LH, RH, RHR or LHR]	$260.00

MA SERIES
T SERIES
X SERIES
K SERIES
B SERIES
W SERIES
D100 SERIES
D200 SERIES
H2 SERIES
CYLINDERS/KEYS
PORTABLE
INDEX

PARTS

LOCK CASES
- Does not include armor front.
- Specify handing.
- Handing options include Right Hand (RH), Left Hand (LH), Right Hand Reverse (RHR), Left Hand Reverse (LHR). Handing is field reversible.

Lock function and description		Specify		Price each
		Part number	Handing	
KEYED WITH DEADBOLT				
MA371	Store door lock	A7814	.[LH, RH, RHR or LHR]	$265.00
MA431	Classroom security lock with deadbolt	A7813	.[LH, RH, RHR or LHR]	$290.00
MA451	Hotel guest lock	A7815	.[LH, RH, RHR or LHR]	$437.00
MA531	Apartment corridor door lock	A7820	.[LH, RH, RHR or LHR]	$219.00
MA541	Entry or office lock	A7821	.[LH, RH, RHR or LHR]	$219.00
MA571	Dormitory or exit lock	A7813	.[LH, RH, RHR or LHR]	$290.00
MA621	Apartment corridor lock	A7808	.[LH, RH, RHR or LHR]	$209.00
MA641	Dormitory lock	A7815	.[LH, RH, RHR or LHR]	$437.00
ELECTRIFIED LOCK CASES				
MA851 12V	Storeroom (Fail Safe). Specify 12V DC.	A7851-12	.[LH, RH, RHR or LHR]	$563.00
MA851 24V	Storeroom (Fail Safe). Specify 24V DC.	A7851-24	.[LH, RH, RHR or LHR]	$563.00
MA881 12V	Storeroom (Fail Secure). Specify 12V DC.	A7881-12	.[LH, RH, RHR or LHR]	$563.00
MA881 24V	Storeroom (Fail Secure). Specify 24V DC.	A7881-24	.[LH, RH, RHR or LHR]	$563.00
MA851 12V RX	Storeroom (Fail Safe) w/ RX. Specify 12V DC.	A7851-12RX	.[LH, RH, RHR or LHR]	$828.00
MA851 24V RX	Storeroom (Fail Safe) w/ RX. Specify 24V DC.	A7851-24RX	.[LH, RH, RHR or LHR]	$828.00
MA881 12V RX	Storeroom (Fail Secure) w/ RX. Specify 12V DC.	A7881-12RX	.[LH, RH, RHR or LHR]	$828.00
MA881 24V RX	Storeroom (Fail Secure) w/ RX. Specify 24V DC.	A7881-24RX	.[LH, RH, RHR or LHR]	$828.00
DEADBOLTS				
MA911	Classroom deadlock	A7829	.[LH, RH, RHR or LHR]	$344.00
MA921	Outside-only deadlock	A7816	.[LH, RH, RHR or LHR]	$262.00
MA931	Two-sided deadlock	A7816	.[LH, RH, RHR or LHR]	$262.00
MA941	Deadlock with inside turn	A7816	.[LH, RH, RHR or LHR]	$262.00

SCREW PACKS
Ordering instructions: Specify part number and finish. Separate values with a period.

Available finishes								
605	606	613	619	622	625	626	630	643e
N/A	▪	▪	N/A	N/A	N/A	N/A	▪	N/A

Description	Specify		Price
	Part number	Finish	
1-3/4" – 1-7/8" door thickness, rose trim with levers	S76300	.[Finish]	$34.10
Over 1-7/8" – 2-1/2" door thickness, rose trim with levers	S76301	.[Finish]	$34.10
Over 1-7/8" – 2-1/2" door thickness, escutcheon trim with levers	E77301	.[Finish]	$34.10
1-3/4" – 1-7/8" door thickness, escutcheon trim with levers	E77300	.[Finish]	$34.10
Torx® screw pack, rose trim, no turn	S76306	.[Finish]	$34.10
Torx screw pack, rose trim, with turn	S76307	.[Finish]	$34.10
Torx screw pack, escutcheon trim, standard	E77306	.[Finish]	$34.10
Torx screw pack, escutcheon trim, over 1-7/8" – 2-1/2" door thickness	E77307	.[Finish]	$34.10

1. Non-Torx screw packs contains armor front screws, strike screws, trim screws, mortise screws, spindle, and mounting posts.
2. Torx screw packs contain armor front, strike, and trim screws only.

T SERIES
Grade 1 cylindrical lock

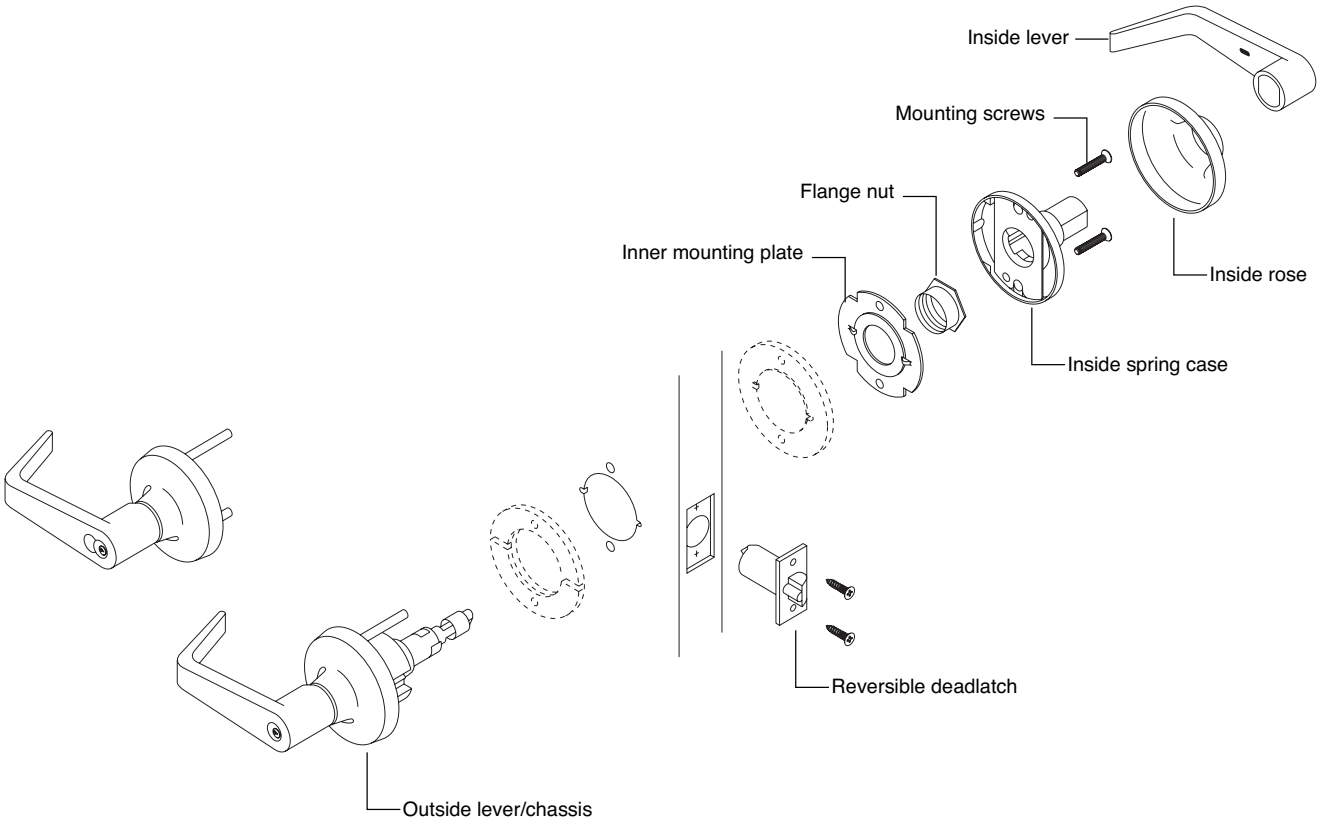

MA SERIES
T SERIES
X SERIES
K SERIES
B SERIES
W SERIES
D100 SERIES
D200 SERIES
H2 SERIES
CYLINDERS/KEYS
PORTABLE
INDEX

How to order

To order products, attribute values should be provided in the sequence shown below. Each value should be separated by a period.

			Required for all lock orders																				
					Outside style		Inside style					Door dimensions			Options						Keying		
Line item	Quantity	Brand	Series + Function	Cylinder type (keyed functions only)	Outside lever design	Outside finish	Inside lever design	Inside finish	Handing	Latch	Strike	Door thickness	Extended	Strike lip length	Latch extension	Box for ANSI strike	Pack cylinders loose (PCL)	Screw option	Lead lining	Connector	Keying code	Keyway	Pack keys independently
		1	2	3	4A	4B	5A	5B	6	7	8	9A	9B	9C	10A	10B	10C	10D	10E	10F	11A	11B	11C

Specifying dimensions:
Dimensions should be provided with the whole number followed by a dash and then the fraction of an inch. Example: 1-3/4.

Line Item

Quantity

1 **Brand:** Required only when specifying a product Less (LLL) any attribute.

2 **Series+Function:** Series combined with function.

3 **Cylinder type:** Specify cylinder code for keyed functions.

4A **Outside lever design:** Required for all orders.

4B **Outside finish:** Required for all orders.

5A **Inside lever design:** Required only if different from the outside lever design, or if specifying a product Less (LLL) any attribute.

5B **Inside finish:** Specify only if different from the outside finish, or if specifying a product Less (LLL) any attribute.

6 **Handing:** Required for select lever designs. If not specified, the order will be shipped right handed (RH).

7 **Latch:** Leave blank to receive the default latch. Specify part number if non-default latch is required or if specifying a product Less (LLL) any attribute.

8 **Strike:** Leave blank for default strike. Specify part number if non-default strike is required, or if specifying a product Less (LLL) any attribute.

9A **Door thickness:** Leave blank for default 1-3/4" thick doors. Specify if other than 1-3/4", or if specifying a product Less (LLL) any attribute. Specify with a DT prefix followed by the door thickness dimension. Example: DT1-3/8, DT2-1/4.

9B **Extended:** Specify for doors greater than 1-3/4". EE = Extended equally, EI = Extended inside, EO = Extended outside, ED = Extended differently (Extended different (ED).

9C **Strike lip length:** Leave blank for default strike lip length. Specify for non-default strike lip length or if specifying a product Less (LLL) any attribute. Specify with a LIP prefix followed by the lip length dimension. Example: LIP1-3/8.

10A–10F **Options:** Specify any desired options.

11A **Keying code:** Default keying code is dictated by the selected cylinder type. Leave blank to receive the default keying code, or specify for any other keying code. If ordering a product Less (LLL) any lock attribute, keying code must be specified.

11B **Keyway:** Default way is dictated by the selected cylinder type. Leave blank to receive the default keyway, or specify to order any other keyway. If ordering a product Less (LLL) any lock attribute, keying code must be specified.

11C **Pack keys independently:** Specify only when requesting that keys be packed independently.

Contents

T Series | Overview **31**
T Series | Functions **34**
T Series | Styles **36**
T Series | Configure a product **38**
Cylinder adjustments 40
Style options 41
Latches 41
Strikes 42
Door dimensions 42
Options 43
Less components 43
T Series | Parts **44**
Levers and related parts 44
Chassis assemblies 45
Roses 45
Latches 46
Strikes 46
Miscellaneous parts 46
Screws 48
Tailpieces 48

BAA/ARRA
Contact your local RSO or
Sales Rep. for ordering details

Product identification

T501 . P . DAN . 626

- 626 — Outside finish
- DAN — Outside lever style
- P — Cylinder
- T501 — Lock series
- Function

P	Conventional 6-pin cylinder, keyed 5
P6	Conventional 6-pin cylinder
P7	Conventional 7-pin cylinder
L	Less conventional 6-pin cylinder
L7	Less conventional 7-pin cylinder
BB6	SFIC 6-pin BEST® capping
BB7	SFIC 7-pin BEST® capping
G6	SFIC 6-pin Falcon® slide capping
G7	SFIC 7-pin Falcon® slide capping
H	Refundable Construction SFIC
BDC	Disposable Construction SFIC
J	Less FSIC (specify manufacturer)
B	Less SFIC

SFIC = BEST® Style

Finish codes and descriptions

BHMA code		Description
605	(US 3)	Bright Brass
606	(US 4)	Satin Brass
613	(US 10B)	Oil Rubbed Bronze
619	(US 15)	Satin Nickel
622	(US 19)	Matte Black
625	(US 26)	Bright Chrome
626	(US 26D)	Satin Chrome
643e	(US 11)	Aged Bronze

Standard features

BHMA CERTIFIED

Certification	ANSI A156.2, Series 4000, Grade 1, UL Listed for 3-Hour fire door
Latch	1-1/8" x 2-1/4", square corner faceplate, 1" housing diameter, 1/2" throw
Strike	1-1/4" x 4-7/8", ANSI, square corner, no box
Backset	2-3/4"
Cylinder	6-pin, solid brass, keyed 5-pin, Falcon G keyway, keyed different (KD)
Door range	1-3/4" – 2-1/8" standard
Keys	Two, nickel silver cut keys per lock, Falcon G keyway

MA SERIES
T SERIES
X SERIES
K SERIES
B SERIES
W SERIES
D100 SERIES
D200 SERIES
H2 SERIES
CYLINDERS/KEYS
PORTABLE
INDEX

ANSI A156.2 Series 4000 Grade 1 key-in-lever locks

NON-KEYED LOCKS

FALCON ANSI

T101 F75

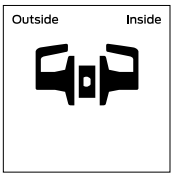

Passage/closet latchset

Latch bolt by levers at all times.

T291

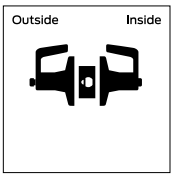

Privacy hospital lock

Latch bolt by levers. Outside lever locked by push button in inside lever. Rotating inside lever, closing door, or turning emergency release turn button on outside, release push button. Inside is always free for egress.

T301 F76

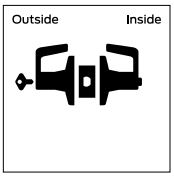

Privacy lock

Latch bolt by levers. Outside lever locked by push button in inside lever. Rotating inside lever or closing door releases push button. Emergency release in outside lever unlocks door.

NON-KEYED DUMMY

FALCON ANSI

T12

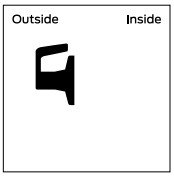

Dummy trim

Single trim, surface-mounted rigid lever.

KEYED LOCKS

FALCON ANSI

T351

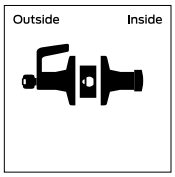

Closet lock

Deadlocking latch bolt by turn knob inside or lever outside except when outside lever is locked by key.

T381 F88

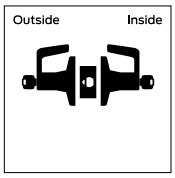

Classroom security lock

Latch bolt operated by lever from either side except when key from inside lever locks outside lever. When outside lever is locked, Latch bolt retracted by key in outside lever or by turning inside lever.

T411 F87

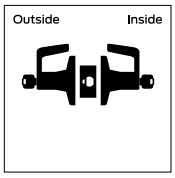

Asylum lock

Deadlocking latch bolt operated by key in lever from either side. Both levers always inoperable.

Caution: Double cylinder locks on residences and any door in any structure which is used for egress are a life safety hazard in times of emergency and their use is not recommended. Installation should be in accordance with existing codes only.

T501 F82

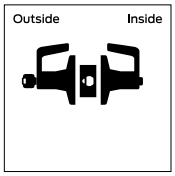

Entry lock

Push button locking. Button on inside locks outside lever until unlocked by key or by rotating inside lever. Inside lever always free. Deadlocking latch bolt.

Function note: This lock will stay locked when the door is closed. If you want your door to unlock when it closes, please purchase the 571 function.

ANSI A156.2 Series 4000 Grade 1 key-in-lever locks

KEYED LOCKS

FALCON ANSI

T511 F109

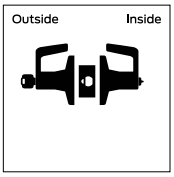

Entry/office lock
Turn/push button locking. Pushing and turning button locks outside lever requiring use of key until button is manually unlocked. Push button locking. Pushing button locks outside lever until unlocked by key or by rotating inside lever. Inside lever always free. Deadlocking latch bolt.

T521 F81

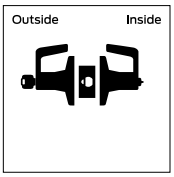

Office lock
Turn button locking. Turning button locks outside lever requiring use of key until button is manually unlocked. Inside lever always free. Deadlocking latch bolt.

T561 F84

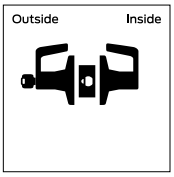

Classroom lock
Deadlocking latch bolt by levers. Outside lever is locked by key in outside lever. Inside lever is always free.

T571

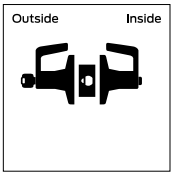

Dormitory/corridor lock
Deadlocking latch bolt by levers except when locked by push button in inside lever. Key in outside lever locks or unlocks outside lever and releases button. Closing door releases push button. Inside lever always free.

Function note: This lock will unlock when the door is closed. If you want your door to remain locked when it closes, please purchase the 501 function.

T581 F86

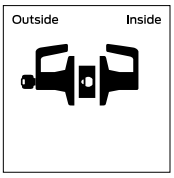

Storeroom lock
Deadlocking latch bolt by lever inside or key outside. Outside lever is inoperable. Inside lever always free.

ELECTRIFIED LOCKS

FALCON ANSI

T851

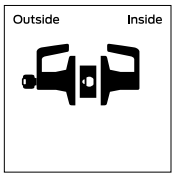

Storeroom (electrified Fail Safe)
Latch bolt operated by lever from either side except when outer lever is electrically locked. When outer lever is locked (inoperable), latch bolt retracted by key in cylinder outside. Available in both 12 (.65 Amps) or 24 (.32 Amps) volt DC, continuous duty.

T881

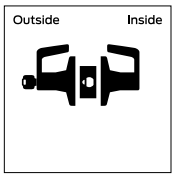

Storeroom (electrified Fail Secure)
Deadlocking latch bolt operated by lever inside at all times. Outside lever inoperable until electrically unlocked, then latch bolt from either side. When outside lever is inoperable latch bolt retracted by key in cylinder outside. Available in both 12 (.65 Amps) or 24 (.32 Amps) volt DC, continuous duty.

MA SERIES
T SERIES
X SERIES
K SERIES
B SERIES
W SERIES
D100 SERIES
D200 SERIES
H2 SERIES
CYLINDERS/KEYS
PORTABLE
INDEX

LEVER DESIGNS

AVALON

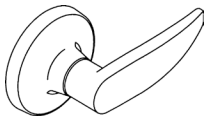

AVA Avalon
6AV Avalon Abrasive

BOARDWALK

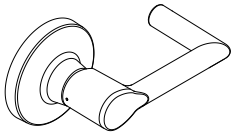

BRK Boardwalk

BROADWAY

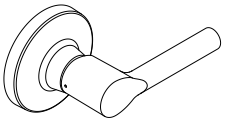

BRW Broadway

DANE

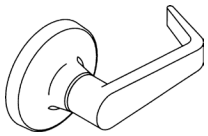

DAN Dane
6DA Dane Abrasive

LATITUDE

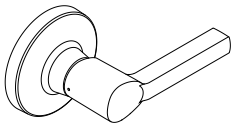

LAT Latitude

LONGITUDE

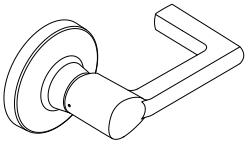

LON Longitude

QUANTUM

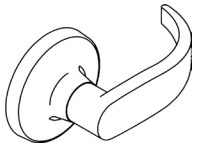

QUA Quantum
6QU Quantum Abrasive

FINISH AVAILABILITY		Bright Brass (605)	Satin Brass (606)	Oil Rubbed Bronze (613)	Satin Nickel (619)	Matte Black (622)	Bright Chrome (625)	Satin Chrome (626)	Bright Stainless Steel (629)	Satin Stainless Steel (630)	Aged Bronze (643e)
LEVERS											
Avalon	AVA	605	606	613	-	622	625	626	-	-	-
Boardwalk	BRK	605	606	613	-	622	625	626	-	-	643e
Broadway	BRW	605	606	613	-	622	625	626	-	-	643e
Dane	DAN	605	606	613	-	622	625	626	-	-	-
Latitude	LAT	605	606	613	-	622	625	626	-	-	643e
Longitude	LON	605	606	613	-	622	625	626	-	-	643e
Quantum	QUA	605	606	613	-	622	625	626	-	-	-
CYLINDER FINISHES											
COMPLETE LOCK FINISH		**605**	**606**	**613**	**619**	**622**[1]	**625**	**626**	**629**	**630**	**643E**
Coordinating conventional cylinder											
Plug component		606	606	606	626	622	626	626	-	626	522
Coordinating FSIC/SFIC cylinder											
Plug (lower) component		605	606	522	626	622	625	626	-	-	522
Core face (upper) component		605	606	522	626	622	625	626	-	-	522

1. Available in Falcon G keyway only.
2. 522 is a simulated 613 finish.

MA SERIES
T SERIES
X SERIES
K SERIES
B SERIES
W SERIES
D100 SERIES
D200 SERIES
H2 SERIES
CYLINDERS/KEYS
PORTABLE
INDEX

You can **configure and price a full range of products** using the tables and rules shown in this section.

The pricing of locks in this section includes the P cylinder in an open keyway (where applicable), default latch, strike, and a 1-3/4" thick door. Additional modifications are available using the rules and price adjustments on the subsequent pages.

How to order:

- All applicable product attributes must be provided in the order shown below
- Each value must separated by a period
- If requesting a product "Less (LLL)" any attribute, the entire detailed ACN must be provided
- Fractions will be written with the "/" symbol separating the numerator and the denominator (example 1/2)
- For dimensions that contain a whole number and a fraction, a hyphen "-" will be added after the whole number and before the fraction (example 2-1/2)
- For two dimensions represented together, such as length and width, the values would be separated by an "x" with no spaces
- Finishes should be listed using their BHMA finish as shown in this book

	Required for all lock orders																				
			Outside style		Inside style					Door dimensions			Options						Keying		
Brand	Series + Function	Cylinder type (keyed functions only)	Outside lever design	Outside finish	Inside lever design	Inside finish	Handing	Latch	Strike	Door thickness	Extended	Strike lip length	Latch extension	Box for ANSI strike	Pack cylinders loose (PCL)	Screw option	Lead lining	Connector	Keying code	Keyway	Pack keys independently
1	2	3	4A	4B	5A	5B	6	7	8	9A	9B	9C	10A	10B	10C	10D	10E	10F	11A	11B	11C

If ordering a product "Less (LLL)" any attribute, values for each attribute must be provided.

Only required if specifying different than outside style

Only required when deviating from the product's default. Specify only the deviated attribute(s).

Only required when deviating from the product's default. Specify only the deviated attribute(s).

EXAMPLE:

Inside lever design different than outside

T501 .	P .	6AV .	626 .	AVA
2	3	4A	4B	5A

COMPLETE LOCKS			LEVER STYLES	
Split finishes and designs will be priced at the highest list price of the design and/or finish. Keyed function pricing based on cylinder with open Falcon G keyway. See next page for additional cylinder and keyway options.			AVA BRK BRW DAN LAT LON QUA	AVA BRK BRW DAN LAT LON QUA
			FINISHES	
SERIES + FUNCTION	CYL	DESCRIPTION	626, 643e	605, 606, 613, 619, 622, 625
NON-KEYED FUNCTIONS				
T101		Passage/closet latchset	$424.00	$436.00
T291		Privacy hospital lock	$533.00	$545.00
T301		Privacy lock	$533.00	$545.00
NON-KEYED DUMMY FUNCTIONS				
T12		Dummy trim	$188.00	$194.00
KEYED, SINGLE CYLINDER FUNCTIONS				
T351	P	Closet lock	$594.00	$606.00
T501	P	Entry lock	$594.00	$606.00
T511	P	Entry/office lock	$594.00	$606.00
T521	P	Office lock	$594.00	$606.00
T561	P	Classroom lock	$594.00	$606.00
T571	P	Dormitory/corridor lock	$594.00	$606.00
T581	P	Storeroom lock	$594.00	$606.00
T851[1]	P	Storeroom (electrified Fail Safe)	$1,101.00	$1,113.00
T881[1]	P	Storeroom (electrified Fail Secure)	$1,101.00	$1,113.00
KEYED, DOUBLE CYLINDER FUNCTIONS[2]				
T381	P	Classroom security lock	$694.00	$706.00
T411	P	Asylum lock	$694.00	$706.00

1. 24V is standard. Power supply PS902 will be sufficient to operate an individual lock for multiple lock installation. See Electronics section on page 337.
2. Caution: Double cylinder locks on residences and any door in any structure which is used for egress are a life safety hazard in times of emergency and their use is not recommended. Installation should be in accordance with existing codes only.

MA SERIES
T SERIES
X SERIES
K SERIES
B SERIES
W SERIES
D100 SERIES
D200 SERIES
H2 SERIES
CYLINDERS/KEYS
PORTABLE
INDEX

COMPLETE LOCKS

CYLINDER ADJUSTMENTS

Keyed locks on the previous page are priced including the P cylinder with open Falcon G keyway. Provided below are pricing adjustments based on other available cylinder types.

For complete details on cylinders, tailpieces, keying and keys, including cylinders sold separate, see the Cylinders and Keys sections.

CYLINDER ADJUSTMENTS					
Description	Specify	Single cylinder function Price adjustment		Double cylinder function Price adjustment	
		Open	Restricted	Open	Restricted
Conventional 6-pin cylinder, keyed 5	P	$0.00	$15.20	$0.00	$30.40
Conventional 6-pin cylinder	P6	$0.00	$15.20	$0.00	$30.40
Conventional 7-pin cylinder	P7	$16.30	$31.50	$32.60	$63.00
Less conventional 6-pin cylinder	L	-$76.00		-$152.00	
Less conventional 7-pin cylinder	L7	-$76.00		-$152.00	
SFIC 6-pin BEST® capping	BB6	$60.00	$75.20	$120.00	$150.40
SFIC 7-pin BEST® capping	BB7	$60.00	$75.20	$120.00	$150.40
SFIC 6-pin Falcon® slide capping	G6	$60.00	$75.20	$120.00	$150.40
SFIC 7-pin Falcon® slide capping	G7	$60.00	$75.20	$120.00	$150.40
Refundable Construction SFIC	H	$60.00	N/A	$120.00	N/A
Disposable Construction SFIC	BDC	$0.00	N/A	$0.00	N/A
Less FSIC (specify manufacturer)	J	$0.00		$0.00	
Less SFIC	B	$0.00		$0.00	

COMPLETE LOCKS STYLE OPTIONS

Specify on order only if requesting an option other than the default.

- Not available in 613 finish.

	ABRASIVE	
	Specify	**Price adjustment (per lever)**
TACTILE WARNING		
Avalon tactile lever	6AV	$80.60
Boardwalk tactile lever	N/A	N/A
Broadway tactile lever	N/A	N/A
Dane tactile lever	6DA	$80.60
Latitude tactile lever	N/A	N/A
Longitude tactile lever	N/A	N/A
Quantum tactile lever	6QU	$80.60

COMPLETE LOCKS LATCHES

Specify on order only if requesting an option other than the default.

SPRING LATCH	DEADLATCH
1/2" projection 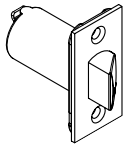	1/2" projection 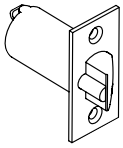

LATCHES					
SPRING LATCH					
Default	**Description**	**Backset**	**Housing dia.**	**Specify**	**Price adjustment**
▪	Square corner, 1-1/8" x 2-1/4"	2-3/4"	1"	23981137	$0.00
	Square corner, 1" x 2-1/4"	2-3/8"	1"	23981111	$0.00
	Square corner, 1-1/8" x 2-1/4"	3-3/4"	1"	24074387	$0.00
DEADLATCH					
Default	**Description**	**Backset**	**Housing dia.**	**Specify**	**Price adjustment**
▪	Square corner, 1-1/8" x 2-1/4"	2-3/4"	1"	23981145	$0.00
	Square corner, 1" x 2-1/4"	2-3/8"	1"	23981160	$0.00
	Anti-friction fire door latch, square corner, 1-1/8" x 2-1/4", 3/4" throw	2-3/4"	1"	23981152	$250.00
	Square corner, 1-1/8" x 2-1/4"	3-3/4"	1"	23981129	$0.00

MA SERIES
T SERIES
X SERIES
K SERIES
B SERIES
W SERIES
D100 SERIES
D200 SERIES
H2 SERIES
CYLINDERS/KEYS
PORTABLE
INDEX

COMPLETE LOCKS

STRIKES

Specify on order only if requesting an option other than the default.

5164	01-049	01-048	5185	5185-4
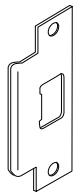	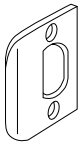	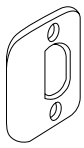	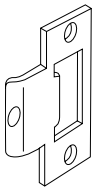	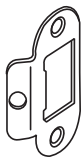

STRIKES

Default	Description	Lip length	Specify	Price adjustment
▪	ANSI, 1-1/4" x 4-7/8" standard	1-3/16"	5164	$0.00
	Square corner, full lip 1-5/8" x 2-1/4"	1"	01-049	$0.00
	1/4" Radius round corner, full lip 1-5/8" x 2-1/4"	1"	01-048	$0.00
	Square corner, T-strike, 1-1/8" x 2-3/4"	1-5/16"	5185	$0.00
	ANSI 1-1/4" x 4-7/8"	7/8"	5161	$0.00
	Radius T-strike, 1-1/8" x 2-3/4"	1-5/16"	5185-4	$0.00

COMPLETE LOCKS

DOOR DIMENSIONS

DOOR THICKNESS

- Specify door thickness on order only if different than 1-3/4" thick door.
- Door thickness should be specified to the nearest 1/8".
- T Series lockset will accommodate up to a 2-1/8" thick door prep standard.

NON-STANDARD DOOR THICKNESS AND EXTENDED OPTIONS
Specify door thickness in to the nearest 1/8" increment.

Door thickness	Specify	Price adjustment
Door thickness 1-3/8" to 1-5/8"	A30775-000-00	$17.10

COMPLETE LOCKS OPTIONS

LATCH EXTENSION		
Description	**Specify**	**Price adjustment**
5" - Backset extension link	43-005	$47.10
BOX FOR ANSI STRIKE		
Description	**Specify**	**Price adjustment**
ANSI dust box 1" deep, steel	005099-000-30	$0.00
PACK CYLINDERS LOOSE		
Description	**Specify**	**Price adjustment**
Pack cylinders loose in box	PCL	$0.00
LEAD LINING		
Description	**Specify (Prefix)**	**Price adjustment (per lever)**
Avalon lever	9A	$370.00
Boardwalk lever	N/A	N/A
Broadway lever	N/A	N/A
Dane lever	9D	$370.00
Latitude lever	N/A	N/A
Longitude lever	N/A	N/A
Quantum lever	9Q	$370.00
ALLEGION CONNECT For wire harness options, refer to Power Supplies section on page 337.		
Description	**Specify**	**Price adjustment**
Cross-category solution using common interconnect components for electrified options. Available on the T851 and T881 functions.	CON	$0.00

COMPLETE LOCKS LESS COMPONENTS

Deductions are applied to complete lock prices. When requesting a product “Less (LLL)” any attribute, the entire detailed ACN must be provided.

LOCKS LESS COMPONENTS		
Description	**Specify**	**Price adjustment**
Less each lever	LLL for lever design	-$33.00
Less latch	LLL for latch	-$51.40
Less strike	LLL for strike	-$12.40

MA SERIES
T SERIES
X SERIES
K SERIES
B SERIES
W SERIES
D100 SERIES
D200 SERIES
H2 SERIES
CYLINDERS/KEYS
PORTABLE
INDEX

PARTS

LEVERS, CONVENTIONAL CYLINDER	Available finishes									
	605	606	609	613	619	622	625	626	630	643e
	▪	▪	N/A	▪	▪	▪	▪	▪	N/A	▪
Description	**Specify for sold separate**								**Price**	
	Part number				**Finish**					
Avalon lever, closed	030740-000				.[Finish]				$67.80	
Avalon lever, open	030740-001				.[Finish]				$67.80	
Boardwalk lever, closed	Q330-430 BRK				.[Finish]				$67.80	
Boardwalk lever, open	Q330-431 BRK				.[Finish]				$67.80	
Broadway lever, closed	Q330-430 BRW				.[Finish]				$67.80	
Broadway lever, open	Q330-431 BRW				.[Finish]				$67.80	
Dane lever, closed	030742-000				.[Finish]				$67.80	
Dane lever, open	030742-001				.[Finish]				$67.80	
Latitude lever, closed	Q330-430 LAT				.[Finish]				$67.80	
Latitude lever, open	Q330-431 LAT				.[Finish]				$67.80	
Longitude lever, closed	Q330-430 LON				.[Finish]				$67.80	
Longitude lever, open	Q330-431 LON				.[Finish]				$67.80	
Quantum lever, closed	030744-000				.[Finish]				$67.80	
Quantum lever, open	030744-001				.[Finish]				$67.80	
Lever, Avalon open (Corbin Russwin, Medeco, Yale unit)	030929-001				.[Finish]				$80.80	
Lever, Dane open (Corbin Russwin, Medeco, Yale unit)	030929-002				.[Finish]				$80.80	
Lever, Quantum open (Corbin Russwin, Medeco, Yale unit)	030929-003				.[Finish]				$80.80	
Lever, Avalon open (Sargent 6, 7 and 10 line, Yale)	030996-001				.[Finish]				$90.70	
Lever, Dane open (Sargent 6, 7 and 10 line, Yale)	030996-002				.[Finish]				$90.70	
Lever, Quantum open (Sargent 6, 7 and 10 line, Yale)	030996-003				.[Finish]				$90.70	
Inside lever with set screw, closed[1]	A30753-00				.[Finish]				$55.40	
Inside lever with set screw, open[1]	A30753-01				.[Finish]				$55.40	
Inside lever with set screw, closed 851/881[1]	A31544-00				.[Finish]				$139.00	

[1] Competitor prepped levers are not available in 622, 619, and 643e finish except Schlage options.

LEVERS, SMALL AND LARGE FORMAT INTERCHANGEABLE CORE	Available finishes									
	605	606	609	613	619	622	625	626	630	643e
	▪	▪	N/A	▪	▪	▪	▪	▪	N/A	▪
Description	**Specify for sold separate**								**Price**	
	Part number				**Finish**					
Lever, Avalon SFIC	030740-002				.[Finish]				$67.80	
Lever, Boardwalk SFIC	Q330-432 BRK				.[Finish]				$67.80	
Lever, Broadway SFIC	Q330-432 BRW				.[Finish]				$67.80	
Lever, Dane SFIC	030742-002				.[Finish]				$67.80	
Lever, Latitude SFIC	Q330-432 LAT				.[Finish]				$67.80	
Lever, Longitude SFIC	Q330-432 LON				.[Finish]				$67.80	
Lever, Quantum SFIC	030744-002				.[Finish]				$67.80	
Lever, Avalon FSIC, ASSA, Medeco, Yale	030926-001				.[Finish]				$144.00	
Lever, Dane FSIC, ASSA, Medeco, Yale	030926-002				.[Finish]				$144.00	
Lever, Quantum FSIC, ASSA, Medeco, Yale	030926-003				.[Finish]				$144.00	
Lever, Avalon FSIC, Schlage	030927-001				.[Finish]				$144.00	

PARTS

LEVERS, SMALL AND LARGE FORMAT INTERCHANGEABLE CORE	Available finishes									
	605	606	609	613	619	622	625	626	630	643e
	▪	▪	N/A	▪	▪	▪	▪	▪	N/A	▪

Description	Specify for sold separate		Price
	Part number	Finish	
Lever, Boardwalk FSIC, Schlage	Q330-433 BRK	.[Finish]	$144.00
Lever, Broadway FSIC, Schlage	Q330-433 BRW	.[Finish]	$144.00
Lever, Dane FSIC, Schlage	030927-002	.[Finish]	$144.00
Lever, Latitude FSIC, Schlage	Q330-433 LAT	.[Finish]	$144.00
Lever, Longitude FSIC, Schlage	Q330-433 LON	.[Finish]	$144.00
Lever, Quantum FSIC, Schlage	030927-003	.[Finish]	$144.00
Lever, Avalon FSIC, Corbin Russwin	030928-001	.[Finish]	$141.00
Lever, Dane FSIC, Corbin Russwin	030928-002	.[Finish]	$141.00
Lever, Quantum FSIC, Corbin Russwin	030928-003	.[Finish]	$141.00
Lever, Avalon FSIC, Sargent	030930-001	.[Finish]	$148.00
Lever, Dane FSIC, Sargent	030930-002	.[Finish]	$148.00
Lever, Quantum FSIC, Sargent	030930-003	.[Finish]	$148.00

CHASSIS ASSEMBLIES			
NON-KEYED FUNCTIONS			
Description	**Specify part number**		**Price**
T101 Chassis	A30761-000-00		$116.00
T301 Chassis, T291 Chassis	A30765-000-00		$202.00
KEYED FUNCTIONS			
Description	**Specify part number**		**Price**
	Conventional cylinder	**Interchangeable core**	
T351/561 Chassis	A30758-000-00	A30758-001-00	$202.00
T411 Chassis	A30769-000-00	A30769-001-00	$202.00
T501 Chassis	A30773-000-00	A30773-001-00	$202.00
T511 Chassis	A30756-000-00	A30756-001-00	$202.00
T521 Chassis	A30748-000-00	A30748-001-00	$202.00
T581 Chassis	A30760-000-00	A30760-001-00	$202.00
T381 Chassis	A30767-000-00	A30767-001-00	$380.00
T571 Chassis	A30759-000-00	A30759-001-00	$380.00
T851 Chassis	A31517-000-00	A31517-001-00	$1,086.00
T881 Chassis	A31518-000-00	A31518-001-00	$1,086.00

ROSES	Available finishes									
	605	606	609	613	619	622	625	626	630	643e
	▪	▪	N/A	▪	▪	▪	▪	▪	N/A	▪

Description	Specify for sold separate		Price	
	Part number	Finish	626, 643e	605, 606, 613, 619, 622, 625
Rose cover	030706-002	.[Finish]	$32.80	$35.80

MA SERIES
T SERIES
X SERIES
K SERIES
B SERIES
W SERIES
D100 SERIES
D200 SERIES
H2 SERIES
CYLINDERS/KEYS
PORTABLE
INDEX

PARTS

LATCHES				Available finishes									
				605	606	609	613	619	622	625	626	630	643e
				▪	▪	N/A	▪	▪	▪	▪	▪	N/A	▪
SPRING LATCH													
Default	**Description**	**Backset**	**Housing diameter**	**Specify for sold separate**								**Price**	
				Part number				**Finish**					
▪	Square corner, 1-1/8" x 2-1/4"	2-3/4"	1"	23981137				.[Finish]				$98.70	
	Square corner, 1" x 2-1/4"	2-3/8"	1"	23981111				.[Finish]				$128.00	
	Square corner, 1-1/8" x 2-1/4"	3-3/4"	1"	24074387				.[Finish]				$117.00	
DEADLATCH													
Default	**Description**	**Backset**	**Housing diameter**	**Specify for sold separate**								**Price**	
				Part number				**Finish**					
▪	Square corner, 1-1/8" x 2-1/4"	2-3/4"	1"	23981145				.[Finish]				$98.70	
	Square corner, 1" x 2-1/4"	2-3/8"	1"	23981160				.[Finish]				$128.00	
	Anti-friction fire door latch, square corner, 1-1/8" x 2-1/4", 3/4" throw	2-3/4"	1"	23981152				.[Finish]				$378.00	
	Square corner, 1-1/8" x 2-1/4"	3-3/4"	1"	23981129				.[Finish]				$117.00	
	Backset extension Link	5"	1"	43-005				.[Finish]				$47.10	

STRIKES			Available finishes									
			605	606	609	613	619	622	625	626	630	643e
			▪	▪	N/A	▪	▪	▪	▪	▪	N/A	▪
Default	**Description**	**Lip length**	**Specify for sold separate**								**Price**	
			Part number				**Finish**					
▪	ANSI, 1-1/4" x 4-7/8" standard	1-3/16"	005164-000				.[Finish]				$19.00	
	Square corner, T-strike, 1-1/8" x 2-3/4"	1-1/8"	A05185-000				.[Finish]				$5.90	
	1/4" Radius round corner, full lip 1-5/8" x 2-1/4"	1"	Q001-048				.[Finish]				$5.90	
	Square corner, full lip 1-5/8" x 2-1/4"	1"	Q001-049				.[Finish]				$5.90	
	ANSI dust box 1" deep, steel	-	005099-000-30				.[Finish]				$14.20	
	ANSI 1-1/4" x 4-7/8"	7/8"	005161-000				.[Finish]				$32.70	
	Radius T-strike, 1-1/8" x 2-3/4"	9/16"	A05185-004				.[Finish]				$40.00	

MISCELLANEOUS PARTS		
Description	**Specify**	**Price**
Latch spacer for hollow door applications	24483760	$7.80
Short slide catch	022104-000-30	$1.30
Slide catch	022105-000-30	$3.50
Retractor	022106-002-55	$4.20
Retractor spring	022108-000-60	$2.80
Retainer, retractor spring	022112-000-30	$2.80
Retractor insert	022986-001-50	$0.90
Emergency release cap	030654-000-625	$3.30
Emergency release cap	030654-000-626	$3.90
Inner spindle, passage and button functions	030703-000-30	$35.80
Lever stop plate	030704-002-30	$5.00
Clutch spring	030709-000-60	$0.62

PARTS

MISCELLANEOUS PARTS		
Description	**Specify**	**Price**
Mounting plate, inner	030712-000-30	$4.80
Mounting plate, outer	030712-001-30	$4.30
Dogging bar	030722-000-30	$4.20
Lever retaining ring	030724-000-30	$0.90
Flanged nut	030726-000-30	$10.10
Flanged nut, inner electrified	030726-007-30	$14.10
Push button cap	030728-000	$13.20
Outer button mount	030729-000-70	$1.80
Spindle inner	030733-000-55	$4.40
Button spacer	030787-000-70	$3.60
Drill guide for locating 5/16" thru-bolt holes	M204-198	$21.80
Solenoid, Fail Safe T851	031416-000	$520.00
Solenoid, Fail Secure T881	031516-000-70	$520.00
Hex nut, 1/-28 special	031511-000-30	$11.10
Solenoid mount	031514-000-30	$14.30
Inner spindle, T851/881	030733-002	$56.40
Hex key - 1/8" with looped handle	1387	$21.10
Hex wrench	1388	$49.00
Hub and housing assembly	A30746-000-00	$21.00
Hub and plate assembly	A30747-000-00	$19.40
Insert and spindle assembly, outer, 6-pin	A30749-060-00	$137.00
Insert and spindle assembly, outer, 7-pin	A30749-070-00	$81.90
Spindle and driver assembly, IC/FSIC	A30906-001-00	$76.90
Door thickness 1-3/8" to 1-5/8" door shims	A30775-000-00	$17.10
Spindle and driver assembly, 6-pin	A30906-060-00	$76.90
Spindle and driver assembly, 7-pin	A30906-070-00	$76.90
Spring cage kit (inside for T411 and outside for all functions except T101, T291, T301)	Q330-270	$55.40
Spring cage kit (inside - all functions except T411 and inside and outside for T101, T291, T301)	Q330-271	$55.40
Key spindle assembly T501, T511 T521, T851, T881 STD and T381 outside standard	030718-000-30	$6.50
Key spindle assembly T501, T511 T521, T851, T881 IC and T381 outside IC/FSIC	030718-001-30	$6.50
Key spindle assembly T381 inside standard	A30913-000-00	$232.00
Key spindle assembly T381 inside IC/FSIC	A30913-001-00	$232.00
Key spindle assembly T351, T561 standard	A30780-000-00	$232.00
Key spindle assembly T351, T561 IC/FSIC	A30780-001-00	$232.00
Key spindle assembly T571 standard	A30915-000-00	$111.00
Key spindle assembly T571 IC/FSIC	A30915-001-00	$110.00
Key spindle assembly T581 standard	030732-000-30	$6.90
Key spindle assembly T581 IC/FSIC	030732-001-30	$6.90

MA SERIES
T SERIES
X SERIES
K SERIES
B SERIES
W SERIES
D100 SERIES
D200 SERIES
H2 SERIES
CYLINDERS/KEYS
PORTABLE
INDEX

PARTS

SCREWS		Available finishes									
		605	606	609	613	619	622	625	626	630	643e
		N/A	▪	N/A	▪	N/A	▪	N/A	▪	▪	N/A
Description	**Size**	**Specify**									**Price**
		Part number				**Finish**					
ANSI strike screws	12-24 x 1" combo	021164-016				.[Finish]					$0.80
Latch and strike screws	8-32 x 3/4" combo	024416-012				.[Finish]					$0.50
Type D screw	8-32 x 5/16"	030755-005-30				-					$0.62
Set screw for standard lever	1/4 x 20 x 1/4"	030831-004-30				-					$0.80
Fillister Head screw	4-40 x 1/4"	031515-004-30				-					$3.20
Set screw for electrified screw	1/4-20 x 3/8"	031531-006-30				-					$0.72
Self-tap screw	8-32 x 3/8"	031533-006-30				-					$0.64
Mounting screws	10-32 x 1"	002770-016-30				-					$0.70

TAILPIECES				
Tailpieces for conventional cylinders				
Cylinder	**Std. functions**	**T381 inside**	**T571**	**Price**
Falcon 6-pin (10/pack)[1]	A30730-001-00	A30730-003-00	A30730-002-00	$32.60 pkg/10
Falcon 7-pin (10/pack)	A30730-002-00	A30730-004-00	A30730-006-00	$32.60 pkg/10
Sargent 6 and 10 Line	030997-001-30	030997-003-30	030997-005-30	$17.10
Yale 1801, 5801	030917-001-30	030917-003-30	030917-005-30	$48.10 ea.
Corbin Russwin	030994-001-30	030994-003-30	030994-005-30	$92.60
IC throw members (tailpieces)				
Cylinder	**Std. functions**	**T381 inside**	**T571**	**Price**
Falcon 6-pin[2]	030739-000-30	-	030739-000-30	$4.10
Falcon 6-pin[2]	-	030739-002-30	-	$4.10
Falcon 7-pin[2]	030739-001-30	-	030739-001-30	$4.10
Falcon 7-pin[2]	-	030739-003-30	-	$4.10
Corbin Russwin 8000 and Sargent 6300	031468-000-30	031468-002-30	031468-004-30	$10.50
Corbin Russwin 8000-7 (7-pin)	031468-001-00	031468-003-30	031468-005-30	$10.50
Medeco 32 Series and ASSA	A30988-000-00	A30988-002-00	A30988-000-00	$8.90
Schlage Full Size, including Primus	031467-000-30	031467-002-30	031467-004-30	$21.50
Yale and Medeco 31 Series, 6-pin	030917-001-30	030917-003-30	030917-005-30	$48.10

1. Assa 65611 and 65661, Corbin Russwin 2000-034 and Schlage, including Primus, all use the Falcon 6-pin tailpiece.
2. Arrow, Best, InstaKey, Kaba Peaks, Keymark, KSP and Schlage small format cores all use the Falcon configuration.

X SERIES
Grade 1 cylindrical lock

MA SERIES
T SERIES
X SERIES
K SERIES
B SERIES
W SERIES
D100 SERIES
D200 SERIES
H2 SERIES
CYLINDERS/KEYS
PORTABLE
INDEX

How to order

To order products, attribute values should be provided in the sequence shown below. Each value should be separated by a period.

			Required for all lock orders															
					Outside design		Inside design							Options		Keying		
Line item	Quantity	Brand	Series + Function	Cylinder type (keyed functions only)	Outside knob/rose design	Outside finish	Inside knob design	Inside finish	Handing	Latch	Strike	Strike lip length	Door thickness	Box for ANSI strike	Stainless steel	Keying code	Keyway	Pack keys independently
		1	2	3	4A	4B	5A	5B	6	7	8	9	10	11A	11B	12A	12B	12C

Specifying dimensions:
Dimensions should be provided with the whole number followed by a dash and then the fraction of an inch. Example: 1-3/4.

Line Item

Quantity

1 **Brand:** Required only when specifying a product Less (LLL) any attribute.

2 **Series+Function:** Series combined with function.

3 **Cylinder type:** Specify cylinder code for keyed functions.

4A **Outside knob/rose design:** Required for all orders.

4B **Outside finish:** Required for all orders.

5A **Inside knob/rose design:** Required only if different from the outside knob design, or if specifying a product Less (LLL) any attribute.

5B **Inside finish:** Specify only if different from the outside finish, or if specifying a product Less (LLL) any attribute.

6 **Handing:** Required for select knob designs. If not specified, the order will be shipped right handed (RH).

7 **Latch:** Leave blank to receive the default latch. Specify part number if non-default latch is required or if specifying a product Less (LLL) any attribute.

8 **Strike:** Leave blank for default strike. Specify part number if non-default strike is required, or if specifying a product Less (LLL) any attribute.

9 **Strike lip length:** Leave blank for default strike lip length. Specify for non-default strike lip length or if specifying a product Less (LLL) any attribute. Specify with a LIP prefix followed by the lip length dimension. Example: LIP1-3/8.

10 **Door thickness:** Leave blank for default 1-3/4" thick doors. Specify if other than 1-3/4", or if specifying a product Less (LLL) any attribute. Specify with a DT prefix followed by the door thickness dimension. Example: DT1-3/8, DT2-1/4.

11A–11B **Options:** Specify any desired options.

12A **Keying code:** Default keying code is dictated by the selected cylinder type. Leave blank to receive the default keying code, or specify for any other keying code. If ordering a product Less (LLL) any lock attribute, keying code must be specified.

12B **Keyway:** Default way is dictated by the selected cylinder type. Leave blank to receive the default keyway, or specify to order any other keyway. If ordering a product Less (LLL) any lock attribute, keying code must be specified.

12C **Pack keys independently:** Specify only when requesting that keys be packed independently.

Contents

X Series | Overview **49**
X Series | Functions **52**
X Series | Styles **53**
X Series | Configure a product **54**
Cylinder adjustments 56
Style options 57
Latches 57
Strikes 58
Door dimensions 58
Options 59
Less components 59
Latches 60
Strikes 61
X Series | Parts **60**
Knobs 60
Roses 60
Miscellaneous parts 62
Screws 62
Screw packs 62

BAA/ARRA
Contact your local RSO or
Sales Rep. for ordering details

Product identification

X501 . P . EG . 626

- 626 — Outside finish
- EG — Outside knob style
- P — Cylinder

P	Conventional 6-pin cylinder, keyed 5
P6	Conventional 6-pin cylinder
P7	Conventional 7-pin cylinder
L	Less conventional 6-pin cylinder
L7	Less conventional 7-pin cylinder
BB6	SFIC 6-pin BEST® capping
BB7	SFIC 7-pin BEST® capping
G6	SFIC 6-pin Falcon® slide capping
G7	SFIC 7-pin Falcon® slide capping
H	Refundable Construction SFIC
BDC	Disposable Construction SFIC
B	Less SFIC

SFIC = BEST® Style

- X501 — Function
- X — Lock series

Finish codes and descriptions

BHMA code		Description
605	(US 3)	Bright Brass
606	(US 4)	Satin Brass
613	(US 10B)	Oil Rubbed Bronze
625	(US 26)	Bright Chrome
626	(US 26D)	Satin Chrome
630	(US 32D)	Satin Stainless Steel

Standard features

BHMA CERTIFIED

Certification	ANSI A156.2, Series 4000, Grade 1, UL Listed for 3-Hour fire door
Latch	1-1/8" x 2-1/4", square corner faceplate, 1" housing diameter, 1/2" throw
Strike	1-1/4" x 4-7/8", ANSI, square corner, no box
Backset	2-3/4"
Cylinder	6-pin, solid brass, keyed 5-pin, Falcon G keyway, keyed different (KD)
Door range	1-3/8" – 1-7/8" standard; extended chassis options available
Keys	Two, nickel silver cut keys per lock, Falcon G keyway

MA SERIES
T SERIES
X SERIES
K SERIES
B SERIES
W SERIES
D100 SERIES
D200 SERIES
H2 SERIES
CYLINDERS/KEYS
PORTABLE
INDEX

ANSI A156.2 Series 4000 Grade 1 key-in-knob locks

NON-KEYED LOCKS

FALCON ANSI

X101 F75

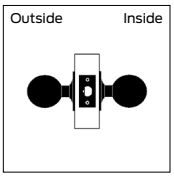

Passage/closet latchset

Latch bolt by knobs at all times.

X301 F76

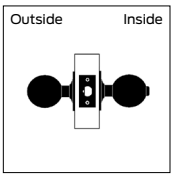

Privacy lock

Latch bolt by knobs. Outside locked by push button in inside knob. Rotating inside knob or closing door releases push button. Emergency release in outside knob. Emergency Release Tool M504-271.

NON-KEYED DUMMY

FALCON ANSI

X12

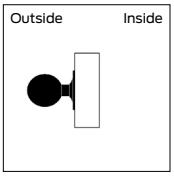

Single dummy trim

Single trim, surface-mounted.

KEYED LOCKS

FALCON ANSI

X411 F87

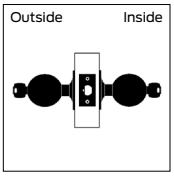

Asylum lock

Deadlocking latch bolt by key from either side. Both knobs rigid.

Caution: Double cylinder locks on residences and any door in any structure which is used for egress are a life safety hazard in times of emergency and their use is not recommended. Installation should be in accordance with existing codes only.

X501 F82

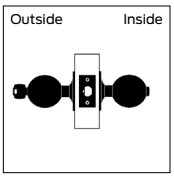

Entry lock

Push button locking. Button on inside locks outside knob until unlocked by key or by rotating inside knob.

Function note: This lock will stay locked when the door is closed. If you want your door to unlock when it closes, please purchase the 571 function.

KEYED LOCKS

FALCON ANSI

X511 F109

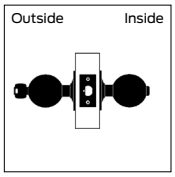

Entry/office lock

Turn/push button locking. Pushing and turning button locks outside knob requiring use of key until button is manually unlocked. Push button locking. Pushing button locks outside knob until unlocked by key or by turning inside knob.

X521 F81

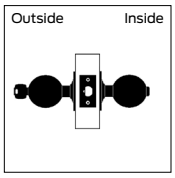

Office lock

Turn button locking. Turning button locks outside knob requiring use of key until button is manually unlocked. Inside knob always free.

X561 F84

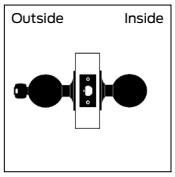

Classroom lock

Deadlocking latch bolt by knobs. Outside knob is locked by key in outside knob. Inside knob is always free.

X571 F90

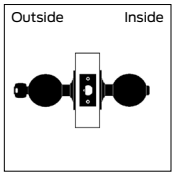

Dormitory lock

Deadlocking latch bolt by knobs except when locked by push button in inside knob. Key in outside knob locks or unlocks outside knob and releases button. Closing door releases push button. Inside knob always free.

Function note: This lock will unlock when the door is closed. If you want your door to remain locked when it closes, please purchase the 501 function.

X581 F86

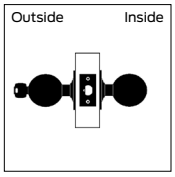

Storeroom lock

Deadlocking latch bolt by inside knob or key outside. Outside knob rigid.

KNOB/ROSE DESIGNS

ELITE-GALA

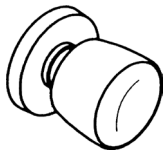

EG Elite-Gala
6EG Elite-Gala Abrasive
8EG Elite-Gala Knurled

HANA-GALA

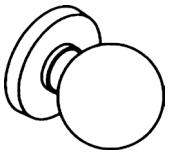

HG Hana-Gala
6HG Hana-Gala Abrasive
8HG Hana-Gala Knurled

TROY-GALA



TG Troy-Gala
6TG Troy-Gala Abrasive
8TG Troy-Gala Knurled

ELITE-YORK



EY Elite-York
6EY Elite-York Abrasive
8EY Elite-York Knurled

HANA-YORK

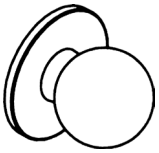

HY Hana-York
6HY Hana-York Abrasive
8HY Hana-York Knurled

TROY-YORK



TY Troy-York
6TY Troy-York Abrasive
8TY Troy-York Knurled

FINISH AVAILABILITY	Bright Brass (605)	Satin Brass (606)	Oil Rubbed Bronze (613)	Satin Nickel (619)	Matte Black (622)	Bright Chrome (625)	Satin Chrome (626)	Bright Stainless Steel (629)	Satin Stainless Steel (630)	Aged Bronze (643e)
KNOBS										
Elite	605	606	613	-	-	625	626	-	-	-
Hana	605	606	613	-	-	625	626	-	-	-
Troy	605	606	613	-	-	625	626	-	630	-
CYLINDER FINISHES										
COMPLETE LOCK FINISH	**605**	**606**	**613**	**619**	**622**[1]	**625**	**626**	**629**	**630**	**643E**
Coordinating conventional cylinder										
Plug component	606	606	606	626	622	626	626	-	626	522
Coordinating FSIC/SFIC cylinder										
Plug (lower) component	605	606	522	626	622	625	626	-	-	522
Core face (upper) component	605	606	522	626	622	625	626	-	-	522

1. Available in Falcon G keyway only.
2. 522 is a simulated 613 finish.

MA SERIES
T SERIES
X SERIES
K SERIES
B SERIES
W SERIES
D100 SERIES
D200 SERIES
H2 SERIES
CYLINDERS/KEYS
PORTABLE
INDEX

You can **configure and price a full range of products** using the tables and rules shown in this section.

The pricing of locks in this section includes the P cylinder in an open keyway (where applicable), default latch, strike, and a 1-3/4" thick door. Additional modifications are available using the rules and price adjustments on the subsequent pages.

How to order:

- All applicable product attributes must be provided in the order shown below
- Each value must separated by a period
- If requesting a product "Less (LLL)" any attribute, the entire detailed ACN must be provided
- Fractions will be written with the "/" symbol separating the numerator and the denominator (example 1/2)
- For dimensions that contain a whole number and a fraction, a hyphen "-" will be added after the whole number and before the fraction (example 2-1/2)
- For two dimensions represented together, such as length and width, the values would be separated by an "x" with no spaces
- Finishes should be listed using their BHMA finish as shown in this book

	Required for all lock orders															
			Outside design		Inside design							Options		Keying		
Brand	Series + Function	Cylinder type (keyed functions only)	Outside knob/rose design	Outside finish	Inside knob/rose design	Inside finish	Handing	Latch	Strike	Door thickness	Strike lip length	Box for ANSI strike	Stainless steel	Keying code	Keyway	Pack keys independently
1	2	3	4A	4B	5A	5B	6	7	8	10	9	11A	11B	12A	12B	12C

If ordering a product "Less (LLL)" any attribute, values for each attribute must be provided.

Only required if specifying different than outside style

Only required when deviating from the product's default. Specify only the deviated attribute(s).

Only required when deviating from the product's default. Specify only the deviated attribute(s).

EXAMPLE:

Inside knob/rose design different than outside

X501	. P	. 6EG	. 626	. EG	. RH
2	3	4A	4B	5A	6

COMPLETE LOCKS			KNOB STYLES		
Split finishes and designs will be priced at the highest list price of the design and/or finish. Keyed function pricing based on cylinder with open Falcon G keyway. See next page for additional cylinder and keyway options. ✋ Denotes a product that requires handing to be specified.			EG EY HG HY TG TY	EG EY HG HY TG TY	TG TY
			FINISHES		
SERIES + FUNCTION	CYL	DESCRIPTION	626	605, 606, 613, 625	630
NON-KEYED FUNCTIONS					
X101		Passage/closet latchset	$920.00	$932.00	$932.00
X301		Privacy lock	$1,132.00	$1,144.00	$1,144.00
NON-KEYED DUMMY FUNCTIONS					
X12		Single dummy trim	$409.00	$415.00	$415.00
KEYED, SINGLE CYLINDER FUNCTIONS					
X501 ✋	P	Entry lock	$1,280.00	$1,292.00	$1,292.00
X511 ✋	P	Entry/office lock	$1,280.00	$1,292.00	$1,292.00
X521 ✋	P	Office lock	$1,280.00	$1,292.00	$1,292.00
X561 ✋	P	Classroom lock	$1,280.00	$1,292.00	$1,292.00
X571 ✋	P	Dormitory lock	$1,280.00	$1,292.00	$1,292.00
X581 ✋	P	Storeroom lock	$1,280.00	$1,292.00	$1,292.00
KEYED, DOUBLE CYLINDER FUNCTIONS					
X411 ✋	P	Asylum lock	$1,480.00	$1,492.00	$1,492.00

Caution: Double cylinder locks on residences and any door in any structure which is used for egress are a life safety hazard in times of emergency and their use is not recommended. Installation should be in accordance with existing codes only.

MA SERIES
T SERIES
X SERIES
K SERIES
B SERIES
W SERIES
D100 SERIES
D200 SERIES
H2 SERIES
CYLINDERS/KEYS
PORTABLE
INDEX

COMPLETE LOCKS

CYLINDER ADJUSTMENTS

Keyed locks on the previous page are priced including the P cylinder with open Falcon G keyway. Provided below are pricing adjustments based on other available cylinder types.

For complete details on cylinders, tailpieces, keying and keys, including cylinders sold separate, see the Cylinders and Keys sections.

CYLINDER ADJUSTMENTS					
Description	**Specify**	**Single cylinder function Price adjustment**		**Double cylinder function Price adjustment**	
		Open	**Restricted**	**Open**	**Restricted**
Conventional 6-pin cylinder, keyed 5	P	$0.00	$15.20	$0.00	$30.40
Conventional 6-pin cylinder	P6	$0.00	$15.20	$0.00	$30.40
Conventional 7-pin cylinder	P7	$16.30	$31.50	$32.60	$63.00
Less conventional 6-pin cylinder	L	-$76.00		-$152.00	
Conventional 6-pin competitor keyway cylinder	P6	$8.20		$8.20	
SFIC 6-pin BEST® capping (not available with Hana knob)	BB6	$60.00	$75.20	$120.00	$150.40
SFIC 7-pin BEST® capping (not available with Hana knob)	BB7	$60.00	$75.20	$120.00	$150.40
SFIC 6-pin Falcon® slide capping (not available with Hana knob)	G6	$60.00	$75.20	$120.00	$150.40
SFIC 7-pin Falcon® slide capping (not available with Hana knob)	G7	$60.00	$75.20	$120.00	$150.40
Refundable Construction SFIC (not available with Hana knob)	H	$60.00	N/A	$120.00	N/A
Disposable Construction SFIC (not available with Hana knob)	BDC	$0.00	N/A	$0.00	N/A
Less SFIC (not available with Hana knob)	B	$0.00		$0.00	

COMPLETE LOCKS STYLE OPTIONS

Specify on order only if requesting an option other than the default.

- Abrasive not available in 613 finish.
- Outside knobs only. Not available in 630 finish.

	ABRASIVE				KNURLED			
	Specify	Price adj. (per knob)	Specify	Price adj. (per knob)	Specify	Price adj. (per knob)	Specify	Price adj. (per knob)
TACTILE WARNING	**ROSE TRIM (GALA)**		**ROSE TRIM (YORK)**		**ROSE TRIM (GALA)**		**ROSE TRIM (YORK)**	
Elite tactile knob	6EG	$154.00	6EY	$154.00	8EG	$279.00	8EY	$279.00
Hana tactile knob	6HG	$154.00	6HY	$154.00	8HG	$279.00	8HY	$279.00
Troy tactile knob	6TG	$154.00	6TY	$154.00	8TG	$279.00	8TY	$279.00

COMPLETE LOCKS LATCHES

Square corner 3/4" proj.	Square corner 9/16" proj.	9/16" Radius corner 9/16" proj.
	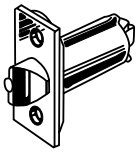	

LATCHES
This lock has a stainless steel chassis option.

Default	Description	Backset	Specify	Price adjustment
▪	Square corner, 1-1/8" x 2-1/4" standard	2-3/4"	98535	$0.00
	9/16" Radius corner, 1-1/8" x 2-1/4"	2-3/4"	98538	$0.00
	Square corner, 1-1/8" x 2-1/4" x 3/4" projection (deadlatch only)	2-3/4"	98835S	$377.00
	9/16" Radius corner x 3/4" projection, 1-1/8" x 2-1/4" (deadlatch only)	2-3/4"	98838S	$377.00
	Square corner, 1" x 2-1/4"	2-3/4"	92330	$35.40
	1/4" Radius round corner, 1" x 2-1/4"	2-3/4"	92331	$35.40
	Square corner, 1" x 2-1/4" (1" faceplate standard)	2-3/8"	92320	$35.40
	1/4" Radius round corner, 1" x 2-1/4" (1" faceplate standard)	2-3/8"	92321	$35.40

MA SERIES
T SERIES
X SERIES
K SERIES
B SERIES
W SERIES
D100 SERIES
D200 SERIES
H2 SERIES
CYLINDERS/KEYS
PORTABLE
INDEX

COMPLETE LOCKS

STRIKES

Specify on order only if requesting an option other than the default.

5164	01-049	01-048	5185	5185-4
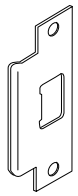	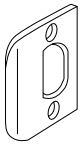	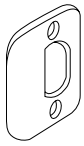	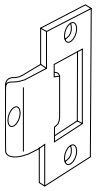	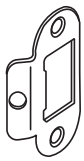

STRIKES WITH LOCKS

Default	Description	Lip length	Specify	Price adjustment
▪	ANSI, 1-1/4" x 4-7/8" standard	1-3/16"	5164	$0.00
	Square corner, full lip 1-5/8" x 2-1/4"	1"	01-049	$0.00
	1/4" Radius round corner, full lip 1-5/8" x 2-1/4"	1"	01-048	$0.00
	Square corner, T-strike, 1-1/8" x 2-3/4"	1-5/16"	5185	$0.00
	Vermin proof strike for ships, 9/16" radius	-	5133-4	$221.00
	2-3/4" high T-strike, ANSI A115.3	1"	5183	$0.00
	2-3/4" high T-strike, ANSI A115.3	1"	5183-4	$0.00
	2-3/4" high T-strike, ANSI A115.3	1-9/16"	5186	$0.00
	2-3/4" high T-strike, ANSI A115.3	1-13/16"	5187	$0.00
	2-3/4" high T-strike, ANSI A115.3	2-1/16"	5188	$0.00
	2-3/4" high T-strike, ANSI A115.3	2-5/16"	5189	$0.00
	ANSI, 1-1/4" x 4-7/8"	7/8"	5161	$0.00

COMPLETE LOCKS

DOOR DIMENSIONS

DOOR THICKNESS AND EXTENDED

- Specify door thickness and extended on order only if different than 1-3/4" thick door
- Door thickness should be specified to the nearest 1/8"
- If extended option is not specified, order will be shipped Extended Equal (EE)

NON-STANDARD DOOR THICKNESS OPTIONS
Specify door thickness in to the nearest 1/8" increment.

Door thickness	Specify Door thickness	Price adjustment
Over 2" – 2-1/4"	DT[Door thickness]	$31.40

COMPLETE LOCKS OPTIONS

BOX FOR ANSI STRIKE		
Description	**Specify**	**Price adjustment**
ANSI Dust box 1" deep, steel	005099-000-30	$0.00
ANSI Dust box 1" deep, stainless steel	005099-000-60	$0.00
Dust box, 1/2" deep, stainless steel	012191-000-60	$0.00
Dust box, 1/2" deep, use with 2-3/4" strike	012191-003-70	$0.00
STAINLESS STEEL / CORROSION-RESISTANT CHASSIS		
Description	**Specify**	**Price adjustment**
Stainless steel/non-ferrous mechanism, specify SS after the function code. When ordering SS you will get the A98538 OSD deadlatch standard.	SS	$486.00

Note: 005099-000-30 ANSI Dust Box is available for strikes 5164 and 5161.

COMPLETE LOCKS LESS COMPONENTS

Deductions are applied to complete lock prices. When requesting a product "Less (LLL)" any attribute, the entire detailed ACN must be provided.

LOCKS LESS COMPONENTS		
Description	**Specify**	**Price adjustment**
Less each knob	LLL for knob design	-$25.00
Less latch	LLL for latch	-$108.00
Less strike	LLL for strike	-$25.10

MA SERIES
T SERIES
X SERIES
K SERIES
B SERIES
W SERIES
D100 SERIES
D200 SERIES
H2 SERIES
CYLINDERS/KEYS
PORTABLE
INDEX

PARTS

KNOBS			Available finishes							
			605	606	613	619	622	625	626	630
			▪	▪	▪	N/A	N/A	▪	▪	▪
Description	**Specify for sold separate**		**Price**							
	Part number	**Finish**	**626**				**605, 606, 613, 625, 630**			
Knob, Troy - Closed	022258-007	.[Finish]	$153.00				$156.00			
Knob, Troy - Emergency	022258-008	.[Finish]	$153.00				$156.00			
Knob, Troy - SFIC	022258-009	.[Finish]	$153.00				$156.00			
Knob, Troy - Button/cylinder	022290-007	.[Finish]	$153.00				$156.00			
Knob, Hana - Closed[1]	022950-007	.[Finish]	$145.00				$148.00			
Knob, Hana - Emergency[1]	022950-008	.[Finish]	$145.00				$148.00			
Knob, Hana - Button/cylinder[1]	022953-007	.[Finish]	$145.00				$148.00			
Knob, Elite - Closed[1]	022980-007	.[Finish]	$131.00				$134.00			
Knob, Elite - Emergency[1]	022980-008	.[Finish]	$131.00				$134.00			
Knob, Elite - SFIC[1]	022980-009	.[Finish]	$131.00				$134.00			
Knob, Elite - Button/cylinder[1]	022981-007	.[Finish]	$131.00				$134.00			

[1] Not available in 630 finish.

ROSES			Available finishes							
			605	606	613	619	622	625	626	630
			▪	▪	▪	N/A	N/A	▪	▪	▪
Description	**Specify for sold separate**		**Price**							
	Part number	**Finish**	**626**				**605, 606, 613, 625, 630**			
Rose, Gala	022920-000	.[Finish]	$66.80				$69.80			
Rose, York	024030-000	.[Finish]	$66.80				$69.80			

LATCHES											
				Available finishes									
				605	606	609	613	619	622	625	626	630	643e
				▪	▪	N/A	▪	N/A	N/A	▪	▪	▪	N/A
SPRING LATCH													
Default	**Faceplate description**	**Backset**	**Housing diameter**	**Specify for sold separate**								**Price**	
				Part number			**Finish**						
▪	1-1/8" Spring latch[1]	2-3/4"	1"	A98535-000			.[Finish]					$120.00	
	1-1/8" Spring latch - 9/16" radius[1]	2-3/4"	1"	A98538-000			.[Finish]					$120.00	
	1" Spring latch	2-3/4"	1"	A92330-000			.[Finish]					$120.00	
	1" Spring latch	2-3/8"	1"	A92320-000			.[Finish]					$120.00	
	1" Spring latch - 1/4" radius	2-3/4"	1"	A92331-000			.[Finish]					$120.00	
	1" Spring latch - 1/4" radius	2-3/8"	1"	A92321-000			.[Finish]					$120.00	

[1] Marine non-ferrous mechanism latches can be ordered by adding "OSD" for Deadlatch or "OOS" for Spring latch. These latches conform to the standards set forth within ANSI/BHMA 156.2, 156.5, and 156.15 and are suitable for marine applications. Marine latches have a $42.40 add to List price.

PARTS

LATCHES				Available finishes									
				605	606	609	613	619	622	625	626	630	643e
				▪	▪	N/A	▪	N/A	N/A	▪	▪	▪	N/A
DEADLATCH													
Default	**Faceplate description**	**Backset**	**Housing diameter**	**Specify for sold separate**								**Price**	
				Part number				**Finish**					
▪	1-1/8" Deadlatch[1]	2-3/4"	1"	A98535-00D				.[Finish]				$120.00	
	1-1/8" Deadlatch - 9/16" radius[1]	2-3/4"	1"	A98538-00D				.[Finish]				$120.00	
	1-1/8" Deadlatch - 3/4" projection[1]	2-3/4"	1"	A98835-0SD				.[Finish]				$432.00	
	1-1/8" Deadlatch - 9/16" radius x 3/4" proj.[1]	2-3/4"	1"	A98838-0SD				.[Finish]				$432.00	
	1" Deadlatch	2-3/4"	1"	A92330-00D				.[Finish]				$120.00	
	1" Deadlatch	2-3/8"	1"	A92320-00D				.[Finish]				$120.00	
	1" Deadlatch - 1/4" radius	2-3/4"	1"	A92331-00D				.[Finish]				$120.00	
	1" Deadlatch - 1/4" radius	2-3/8"	1"	A92321-00D				.[Finish]				$120.00	
	5" Backset link for 2-3/4" backset latch	-	-	A22161-005-00				-				$194.00	

[1] Marine non-ferrous mechanism latches can be ordered by adding "OSD" for Deadlatch or "OOS" for Spring latch. These latches conform to the standards set forth within ANSI/BHMA 156.2, 156.5, and 156.15 and are suitable for marine applications. Marine latches have a $42.40 add to List price.

STRIKES			Available finishes									
			605	606	609	613	619	622	625	626	630	643e
			▪	▪	N/A	▪	N/A	N/A	▪	▪	▪	N/A
Default	**Description**	**Lip length**	**Specify for sold separate**								**Price**	
			Part number				**Finish**					
▪	ANSI, 1-1/4" x 4-7/8" standard	1-3/16"	005164-000				.[Finish]				$19.00	
	1/4" Radius round corner, full lip 1-5/8" x 2-1/4"	1"	Q001-048				.[Finish]				$5.90	
	Square corner, full lip 1-5/8" x 2-1/4"	1"	Q001-049				.[Finish]				$5.90	
	Square corner, T-strike, 1-1/8" x 2-3/4"	1-1/8"	A05185-000				.[Finish]				$5.90	
	2-3/4" high T-strike, ANSI A115.3	9/16"	A05185-004				.[Finish]				$40.00	
	2-3/4" high T-strike, ANSI A115.3	1"	A05183-000				.[Finish]				$54.70	
	2-3/4" high T-strike, ANSI A115.3	1-9/16"	A05183-004				.[Finish]				$92.00	
	2-3/4" high T-strike, ANSI A115.3	1-9/16"	A05186-000				.[Finish]				$92.00	
	2-3/4" high T-strike, ANSI A115.3	1-13/16"	A05187-000				.[Finish]				$102.00	
	2-3/4" high T-strike, ANSI A115.3	2-1/16"	A05188-000				.[Finish]				$102.00	
	2-3/4" high T-strike, ANSI A115.3	2-5/16"	A05189-000				.[Finish]				$102.00	
	Vermin proof strike for ships, 9/16" radius	2-5/16"	A05133-004-630				.[Finish]				$141.00	
	ANSI dust box 1" deep, steel	-	005099-000-30				.[Finish]				$14.20	
	ANSI dust box 1" deep, stainless steel	-	005099-000-60				.[Finish]				$151.00	
	Dust box, 1/2" deep, stainless steel	-	012191-000-60				.[Finish]				$19.00	
	Dust box, 1/2" deep, use with 2-3/4" strike	-	012191-003-70				.[Finish]				$11.60	
	ANSI 1-1/4" x 4-7/8"	7/8"	005161-000				.[Finish]				$32.70	

MA SERIES
T SERIES
X SERIES
K SERIES
B SERIES
W SERIES
D100 SERIES
D200 SERIES
H2 SERIES
CYLINDERS/KEYS
PORTABLE
INDEX

PARTS

MISCELLANEOUS PARTS	Available finishes									
	605	606	609	613	619	622	625	626	630	643e
	N/A	▪	N/A	▪	N/A	N/A	N/A	▪	▪	N/A

Description	Specify		Price
	Part number	Finish	
Push button cap (X301/X501/X571)	012138-000	.[Finish]	$5.30
Turn button cap (X511/X521)	012137-000	.[Finish]	$5.30
Button mount for Elite & Troy knobs (X501/X521/X301/X511)	012136-000	.[Finish]	$27.40
Button mount for Elite & Troy knobs (X571)	012236-000	.[Finish]	$27.40
Button mount for Hana knobs (X501/X521/X301/X511)	012966-000	.[Finish]	$27.40
Button mount for Hana knobs (X571)	012967-000	.[Finish]	$27.40
X Lock spanner wrench	012172-000-30	-	$4.80

SCREWS	Available finishes									
	605	606	609	613	619	622	625	626	630	643e
	N/A	▪	N/A	▪	N/A	N/A	N/A	▪	▪	N/A

Description	Size	Specify		Price
		Part number	Finish	
Latch and strike screws	8-32 x 3/4" combo	024416-012	.[Finish]	$0.50
ANSI strike screws	12-24 x 1" combo	021164-016	.[Finish]	$0.80

SCREW PACKS	Available finishes									
	605	606	609	613	619	622	625	626	630	643e
	▪	N/A	N/A	▪	N/A	N/A	N/A	▪	N/A	N/A

Description	Contents	Specify		Price
		Part number	Finish	
Screw pack	024416-012 (2 ea)	A03519-000	.[Finish]	$6.40

K SERIES

Grade 1 cylindrical lever lock

FALCON®

How to order

To order products, attribute values should be provided in the sequence shown below. Each value should be separated by a period.

			Required for all lock orders												
					Outside design		Inside design						Keying		
Line item	Quantity	Brand	Series + Function	Cylinder type (keyed functions only)	Outside lever design	Outside finish	Inside lever design	Inside finish	Latch	Strike	Strike lip length	Door thickness	Keying code	Keyway	Pack keys independently
		1	2	3	4A	4B	5A	5B	6	7	8	9	10A	10B	10C

Specifying dimensions:
Dimensions should be provided with the whole number followed by a dash and then the fraction of an inch. Example: 1-3/4.

Line Item

Quantity

1 **Brand:** Required only when specifying a product Less (LLL) any attribute.

2 **Series+Function:** Series combined with function.

3 **Cylinder type:** Specify cylinder code for keyed functions.

4A **Outside lever design:** Required for all orders.

4B **Outside finish:** Required for all orders.

5A **Inside lever design:** Required only if different from the outside lever design, or if specifying a product Less (LLL) any attribute.

5B **Inside finish:** Specify only if different from the outside finish, or if specifying a product Less (LLL) any attribute.

6 **Latch:** Leave blank to receive the default latch. Specify part number if non-default latch is required or if specifying a product Less (LLL) any attribute.

7 **Strike:** Leave blank for default strike. Specify part number if non-default strike is required, or if specifying a product Less (LLL) any attribute.

8 **Strike lip length:** Leave blank for default strike lip length. Specify for non-default strike lip length or if specifying a product Less (LLL) any attribute. Specify with a LIP prefix followed by the lip length dimension. Example: LIP1-3/8.

9 **Door thickness:** Leave blank for default 1-3/4" thick doors. Specify if other than 1-3/4", or if specifying a product Less (LLL) any attribute. Specify with a DT prefix followed by the door thickness dimension. Example: DT1-3/8, DT2-1/4.

10A **Keying code:** Default keying code is dictated by the selected cylinder type. Leave blank to receive the default keying code, or specify for any other keying code. If ordering a product Less (LLL) any lock attribute, keying code must be specified.

10B **Keyway:** Default way is dictated by the selected cylinder type. Leave blank to receive the default keyway, or specify to order any other keyway. If ordering a product Less (LLL) any lock attribute, keying code must be specified.

10C **Pack keys independently:** Specify only when requesting that keys be packed independently.

Contents

K Series | Overview **63**
K Series | Functions **66**
K Series | Styles **67**
K Series | Configure a product **68**
Cylinder adjustments 70
Latches 71
Strikes 72
Less components 72
K Series | Parts **73**
Latches 73
Strikes 73
Miscellaneous parts 74
Screw packs 74

BAA/ARRA
Contact your local RSO or
Sales Rep. for ordering details

Product identification

K501 . P . AVA . 626

- 626 — Outside finish
- AVA — Outside lever style
- P — Cylinder

P	Conventional 6-pin cylinder, keyed 5
P6	Conventional 6-pin cylinder
L	Less conventional 6-pin cylinder
BB6	SFIC 6-pin BEST® capping
BB7	SFIC 7-pin BEST® capping
G6	SFIC 6-pin Falcon® slide capping
G7	SFIC 7-pin Falcon® slide capping
H	Refundable Construction SFIC
BDC	Disposable Construction SFIC
B	Less SFIC

SFIC = BEST® Style

- K501 — Function
- K501 — Lock series

Finish codes and descriptions

BHMA code		Description
613	(US 10B)	Oil Rubbed Bronze
626	(US 26D)	Satin Chrome

Standard features

Certification	ANSI A156.2, Series 4000, Grade 1, UL Listed for 3-Hour fire door
Latch	1-1/8" x 2-1/4", square corner faceplate, 1" housing diameter, 1/2" throw
Strike	1-1/4" x 4-7/8", ANSI, square curved lip corner, no box
Backset	2-3/4"
Cylinder	6-pin, Solid brass, keyed 5-pin, Falcon G keyway, keyed different (KD)
Door range	1-3/8" – 2-1/4" standard, come set for a 1-3/4" thick door standard
Keys	Two, nickel silver cut keys per lock, Falcon G keyway

MA SERIES
T SERIES
X SERIES
K SERIES
B SERIES
W SERIES
D100 SERIES
D200 SERIES
H2 SERIES
CYLINDERS/KEYS
PORTABLE
INDEX

ANSI A156.2, Series 4000 Grade 1 key-in-lever locks

NON-KEYED LOCKS

FALCON ANSI

K101 F75

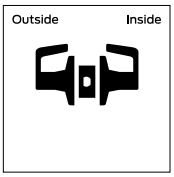

Passage latchset

Latch bolt by levers at all times.

K301 F76

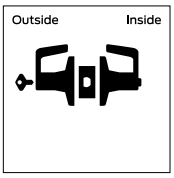

Privacy lock

Latch bolt by levers. Outside lever is locked by push button in inside lever. Rotating inside lever or closing door release push button and frees outside lever. Inside lever is always free. Emergency release in outside lever unlocks door.

NON-KEYED DUMMY

FALCON ANSI

K12

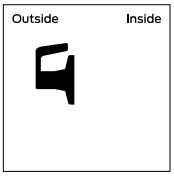

Dummy trim

Single trim, surface-mounted rigid lever.

KEYED LOCKS

FALCON ANSI

K501 F82

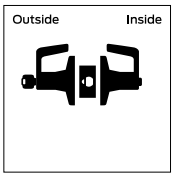

Entry lock

Push Button Locking. Button on the inside locks outside lever until unlocked by key or by rotating inside lever. Inside lever always free. Deadlocking latch bolt.

Function note: This lock will stay locked when the door is closed. If you want your door to unlock when it closes, please purchase the 571 function.

K511 F109

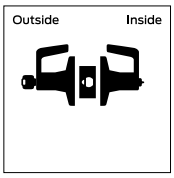

Entry/office lock

Deadlocking latch bolt by levers. Turn/push button locking. Pushing and turning button locks outside lever, requiring use of a key for unlocking the door until button is manually unlocked. Pushing button locks outside lever until unlocked by key or by rotating inside lever. Inside lever is always free.

K561 F84

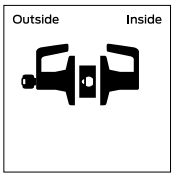

Classroom lock

Deadlocking latch bolt by levers. Outside lever is locked by key in outside lever. Inside lever is always free.

K571 F90

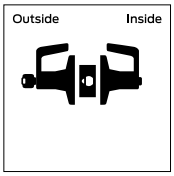

Corridor lock

Deadlocking latch bolt. Push Button Locking. Button on the inside locks outside lever until unlocked by key or by rotating inside lever. Closing the door releases button. Inside lever always free. Key will lock and unlock from the outside.

Function note: This lock will unlock when the door is closed. If you want your door to remain locked when it closes, please purchase the 501 function.

K581 F86

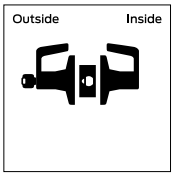

Storeroom lock

Deadlocking latch bolt by lever inside or key outside. Outside lever is always locked. Inside lever is always free.

LEVER DESIGNS

AVALON (AVA)

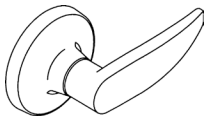

DANE (DAN)

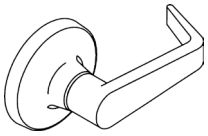

QUANTUM (QUA)

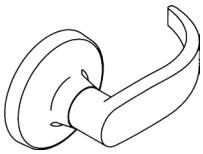

FINISH AVAILABILITY		Bright Brass (605)	Satin Brass (606)	Oil Rubbed Bronze (613)	Satin Nickel (619)	Matte Black (622)	Bright Chrome (625)	Satin Chrome (626)	Bright Stainless Steel (629)	Satin Stainless Steel (630)	Aged Bronze (643e)
LEVERS											
Avalon	AVA	-	-	613	-	-	-	626	-	-	-
Dane	DAN	-	-	613	-	-	-	626	-	-	-
Quantum	QUA	-	-	613	-	-	-	626	-	-	-
CYLINDER FINISHES											
COMPLETE LOCK FINISH		**605**	**606**	**613**	**619**	**622**[1]	**625**	**626**	**629**	**630**	**643E**
Coordinating conventional cylinder											
Plug component		606	606	606	626	622	626	626	-	626	522
Coordinating FSIC/SFIC cylinder											
Plug (lower) component		605	606	522	626	622	625	626	-	-	522
Core face (upper) component		605	606	522	626	622	625	626	-	-	522

1. Available in Falcon G keyway only.
2. 522 is a simulated 613 finish.

MA SERIES
T SERIES
X SERIES
K SERIES
B SERIES
W SERIES
D100 SERIES
D200 SERIES
H2 SERIES
CYLINDERS/KEYS
PORTABLE
INDEX

You can **configure and price a full range of products** using the tables and rules shown in this section.

The pricing of locks in this section includes the P cylinder in an open keyway (where applicable), default latch, strike, and a 1-3/4" thick door. Additional modifications are available using the rules and price adjustments on the subsequent pages.

How to order:

- All applicable product attributes must be provided in the order shown below
- Each value must separated by a period
- If requesting a product "Less (LLL)" any attribute, the entire detailed ACN must be provided
- Fractions will be written with the "/" symbol separating the numerator and the denominator (example 1/2)
- For dimensions that contain a whole number and a fraction, a hyphen "-" will be added after the whole number and before the fraction (example 2-1/2)
- For two dimensions represented together, such as length and width, the values would be separated by an "x" with no spaces
- Finishes should be listed using their BHMA finish as shown in this book

	Required for all lock orders												
			Outside design		Inside design						Keying		
Brand	Series + Function	Cylinder type (keyed functions only)	Outside lever design	Outside finish	Inside lever design	Inside finish	Latch	Strike	Strike lip length	Door thickness	Keying code	Keyway	Pack keys independently
1	2	3	4A	4B	5A	5B	6	7	8	9	10A	10B	10C

If ordering a product "Less (LLL)" any attribute, values for each attribute must be provided.

Only required if specifying different than outside style

Only required when deviating from the product's default. Specify only the deviated attribute(s).

Only required when deviating from the product's default. Specify only the deviated attribute(s).

EXAMPLE:

Inside lever design different than outside

K501	. P	. AVA	. 626	. DAN
2	3	4A	4B	5A

COMPLETE LOCKS			LEVER STYLES	
Split finishes and designs will be priced at the highest list price of the design and/or finish. Keyed function pricing based on cylinder with open Falcon G keyway. See next page for additional cylinder and keyway options.			AVA DAN QUA	
			FINISHES	
SERIES + FUNCTION	CYL	DESCRIPTION	626	613
NON-KEYED FUNCTIONS				
K101		Passage latchset	$307.00	$319.00
K301		Privacy lock	$344.00	$356.00
NON-KEYED DUMMY FUNCTIONS				
K12		Dummy trim	$159.00	$165.00
KEYED, SINGLE CYLINDER FUNCTIONS				
K501	P	Entry lock	$375.00	$387.00
K511	P	Entry/office lock	$375.00	$387.00
K561	P	Classroom lock	$375.00	$387.00
K571	P	Corridor lock	$375.00	$387.00
K581	P	Storeroom lock	$375.00	$387.00

MA SERIES
T SERIES
X SERIES
K SERIES
B SERIES
W SERIES
D100 SERIES
D200 SERIES
H2 SERIES
CYLINDERS/KEYS
PORTABLE
INDEX

COMPLETE LOCKS

CYLINDER ADJUSTMENTS

Keyed locks on the previous page are priced including the P cylinder with open Falcon G keyway. Provided below are pricing adjustments based on other available cylinder types.

For complete details on cylinders, tailpieces, keying and keys, including cylinders sold separate, see the Cylinders and Keys sections.

CYLINDER ADJUSTMENTS					
Description	**Specify**	**Single cylinder function Price adjustment**		**Double cylinder function Price adjustment**	
		Open	**Restricted**	**Open**	**Restricted**
Conventional 6-pin cylinder, keyed 5	P	$0.00	$15.20	N/A	N/A
Conventional 6-pin cylinder	P6	$0.00	$15.20	N/A	N/A
Less conventional 6-pin cylinder	L	-$76.00		N/A	
SFIC 6-pin BEST® capping	BB6	$60.00	$75.20	N/A	N/A
SFIC 7-pin BEST® capping	BB7	$60.00	$75.20	N/A	N/A
SFIC 6-pin Falcon® slide capping	G6	$60.00	$75.20	N/A	N/A
SFIC 7-pin Falcon® slide capping	G7	$60.00	$75.20	N/A	N/A
Refundable Construction SFIC	H	$60.00	N/A	N/A	N/A
Disposable Construction SFIC	BDC	$0.00	N/A	N/A	N/A
Less SFIC	B	$0.00		N/A	

COMPLETE LOCKS

LATCHES

Specify on order only if requesting an option other than the default.

SPRING LATCH	DEADLATCH
1/2" projection 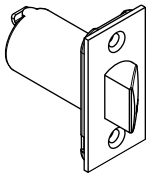	1/2" projection 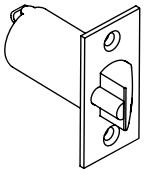

LATCHES						
SPRING LATCH						
Default	**Faceplate description**	**Backset**	**Function(s)**		**Specify**	**Price adjustment**
▪	Square corner, 1-1/8" x 2-1/4"	2-3/4"	101	Non-restoring	30-266	$0.00
	Square corner, 1-1/8" x 2-1/4"	2-3/8"	101	Non-restoring	30-267	$0.00
	Radius corner, 1-1/8" x 2-1/4"	2-3/4"	101	Non-restoring	30-268	$0.00
	Radius corner, 1-1/8" x 2-1/4"	2-3/8"	101	Non-restoring	30-269	$0.00
▪	Square corner, 1-1/8" x 2-1/4"	2-3/4"	301	Restoring	30-270	$0.00
	Square corner, 1-1/8" x 2-1/4"	2-3/8"	301	Restoring	30-271	$0.00
	Radius corner, 1-1/8" x 2-1/4"	2-3/4"	301	Restoring	30-272	$0.00
	Radius corner, 1-1/8" x 2-1/4"	2-3/8"	301	Restoring	30-273	$0.00
DEADLATCH						
Default	**Faceplate description**	**Backset**	**Function(s)**		**Specify**	**Price adjustment**
▪	Square corner, 1-1/8" x 2-1/4"	2-3/4"	501, 511, 561, 581	Non-restoring	30-302	$0.00
	Square corner, 1-1/8" x 2-1/4"	2-3/8"	501, 511, 561, 581	Non-restoring	30-301	$0.00
	Radius corner, 1-1/8" x 2-1/4"	2-3/4"	501, 511, 561, 581	Non-restoring	30-274	$0.00
	Radius corner, 1-1/8" x 2-1/4"	2-3/8"	501, 511, 561, 581	Non-restoring	30-275	$0.00
▪	Square corner, 1-1/8" x 2-1/4"	2-3/4"	571	Restoring	30-385	$0.00
	Square corner, 1-1/8" x 2-1/4"	2-3/8"	571	Restoring	30-386	$0.00
	Radius corner, 1-1/8" x 2-1/4"	2-3/4"	571	Restoring	30-387	$0.00
	Radius corner, 1-1/8" x 2-1/4"	2-3/8"	571	Restoring	30-388	$0.00

MA SERIES
T SERIES
X SERIES
K SERIES
B SERIES
W SERIES
D100 SERIES
D200 SERIES
H2 SERIES
CYLINDERS/KEYS
PORTABLE
INDEX

COMPLETE LOCKS STRIKES

Locks furnished with a 1-1/4" x 4-7/8" ANSI Strike unless otherwise specified.

30-148	30-149	30-150	30-151
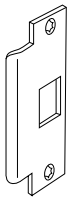	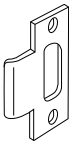	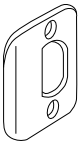	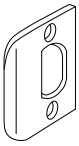

STRIKES WITH LOCKS				
Default	**Description**	**Lip length**	**Specify**	**Price adjustment**
▪	ANSI, 1-1/4" x 4-7/8" standard	1-3/8"	30-148	$0.00
	Square corner, T-strike 1-1/8" x 2-3/4"	1-3/8"	30-149	$0.00
	Radius corner, full lip strike 1-5/8" x 2-1/4"	1"	30-150	$0.00
	Square corner, full lip strike 1-5/8" x 2-1/4"	1"	30-151	$0.00

COMPLETE LOCKS LESS COMPONENTS

Deductions are applied to complete lock prices. When requesting a product “Less (LLL)” any attribute, the entire detailed ACN must be provided.

LOCKS LESS COMPONENTS		
Description	**Specify**	**Price adjustment**
Less latch	LLL for latch	-$22.60
Less strike	LLL for strike	-$7.60

PARTS

LATCHES All latches for K Series locks are UL listed and have a 1/2" bolt projection. They conform to both beveled and non-beveled doors.	Available finishes									
	605	606	609	613	619	622	625	626	630	643e
	N/A	N/A	N/A	▪	N/A	N/A	N/A	▪	N/A	N/A

SPRING LATCH

Default	Faceplate description	Backset	Function(s)		Specify as sold separate		Price
					Part number	Finish	
▪	Square corner, 1-1/8" x 2-1/4"	2-3/4"	101	Non-restoring	Q630-266	.[Finish]	$76.10
	Square corner, 1-1/8" x 2-1/4"	2-3/8"	101	Non-restoring	Q630-267	.[Finish]	$76.10
	Radius corner, 1-1/8" x 2-1/4"	2-3/4"	101	Non-restoring	Q630-268	.[Finish]	$76.10
	Radius corner, 1-1/8" x 2-1/4"	2-3/8"	101	Non-restoring	Q630-269	.[Finish]	$76.10
▪	Square corner, 1-1/8" x 2-1/4"	2-3/4"	301	Restoring	Q630-270	.[Finish]	$76.10
	Square corner, 1-1/8" x 2-1/4"	2-3/8"	301	Restoring	Q630-271	.[Finish]	$76.10
	Radius corner, 1-1/8" x 2-1/4"	2-3/4"	301	Restoring	Q630-272	.[Finish]	$76.10
	Radius corner, 1-1/8" x 2-1/4"	2-3/8"	301	Restoring	Q630-273	.[Finish]	$76.10

DEADLATCH

Default	Faceplate description	Backset	Function(s)		Specify as sold separate		Price
					Part number	Finish	
▪	Square corner, 1-1/8" x 2-1/4"	2-3/4"	501, 511, 561, 581	Non-restoring	Q630-302	.[Finish]	$76.10
	Square corner, 1-1/8" x 2-1/4"	2-3/8"	501, 511, 561, 581	Non-restoring	Q630-301	.[Finish]	$76.10
	Radius corner, 1-1/8" x 2-1/4"	2-3/4"	501, 511, 561, 581	Non-restoring	Q630-274	.[Finish]	$76.10
	Radius corner, 1-1/8" x 2-1/4"	2-3/8"	501, 511, 561, 581	Non-restoring	Q630-275	.[Finish]	$76.10
▪	Square corner, 1-1/8" x 2-1/4"	2-3/4"	571	Restoring	Q330-385	.[Finish]	$76.10
	Square corner, 1-1/8" x 2-1/4"	2-3/8"	571	Restoring	Q330-386	.[Finish]	$76.10
	Radius corner, 1-1/8" x 2-1/4"	2-3/4"	571	Restoring	Q330-387	.[Finish]	$76.10
	Radius corner, 1-1/8" x 2-1/4"	2-3/8"	571	Restoring	Q330-388	.[Finish]	$76.10

STRIKES	Available finishes									
	605	606	609	613	619	622	625	626	630	643e
	N/A	N/A	N/A	▪	N/A	N/A	N/A	▪	N/A	N/A

Default	Description	Lip length	Specify as sold separate		Price
			Part number	Finish	
▪	ANSI, 1-1/4" x 4-7/8" standard	1-3/8"	Q330-148	.[Finish]	$14.90
	Square corner, T-strike 1-1/8" x 2-3/4"	1-3/8"	Q330-149	.[Finish]	$14.90
	Radius corner, full lip strike 1-5/8" x 2-1/4"	1"	Q330-150	.[Finish]	$14.90
	Square corner, full lip strike 1-5/8" x 2-1/4"	1"	Q330-151	.[Finish]	$14.90

MA SERIES
T SERIES
X SERIES
K SERIES
B SERIES
W SERIES
D100 SERIES
D200 SERIES
H2 SERIES
CYLINDERS/KEYS
PORTABLE
INDEX

PARTS

MISCELLANEOUS PARTS		
Description	**Specify**	**Price**
Conventional Falcon G Cylinder tailpiece (K501, 511, 581, 561)	Q330-393	$5.60
Conventional Falcon G Cylinder tailpiece (K571)	Q330-394	$5.60
Conventional Schlage C cylinder tailpiece (K501, 511, 581, 561)	Q630-312	$5.60
Conventional Schlage C cylinder tailpiece (K571)	Q630-288	$5.60
SFIC Tailpiece (K501, 511, 581, 561)	Q630-289	$5.60
SFIC Tailpiece (K571)	Q330-392	$5.60
Inside spring cage kit	Q630-246	$77.90
2-1/4" x 1-1/8" Faceplate, deadlatch, round corner	Q630-279	$8.70
2-1/4" x 1-1/8" Faceplate, deadlatch, square corner	Q630-278	$8.70
2-1/4" x 1-1/8" Faceplate, spring latch, round corner	Q630-277	$8.70
2-1/4" x 1-1/8" Faceplate, spring latch, square corner	Q630-276	$8.70

SCREW PACKS	Available finishes									
	605	606	609	613	619	622	625	626	630	643e
	N/A	N/A	N/A	▪	N/A	N/A	N/A	▪	N/A	N/A
Description	**Specify**								**Price each**	
	Part number				**Finish**					
Screw pack	Q630-254				.[Finish]				$7.90	
Screw pack - dummy trim	Q330-399				-				$5.70	

B SERIES
Grade 2 cylindrical lock

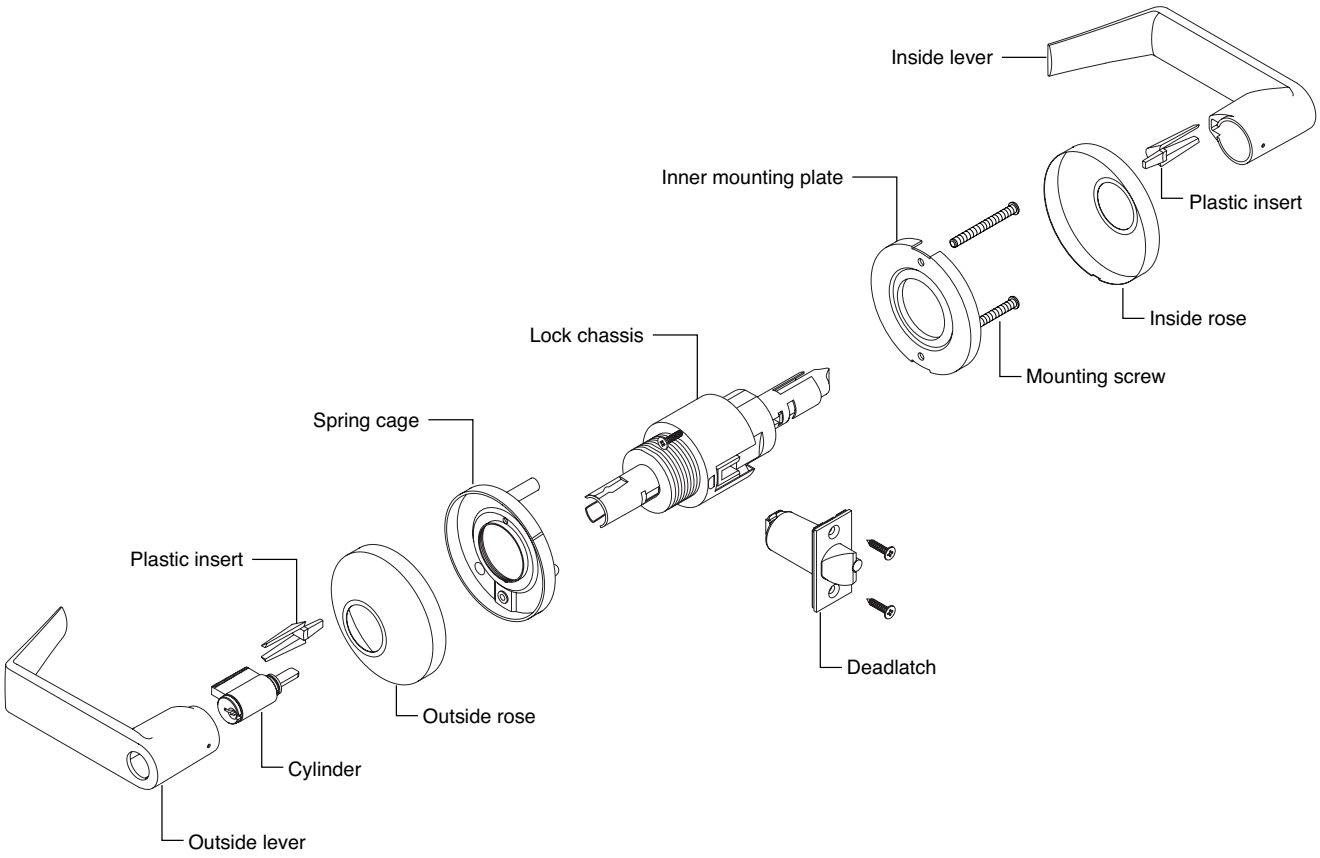

MA SERIES
T SERIES
X SERIES
K SERIES
B SERIES
W SERIES
D100 SERIES
D200 SERIES
H2 SERIES
CYLINDERS/KEYS
PORTABLE
INDEX

How to order

To order products, attribute values should be provided in the sequence shown below. Each value should be separated by a period.

			Required for all lock orders														
					Outside style		Inside style						Options		Keying		
Line item	Quantity	Brand	Series + Function	Cylinder type (keyed functions only)	Outside lever design	Outside finish	Inside lever design	Inside finish	Latch	Strike	Strike lip length	Door thickness	Latch extension	Box for ANSI strike	Keying code	Keyway	Pack keys independently
		1	2	3	4A	4B	5A	5B	6	7	8	9	10A	10B	11A	11B	11C

Specifying dimensions:
Dimensions should be provided with the whole number followed by a dash and then the fraction of an inch. Example: 1-3/4.

Line Item

Quantity

1 **Brand:** Required only when specifying a product Less (LLL) any attribute.

2 **Series+Function:** Series combined with function.

3 **Cylinder type:** Specify cylinder code for keyed functions.

4A **Outside lever design:** Required for all orders.

4B **Outside finish:** Required for all orders.

5A **Inside lever design:** Required only if different from the outside lever design, or if specifying a product Less (LLL) any attribute.

5B **Inside finish:** Specify only if different from the outside finish, or if specifying a product Less (LLL) any attribute.

6 **Latch:** Leave blank to receive the default latch. Specify part number if non-default latch is required or if specifying a product Less (LLL) any attribute.

7 **Strike:** Leave blank for default strike. Specify part number if non-default strike is required, or if specifying a product Less (LLL) any attribute.

8 **Strike lip length:** Leave blank for default strike lip length. Specify for non-default strike lip length or if specifying a product Less (LLL) any attribute. Specify with a LIP prefix followed by the lip length dimension. Example: LIP1-3/8.

9 **Door thickness:** Leave blank for default 1-3/4" thick doors. Specify if other than 1-3/4", or if specifying a product Less (LLL) any attribute. Specify with a DT prefix followed by the door thickness dimension. Example: DT1-3/8, DT2-1/4.

10A–10B **Options:** Specify any desired options.

11A **Keying code:** Default keying code is dictated by the selected cylinder type. Leave blank to receive the default keying code, or specify for any other keying code. If ordering a product Less (LLL) any lock attribute, keying code must be specified.

11B **Keyway:** Default way is dictated by the selected cylinder type. Leave blank to receive the default keyway, or specify to order any other keyway. If ordering a product Less (LLL) any lock attribute, keying code must be specified.

11C **Pack keys independently:** Specify only when requesting that keys be packed independently.

Contents

B Series | Overview 75
B Series | Functions 78
B Series | Styles 79
B Series | Configure a product 80
Cylinder adjustments 82
Style options 82
Latches 83
Strikes 84
Options 84
Less components 84
B Series | Parts 85
Levers 85
Chassis assemblies 85
Roses 85
Latches 86
Strikes 87
Miscellaneous parts 87
Screws 87

BAA/ARRA
Contact your local RSO or
Sales Rep. for ordering details

Product identification

B501 . P . DAN . 626

- 626 — Outside finish
- DAN — Outside lever style
- P — Cylinder

P	Conventional 6-pin cylinder, keyed 5
P6	Conventional 6-pin cylinder
L	Less conventional 6-pin cylinder
BB6	SFIC 6-pin BEST® capping
BB7	SFIC 7-pin BEST® capping
G6	SFIC 6-pin Falcon® slide capping
G7	SFIC 7-pin Falcon® slide capping
H	Refundable Construction SFIC
BDC	Disposable Construction SFIC
B	Less SFIC

SFIC = BEST® Style

- B — Function
- 501 — Lock series

Finish codes and descriptions

BHMA code		Description
605	(US 3)	Bright Brass
606	(US 4)	Satin Brass
613	(US 10B)	Oil Rubbed Bronze
625	(US 26)	Bright Chrome
626	(US 26D)	Satin Chrome

Standard features

BHMA CERTIFIED

Certification	ANSI A156.2, Series 4000, Grade 2, UL Listed for 3-Hour fire door
Latch	1-1/8" x 2-1/4", square corner faceplate, 1" housing diameter, 1/2" throw
Strike	1-1/4" x 4-7/8", ANSI, square corner, no box
Backset	2-3/4"
Cylinder	6-pin, solid brass, keyed 5-pin, Falcon G keyway, keyed different (KD)
Door range	1-3/8" – 2" standard (exceptions for communicating locks - see page 87)
Keys	Two, nickel silver cut keys per lock, Falcon G keyway

MA SERIES
T SERIES
X SERIES
K SERIES
B SERIES
W SERIES
D100 SERIES
D200 SERIES
H2 SERIES
CYLINDERS/KEYS
PORTABLE
INDEX

ANSI A156.2 Series 4000 Grade 2 key-in-lever locks

NON-KEYED LOCKS

FALCON ANSI

B101 F75

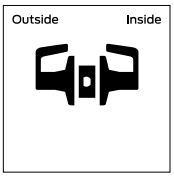

Passage/closet latchset
Latch bolt by levers at all times.

B161 F111



Communicating passage lock
Deadlocking latch bolt by inside lever. Non-removable blank plate outside.

B301 F76

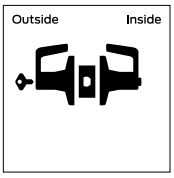

Privacy/bedroom/bath lock
Latch bolt by levers. Outside lever locked by push button in inside lever. Rotating inside lever or closing door releases push button. Emergency release in outside lever unlocks door.

NON-KEYED DUMMY

FALCON ANSI

B12

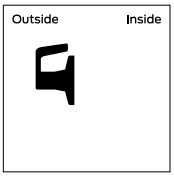

Dummy trim
Single trim, surface-mounted rigid lever.

KEYED LOCKS

FALCON ANSI

B341

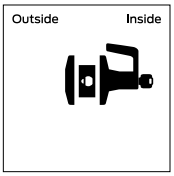

Communicating storeroom lock
Deadlocking latch bolt by inside lever except when locked by key. Non-removable blank plate on opposite side of lever (11/16" projection).

KEYED LOCKS

FALCON ANSI

B501 F82

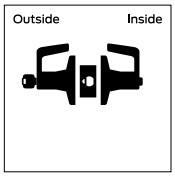

Entry lock
Push button locking. Button on inside locks outside lever until unlocked by key or by rotating inside lever. Inside lever always free. Deadlocking latch bolt.

B511 F109

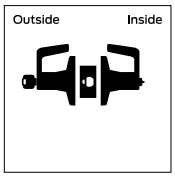

Entry/office lock
Turn/push button locking. Pushing and turning button locks outside lever requiring use of key until button is manually unlocked. Push button locking. Pushing button locks outside lever until unlocked by key or by rotating inside lever. Inside lever always free. Deadlocking latch bolt.

B561 F84

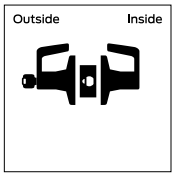

Classroom lock
Deadlocking latch bolt by levers. Outside lever is locked by key in outside lever. Inside lever is always unlocked for immediate egress.

B581 F86

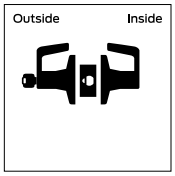

Storeroom lock
Deadlocking latch bolt by lever inside or key outside. Outside lever is always locked. Inside lever is always unlocked for immediate egress.

B611 F90

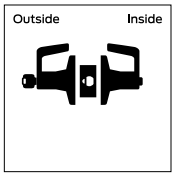

Dormitory/corridor lock
Deadlocking latch bolt by levers except when locked by push button on inside lever. Key in outside lever locks or unlocks outside lever and releases button. Closing door releases push button. Inside lever is always free.

LEVER DESIGNS

DANE

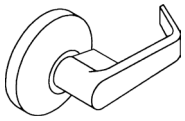

DAN Dane
6DA Dane Abrasive

QUANTUM

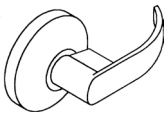

QUA Quantum
6QU Quantum Abrasive

FINISH AVAILABILITY		Bright Brass (605)	Satin Brass (606)	Oil Rubbed Bronze (613)	Satin Nickel (619)	Matte Black (622)	Bright Chrome (625)	Satin Chrome (626)	Bright Stainless Steel (629)	Satin Stainless Steel (630)	Aged Bronze (643e)
LEVERS											
Dane	DAN	605	606	613	-	-	625	626	-	-	-
Quantum	QUA	605	606	613	-	-	625	626	-	-	-
CYLINDER FINISHES											
COMPLETE LOCK FINISH		**605**	**606**	**613**	**619**	**622**[1]	**625**	**626**	**629**	**630**	**643E**
Coordinating conventional cylinder											
Plug component		606	606	606	626	622	626	626	-	626	522
Coordinating FSIC/SFIC cylinder											
Plug (lower) component		605	606	522	626	622	625	626	-	-	522
Core face (upper) component		605	606	522	626	622	625	626	-	-	522

1. Available in Falcon G keyway only.
2. 522 is a simulated 613 finish.

MA SERIES
T SERIES
X SERIES
K SERIES
B SERIES
W SERIES
D100 SERIES
D200 SERIES
H2 SERIES
CYLINDERS/KEYS
PORTABLE
INDEX

You can **configure and price a full range of products** using the tables and rules shown in this section.

The pricing of locks in this section includes the P cylinder in an open keyway (where applicable), default latch, strike, and a 1-3/4" thick door. Additional modifications are available using the rules and price adjustments on the subsequent pages.

How to order:

- All applicable product attributes must be provided in the order shown below
- Each value must separated by a period
- If requesting a product "Less (LLL)" any attribute, the entire detailed ACN must be provided
- Fractions will be written with the "/" symbol separating the numerator and the denominator (example 1/2)
- For dimensions that contain a whole number and a fraction, a hyphen "-" will be added after the whole number and before the fraction (example 2-1/2)
- For two dimensions represented together, such as length and width, the values would be separated by an "x" with no spaces
- Finishes should be listed using their BHMA finish as shown in this book

	Required for all lock orders														
			Outside style		Inside style						Options		Keying		
Brand	Series + Function	Cylinder type (keyed functions only)	Outside lever design	Outside finish	Inside lever design	Inside finish	Latch	Strike	Strike lip length	Door thickness	Latch extension	Box for ANSI strike	Keying code	Keyway	Pack keys independently
1	2	3	4A	4B	5A	5B	6	7	8	9	10A	10B	11A	11B	11C

If ordering a product "Less (LLL)" any attribute, values for each attribute must be provided.

Only required if specifying different than outside style

Only required when deviating from the product's default. Specify only the deviated attribute(s).

Only required when deviating from the product's default. Specify only the deviated attribute(s).

EXAMPLE:

Inside lever design different than outside

B501	. P	. 6DA	. 626	. DAN
2	3	4A	4B	5A

COMPLETE LOCKS			LEVER STYLES	
Split finishes and designs will be priced at the highest list price of the design and/or finish. Keyed function pricing based on cylinder with open Falcon G keyway. See next page for additional cylinder and keyway options.			DAN QUA	
			FINISHES	
SERIES + FUNCTION	CYL	DESCRIPTION	626	605, 606, 613, 625
NON-KEYED FUNCTIONS				
B101		Passage/closet latchset	$211.00	$223.00
B161[1]		Communicating passage lock	$211.00	$223.00
B301		Privacy/bedroom/bath lock	$245.00	$257.00
NON-KEYED DUMMY FUNCTIONS				
B12		Single dummy trim	$96.00	$102.00
KEYED, SINGLE CYLINDER FUNCTIONS				
B341[1]	P	Communicating storeroom lock	$295.00	$307.00
B501	P	Entry lock	$295.00	$307.00
B511	P	Entry/office lock	$295.00	$307.00
B561	P	Classroom lock	$295.00	$307.00
B581	P	Storeroom lock	$295.00	$307.00
B611	P	Dormitory/corridor lock	$333.00	$345.00

[1] The B161 and B341 need to be specified as shown for correct door ranges: 138 for (1-3/8"– 1-5/8") or 134 for (>1-5/8" – 2").

MA SERIES
T SERIES
X SERIES
K SERIES
B SERIES
W SERIES
D100 SERIES
D200 SERIES
H2 SERIES
CYLINDERS/KEYS
PORTABLE
INDEX

COMPLETE LOCKS

CYLINDER ADJUSTMENTS

Keyed locks on the previous page are priced including the P cylinder with open Falcon G keyway. Provided below are pricing adjustments based on other available cylinder types.

For complete details on cylinders, tailpieces, keying and keys, including cylinders sold separate, see the Cylinders and Keys sections.

CYLINDER ADJUSTMENTS					
Description	Specify	Single cylinder function Price adjustment		Double cylinder function Price adjustment	
		Open	Restricted	Open	Restricted
Conventional 6-pin cylinder, keyed 5	P	$0.00	$15.20	N/A	N/A
Conventional 6-pin cylinder	P6	$0.00	$15.20	N/A	N/A
Conventional 7-pin cylinder	P7	N/A	N/A	N/A	N/A
Less conventional 6-pin cylinder	L	-$76.00		-$76.00	
Conventional 6-pin competitor keyway cylinder	P6	$8.20		N/A	
SFIC 6-pin BEST® capping	BB6	$60.00	$75.20	N/A	N/A
SFIC 7-pin BEST® capping	BB7	$60.00	$75.20	N/A	N/A
SFIC 6-pin Falcon® slide capping	G6	$60.00	$75.20	N/A	N/A
SFIC 7-pin Falcon® slide capping	G7	$60.00	$75.20	N/A	N/A
Refundable Construction SFIC	H	$60.00	N/A	N/A	N/A
Disposable Construction SFIC	BDC	$0.00	N/A	N/A	N/A
Less SFIC	B	$0.00		N/A	

COMPLETE LOCKS

STYLE OPTIONS

Specify on order only if requesting an option other than the default.

- Not available in 613 finish.

	ABRASIVE	
	Specify	Price adj. (per lever)
TACTILE WARNING		
Dane tactile lever	6DA	$68.60
Quantum tactile lever	6QU	$68.60

COMPLETE LOCKS

LATCHES

Specify on order only if requesting an option other than the default.

SPRING LATCH	DEADLATCH
1/2" projection 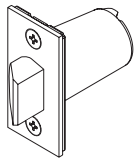	1/2" projection 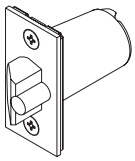

LATCHES					
SPRING LATCH/DEADLATCH					
Default	**Description**	**Backset**	**Function(s)**	**Specify**	**Price adjustment**
▪	Square corner, 1-1/8" x 2-1/4", standard	2-3/4"	301, 611	57635	$0.00
	Square corner, 1" x 2-1/4"	2-3/4"	301, 611	57630	$0.00
	Radius corner (1/4"), 1" x 2-1/4"	2-3/4"	301, 611	57631	$0.00
	Square corner, 1-1/8" x 2-1/4"	2-3/8"	301, 611	57625	$0.00
	Square corner, 1" x 2-1/4"	2-3/8"	301, 611	57620	$0.00
	Radius corner (1/4"), 1" x 2-1/4"	2-3/8"	301, 611	57621	$0.00
▪	Square corner, 1-1/8" x 2-1/4"	2-3/4"	All other	57435	$0.00
	Square corner, 1" x 2-1/4"	2-3/4"	All other	57430	$0.00
	Radius corner (1/4"), 1" x 2-1/4"	2-3/4"	All other	57431	$0.00
	Square corner, 1-1/8" x 2-1/4"	2-3/8"	All other	57425	$0.00
	Square corner, 1" x 2-1/4"	2-3/8"	All other	57420	$0.00
	Radius corner (1/4"), 1" x 2-1/4"	2-3/8"	All other	57421	$0.00

MA SERIES
T SERIES
X SERIES
K SERIES
B SERIES
W SERIES
D100 SERIES
D200 SERIES
H2 SERIES
CYLINDERS/KEYS
PORTABLE
INDEX

COMPLETE LOCKS STRIKES

Locks furnished with a 1-1/4" x 4-7/8" ANSI Strike unless otherwise specified.

5164	01-049	01-048	01-046
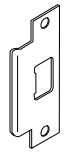	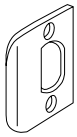		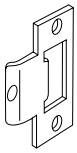

STRIKES				
Default	**Description**	**Lip length**	**Specify**	**Price adjustment**
▪	ANSI, 1-1/4" x 4-7/8" standard	1-3/16"	5164	$0.00
	Square corner, full lip 1-5/8" x 2-1/4"	1"	01-049	$0.00
	1/4" Radius round corner, full lip 1-5/8" x 2-1/4"	1"	01-048	$0.00
	Square corner, T-strike, 1-1/8" x 2-3/4"	1-5/16"	01-046	$0.00
	ANSI, 1-1/4" x 4-7/8"	7/8"	5161	$0.00

COMPLETE LOCKS OPTIONS

LATCH EXTENSION		
Description	**Specify**	**Price adjustment**
5" Backset extension link. For use with 2-3/8" backset latches only.	A31727-005-00	$54.30
BOX FOR ANSI STRIKE		
Description	**Specify**	**Price adjustment**
ANSI dust box 1" deep, steel	005099-000-30	$0.00

COMPLETE LOCKS LESS COMPONENTS

Deductions are applied to complete lock prices. When requesting a product “Less (LLL)” any attribute, the entire detailed ACN must be provided.

LOCKS LESS COMPONENTS		
Description	**Specify**	**Price adjustment**
Less latch	LLL for latch	-$18.70
Less strike	LLL for strike	-$14.20

PARTS

LEVERS	Available finishes									
	605	606	609	613	619	622	625	626	630	643e
	▪	▪	N/A	▪	N/A	N/A	▪	▪	N/A	N/A

Description	Specify for sold separate		Price
	Part number	Finish	
Lever, Dane closed	A31750-000	.[Finish]	$58.80
Lever, Quantum closed	A31751-000	.[Finish]	$58.80
Lever, Dane open	A31750-001	.[Finish]	$58.80
Lever, Quantum open	A31751-001	.[Finish]	$58.80
Lever, Dane IC	031700-002	.[Finish]	$58.80
Lever, Quantum IC	031701-002	.[Finish]	$58.80

CHASSIS ASSEMBLIES		
NON-KEYED FUNCTIONS		
Description	**Specify part number**	**Price**
B101 Chassis	A31706-000-00	$170.00
B161 Chassis - 1-5/8" - 2" door thickness	A31707-000-00	$170.00
B161 Chassis - 1-3/8" - 1-5/8" door thickness	A31707-002-00	$170.00

KEYED FUNCTIONS			
Description	**Specify part number**		**Price**
	Conventional cylinder	**Interchangeable core**	
B301/501 Chassis	A31709-000-00	A31709-001-00	$207.00
B511 Chassis	A31714-000-00	A31714-001-00	$207.00
B561 Chassis	A31715-000-00	A31715-001-00	$276.00
B581 Chassis	A31716-000-00	A31716-001-00	$207.00
B341 Chassis - >1-5/8" - 2" door thickness	A31708-000	A31708-001	$207.00
B341 Chassis - 1-3/8" - 1-5/8" door thickness	A31708-002	A31708-003	$207.00
B611 Chassis	A31739-000	A31739-001	$311.00

Note: Chassis provided with trim finish on B341 and B611.

ROSES	Available finishes									
	605	606	609	613	619	622	625	626	630	643e
	▪	▪	N/A	▪	N/A	N/A	▪	▪	N/A	N/A

Description	Specify for sold separate		Price
	Part number	Finish	
Rose, outer	031702-000	.[Finish]	$23.60
Rose, inner	031703-000	.[Finish]	$23.60
Rose, blank insert and post	A31764-000	.[Finish]	$23.60

MA SERIES
T SERIES
X SERIES
K SERIES
B SERIES
W SERIES
D100 SERIES
D200 SERIES
H2 SERIES
CYLINDERS/KEYS
PORTABLE
INDEX

PARTS

LATCHES			Available finishes									
			605	606	609	613	619	622	625	626	630	643e
			▪	▪	N/A	▪	N/A	N/A	▪	▪	N/A	N/A
SPRING LATCH												
Faceplate description	**Backset**	**Function(s)**	**Specify for sold separate**								**Price**	
			Part number				**Finish**					
1" Spring latch	2-3/4"	101	A57430-000				.[Finish]				$40.00	
1" Spring latch - 1/4" radius	2-3/4"	101	A57431-000				.[Finish]				$40.00	
1-1/8" Spring latch	2-3/4"	101	A57435-000				.[Finish]				$40.00	
1" Spring latch	2-3/8"	101	A57420-000				.[Finish]				$40.00	
1" Spring latch - 1/4" radius	2-3/8"	101	A57421-000				.[Finish]				$40.00	
1-1/8" Spring latch	2-3/8"	101	A57425-000				.[Finish]				$40.00	
1" Spring latch	2-3/4"	301	A57630-000				.[Finish]				$40.00	
1" Spring latch - 1/4" radius	2-3/4"	301	A57631-000				.[Finish]				$40.00	
1-1/8" Spring latch	2-3/4"	301	A57635-000				.[Finish]				$40.00	
1" Spring latch	2-3/8"	301	A57620-000				.[Finish]				$40.00	
1" Spring latch - 1/4" radius	2-3/8"	301	A57621-000				.[Finish]				$40.00	
1-1/8" Spring latch	2-3/8"	301	A57625-000				.[Finish]				$40.00	
DEADLATCH												
Faceplate description	**Backset**	**Function(s)**	**Specify for sold separate**								**Price**	
			Part number				**Finish**					
1" Deadlatch	2-3/4"	-	A57430-00D				.[Finish]				$40.00	
1" Deadlatch - 1/4" radius	2-3/4"	-	A57431-00D				.[Finish]				$40.00	
1-1/8" Deadlatch	2-3/4"	-	A57435-00D				.[Finish]				$40.00	
1" Deadlatch	2-3/8"	-	A57420-00D				.[Finish]				$40.00	
1" Deadlatch - 1/4" radius	2-3/8"	-	A57421-00D				.[Finish]				$40.00	
1-1/8" Deadlatch	2-3/8"	-	A57425-00D				.[Finish]				$40.00	
1" Deadlatch	2-3/4"	611	A57630-00D				.[Finish]				$40.00	
1" Deadlatch - 1/4" radius	2-3/4"	611	A57631-00D				.[Finish]				$40.00	
1-1/8" Deadlatch	2-3/4"	611	A57635-00D				.[Finish]				$40.00	
1" Deadlatch	2-3/8"	611	A57620-00D				.[Finish]				$40.00	
1" Deadlatch - 1/4" radius	2-3/8"	611	A57621-00D				.[Finish]				$40.00	
1-1/8" Deadlatch	2-3/8"	611	A57625-00D				.[Finish]				$40.00	

PARTS

STRIKES			Available finishes									
			605	606	609	613	619	622	625	626	630[1]	643e
			▪	▪	N/A	▪	N/A	N/A	N/A	▪	▪	N/A
Default	**Description**	**Lip length**	**Specify for sold separate**								**Price**	
			Part number				**Finish**					
▪	ANSI, 1-1/4" x 4-7/8" standard	1-3/16"	005164-000				.[Finish]				$19.00	
	Square corner, T-strike, 1-1/8" x 2-3/4"	1-1/8"	Q001-046				.[Finish]				$6.00	
	1/4" Radius round corner, full lip 1-5/8" x 2-1/4"	1"	Q001-048				.[Finish]				$5.90	
	Square corner, full lip 1-5/8" x 2-1/4"	1"	Q001-049				.[Finish]				$5.90	
	ANSI dust box 1" deep, steel	-	005099-000-30				.[Finish]				$14.20	
	ANSI 1-1/4" x 4-7/8"	7/8"	005161-000				.[Finish]				$32.70	

[1] 630 finish available for ANSI only.

MISCELLANEOUS PARTS		
Description	**Specify**	**Price**
Inside rose liner	031705-000-30	$2.90
Push button cap	031718-000	$3.50
Turn button cap	031719-000	$3.90
Lever insert	031741-000-50	$0.78

SCREWS		Available finishes									
		605	606	609	613	619	622	625	626	630	643e
		▪	▪	N/A	▪	N/A	N/A	N/A	▪	▪	N/A
Description	**Size**	**Specify**								**Price**	
		Part number				**Finish**					
ANSI strike screws	12-24 x 1" combo	021164-016				.[Finish]				$0.80	
Latch and strike screws	8-32 x 3/4" combo	024416-012				.[Finish]				$0.50	
Screw pack[1] Contains: (2) strike screws, (2) latch screws, (2) mounting screws, (2) ANSI strike screws, (1) pin wrench	–	A31767-000				.[Finish]				$6.90	

[1] Screw pack unavailable in 630 finish.

this page intentionally blank

W SERIES
Grade 2 cylindrical lock

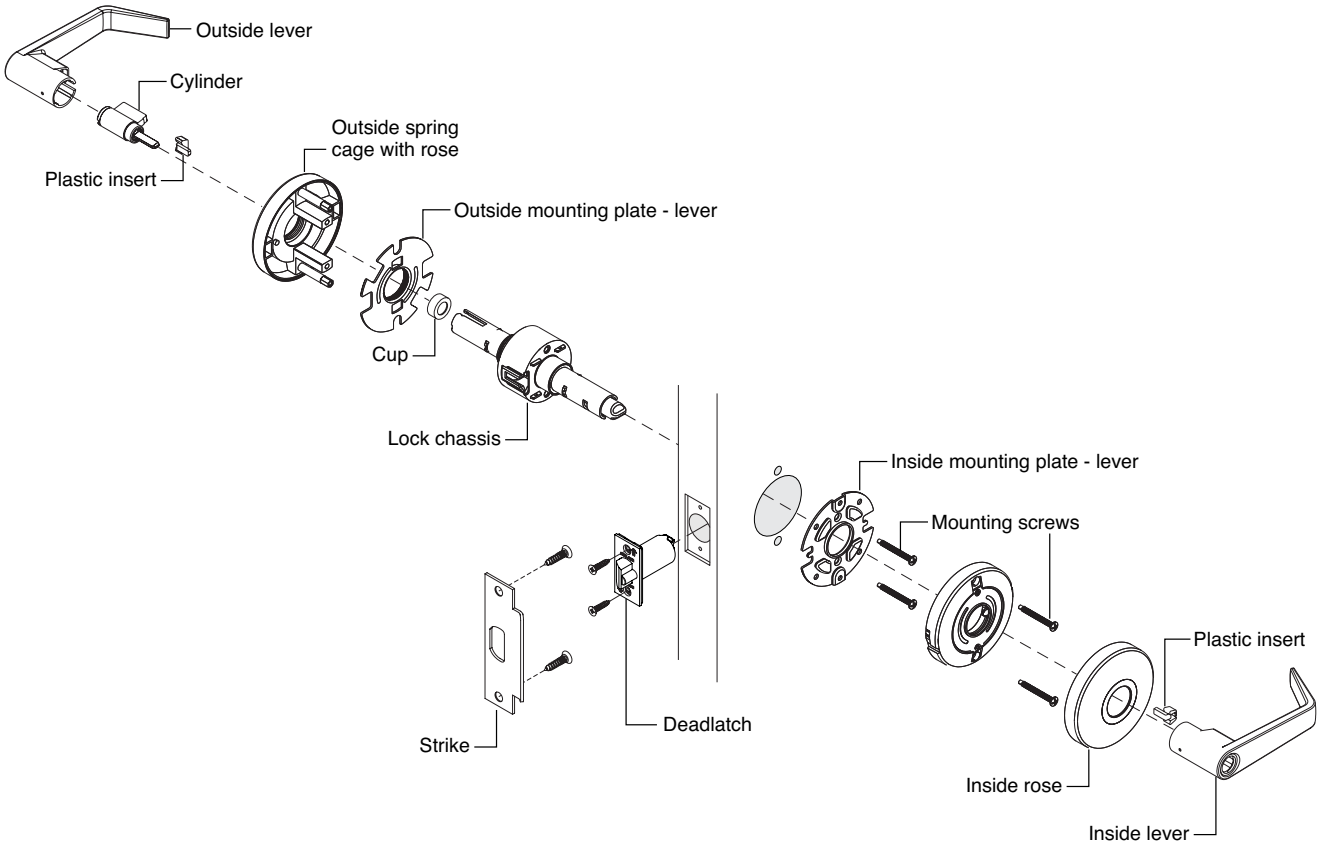

MA SERIES | T SERIES | X SERIES | K SERIES | B SERIES | W SERIES | D100 SERIES | D200 SERIES | H2 SERIES | CYLINDERS/KEYS | PORTABLE | INDEX

How to order

To order products, attribute values should be provided in the sequence shown below. Each value should be separated by a period.

			Required for all lock orders													
					Outside style		Inside style							Keying		
Line item	Quantity	Brand	Series + Function	Cylinder type (keyed functions only)	Outside lever/rose design	Outside finish	Inside lever/rose design	Inside finish	Latch	Strike	Strike lip length	Door thickness	Pack cylinders loose (PCL)	Keying code	Keyway	Pack keys independently
		1	2	3	4A	4B	5A	5B	6	7	8	9	10	11A	11B	11C

Specifying dimensions:
Dimensions should be provided with the whole number followed by a dash and then the fraction of an inch. Example: 1-3/4.

Line Item

Quantity

1 **Brand:** Required only when specifying a product Less (LLL) any attribute.

2 **Series+Function:** Series combined with function.

3 **Cylinder type:** Specify cylinder code for keyed functions.

4A **Outside lever/rose design:** Required for all orders.

4B **Outside finish:** Required for all orders.

5A **Inside lever/rose design:** Required only if different from the outside lever design, or if specifying a product Less (LLL) any attribute.

5B **Inside finish:** Specify only if different from the outside finish, or if specifying a product Less (LLL) any attribute.

6 **Latch:** Leave blank to receive the default latch. Specify part number if non-default latch is required or if specifying a product Less (LLL) any attribute.

7 **Strike:** Leave blank for default strike. Specify part number if non-default strike is required, or if specifying a product Less (LLL) any attribute.

8 **Strike lip length:** Leave blank for default strike lip length. Specify for non-default strike lip length or if specifying a product Less (LLL) any attribute. Specify with a LIP prefix followed by the lip length dimension. Example: LIP1-3/8.

9 **Door thickness:** Leave blank for default 1-3/4" thick doors. Specify if other than 1-3/4", or if specifying a product Less (LLL) any attribute. Specify with a DT prefix followed by the door thickness dimension. Example: DT1-3/8, DT2-1/4.

10 **Options:** Specify any desired options.

11A **Keying code:** Default keying code is dictated by the selected cylinder type. Leave blank to receive the default keying code, or specify for any other keying code. If ordering a product Less (LLL) any lock attribute, keying code must be specified.

11B **Keyway:** Default way is dictated by the selected cylinder type. Leave blank to receive the default keyway, or specify to order any other keyway. If ordering a product Less (LLL) any lock attribute, keying code must be specified.

11C **Pack keys independently:** Specify only when requesting that keys be packed independently.

Contents

W Series | Overview **89**
W Series | Functions **92**
W Series | Styles **94**
W Series | Configure a product **96**
Standard rose 96
Small rose 98
Knobs 98
Cylinder adjustments 99
Style options 99
Latches 100
Strikes 101
Options 101
Less components 101
W Series | Parts **102**
Latches 102
Strikes 102
Miscellaneous parts 103
Screw packs 103

BAA/ARRA
Contact your local RSO or
Sales Rep. for ordering details

Product identification

W501 . P . DAN . 626

- 626 — Outside finish
- DAN — Outside lever style
- P — Cylinder

P	Conventional 6-pin cylinder, keyed 5
P6	Conventional 6-pin cylinder
L	Less conventional 6-pin cylinder
BB6	SFIC 6-pin BEST® capping
BB7	SFIC 7-pin BEST® capping
G6	SFIC 6-pin Falcon® slide capping
G7	SFIC 7-pin Falcon® slide capping
H	Refundable Construction SFIC
BDC	Disposable Construction SFIC
B	Less SFIC

SFIC = BEST® Style

- W501 — Function
- W501 — Lock series

Finish codes and descriptions

BHMA code		Description
605	(US 3)	Bright Brass
606[1]	(US 4)	Satin Brass
613	(US 10B)	Oil Rubbed Bronze
619	(US 15)	Satin Nickel
622	(US 19)	Matte Black
625	(US 26)	Bright Chrome
626	(US 26D)	Satin Chrome
643e	(US 11)	Aged Bronze

[1] Not available on small rose.

Standard features

BHMA CERTIFIED

Certification	ANSI A156.2, Series 4000, Grade 2, UL Listed for 3-Hour fire door
Latch	1-1/8" x 2-1/4", square corner faceplate, 1" housing diameter, 1/2" throw
Strike	1-1/4" x 4-7/8", ANSI, square corner, no box
Backset	2-3/4"
Cylinder	6-pin, solid brass, keyed 5-pin, Falcon G keyway, keyed different (KD)
Door range	1-3/8" – 1-3/4" standard
Keys	Two, nickel silver cut keys per lock, Falcon G keyway

MA SERIES
T SERIES
X SERIES
K SERIES
B SERIES
W SERIES
D100 SERIES
D200 SERIES
H2 SERIES
CYLINDERS/KEYS
PORTABLE
INDEX

ANSI A156.2, Series 4000 Grade 2 key-in-lever/knob locks

NON-KEYED LOCKS

FALCON	ANSI	
W101	**F75**	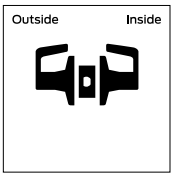 **Passage latchset** Latch bolt by levers/knobs at all times.
W161	**F111**	 **Communicating/exit latch** Deadlocking latch bolt by inside lever. Non-removable blank plate outside. Function not available in knob designs.
W201	**F77**	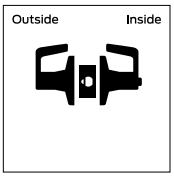 **Patio lock** Deadlocking latch bolt by levers. Outside lever is locked by push button from inside. Rotating inside lever or closing door releases button and unlocks outside lever. Function not available for small rose option or knob designs.
W301	**F76**	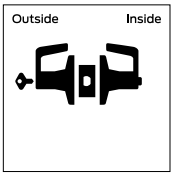 **Privacy lock** Latch bolt by levers/knobs. Outside lever/knob is locked by push button in inside lever/knob. Rotating inside lever/knob or closing door release push button and frees outside lever/knob. Inside lever/knob is always free. Emergency release in outside lever/knob unlocks door.

NON-KEYED DUMMY

FALCON	ANSI	
W12		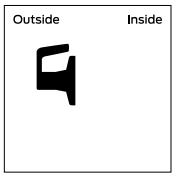 **Single dummy** Single dummy trim available with lever/knob.
W18		Image not available **Double dummy** Double dummy trim available with levers.

ANSI A156.2, Series 4000 Grade 2 key-in-lever/knob locks

KEYED LOCKS

FALCON ANSI

W501 **F82**

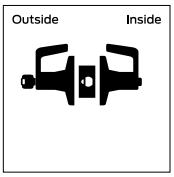

Entry lock

Push button locking. Button on the inside locks outside lever/knob until unlocked by key or by rotating inside lever/knob. Inside lever/knob always free. Deadlocking latch bolt. Function not available for small rose option.

Function note: This lock will stay locked when the door is closed. If you want your door to unlock when it closes, please purchase the 571 function.

W511 **F109**

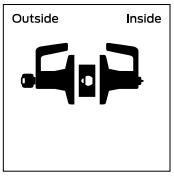

Entry/office lock

Deadlocking latch bolt by levers/knobs. Turn/push button locking. Pushing and turning button locks outside lever/knob, requiring use of a key for unlocking the door until button is manually unlocked. Pushing button locks outside lever/knob until unlocked by key or by rotating inside lever/knob. Inside lever/knob is always free.

W561 **F84**

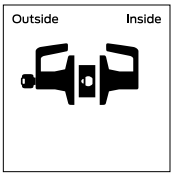

Classroom lock

Deadlocking latch bolt by levers/knobs. Outside lever/knob is locked by key in outside lever/knob. Inside lever/knob is always free.

W571

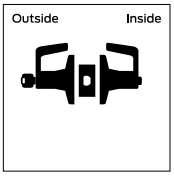

Corridor lock

Deadlocking latch bolt. Push button locking only. Button on the inside locks outside lever/knob until unlocked by key or by rotating inside lever/knob. Closing the door releases button. Inside lever/knob always free. Function not available for small rose option.

Function note: This lock will unlock when the door is closed. If you want your door to remain locked when it closes, please purchase the 501 function.

KEYED LOCKS

FALCON ANSI

W581 **F86**

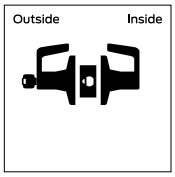

Storeroom lock

Deadlocking latch bolt by lever/knob inside or key outside. Outside lever/knob is always locked. Inside lever/knob is always free.

W711

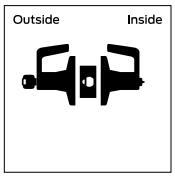

Apartment entrance lock

Deadlocking latch bolt by levers/knob. Turn/push button locking. Pushing and turning button locks outside lever/knob, requiring use of a key for unlocking the door until button is manually unlocked. Pushing button locks outside lever/knob until unlocked by key, by rotating inside lever/knob, or by closing door. Inside lever/knob is always free. Function not available for small rose option.

MA SERIES
T SERIES
X SERIES
K SERIES
B SERIES
W SERIES
D100 SERIES
D200 SERIES
H2 SERIES
CYLINDERS/KEYS
PORTABLE
INDEX

LEVER/ROSE DESIGNS

AVALON

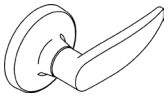

AVA Avalon

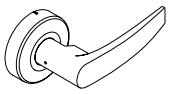

SRA Small Rose Avalon

BOARDWALK

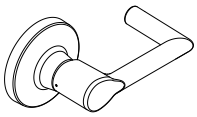

BRK Boardwalk

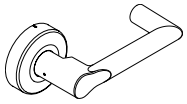

SRBO Small Rose Boardwalk

BROADWAY

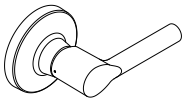

BRW Broadway

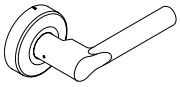

SRBR Small Rose Broadway

DANE

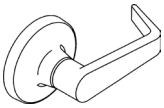

DAN Dane
6DA Dane Abrasive

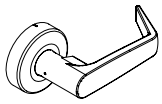

SRD Small Rose Dane
6SD Small Rose Dane Abrasive

LATITUDE

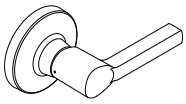

LAT Latitude

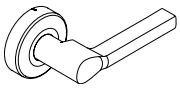

SRLA Small Rose Latitude

LONGITUDE

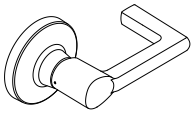

LON Longitude

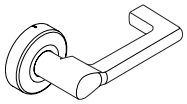

SRLO Small Rose Longitude

QUANTUM

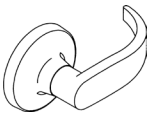

QUA Quantum
6QU Quantum Abrasive

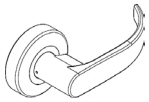

SRQ Small Rose Quantum
6SQ Small Rose Quantum Abrasive

KNOB/ROSE DESIGNS[1]

ELITE

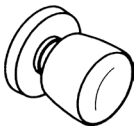

ELI Elite

HANA

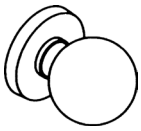

HAN Hana

[1] Not available with a small rose. Small rose option is for levers only.

FINISH AVAILABILITY		Bright Brass (605)	Satin Brass (606)	Oil Rubbed Bronze (613)	Satin Nickel (619)	Matte Black (622)	Bright Chrome (625)	Satin Chrome (626)	Bright Stainless Steel (629)	Satin Stainless Steel (630)	Aged Bronze (643e)
LEVERS											
Avalon	AVA	605	606	613	619	622	625	626	-	-	643e
Boardwalk	BRK	605	606	613	619	622	625	626	-	-	643e
Broadway	BRW	605	606	613	619	622	625	626	-	-	643e
Dane	DAN	605	606	613	619	622	625	626	-	-	643e
Latitude	LAT	605	606	613	619	622	625	626	-	-	643e
Longitude	LON	605	606	613	619	622	625	626	-	-	643e
Quantum	QUA	605	606	613	619	622	625	626	-	-	643e
KNOBS											
Elite	ELI	605	606	613	-	-	625	626	-	-	-
Hana	HAN	605	606	613	-	-	625	626	-	-	-
CYLINDER FINISHES											
COMPLETE LOCK FINISH		**605**	**606**	**613**	**619**	**622**[1]	**625**	**626**	**629**	**630**	**643E**
Coordinating conventional cylinder											
Plug component		606	606	606	626	622	626	626	-	626	522
Coordinating FSIC/SFIC cylinder											
Plug (lower) component		605	606	522	626	622	625	626	-	-	522
Core face (upper) component		605	606	522	626	622	625	626	-	-	522

1. Available in Falcon G keyway only.
2. 522 is a simulated 613 finish.

MA SERIES
T SERIES
X SERIES
K SERIES
B SERIES
W SERIES
D100 SERIES
D200 SERIES
H2 SERIES
CYLINDERS/KEYS
PORTABLE
INDEX

You can **configure and price a full range of products** using the tables and rules shown in this section.

The pricing of locks in this section includes the P cylinder in an open keyway (where applicable), default latch, strike, and a 1-3/4" thick door. Additional modifications are available using the rules and price adjustments on the subsequent pages.

How to order:

- All applicable product attributes must be provided in the order shown below
- Each value must separated by a period
- If requesting a product "Less (LLL)" any attribute, the entire detailed ACN must be provided
- Fractions will be written with the "/" symbol separating the numerator and the denominator (example 1/2)
- For dimensions that contain a whole number and a fraction, a hyphen "-" will be added after the whole number and before the fraction (example 2-1/2)
- For two dimensions represented together, such as length and width, the values would be separated by an "x" with no spaces
- Finishes should be listed using their BHMA finish as shown in this book

	Required for all lock orders													
			Outside style		Inside style							Keying		
Brand	Series + Function	Cylinder type (keyed functions only)	Outside lever/rose design	Outside finish	Inside lever/rose design	Inside finish	Latch	Strike	Strike lip length	Door thickness	Pack cylinders loose (PCL)	Keying code	Keyway	Pack keys independently
1	2	3	4A	4B	5A	5B	6	7	8	9	10A	11A	11B	11C

If ordering a product "Less (LLL)" any attribute, values for each attribute must be provided.

Only required if specifying different than outside style

Only required when deviating from the product's default. Specify only the deviated attribute(s).

Only required when deviating from the product's default. Specify only the deviated attribute(s).

EXAMPLE:

Inside lever design different than outside

W501	. P	. 6DA	. 626	. DAN
2	3	4A	4B	5A

COMPLETE LOCKS			LEVER STYLES	
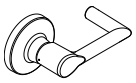 STANDARD ROSE Split finishes and designs will be priced at the highest list price of the design and/or finish. Keyed function pricing based on cylinder with open Falcon G keyway. See page 99 for additional cylinder and keyway options.			AVA BRW LAT QUA BRK DAN LON	AVA BRW LAT QUA BRK DAN LON
			FINISHES	
SERIES + FUNCTION	**CYL**	**DESCRIPTION**	626, 643e	605, 606, 613, 619, 622, 625
NON-KEYED FUNCTIONS			**3-3/8" STANDARD ROSE (85.7MM)**	
W101		Passage latchset	$143.00	$155.00
W161		Communicating/exit latch	$144.00	$156.00
W201		Patio lock	$144.00	$156.00
W301		Privacy lock	$144.00	$156.00
NON-KEYED DUMMY FUNCTIONS			**3-3/8" STANDARD ROSE (85.7MM)**	
W12		Single dummy trim	$85.00	$91.00
W18		Double dummy trim (not available with AVA, LAT, LON, BRW, and BRK levers; not available in 619, 622 and 643e finishes)	$167.00	$179.00
KEYED, SINGLE CYLINDER FUNCTIONS			**3-3/8" STANDARD ROSE (85.7MM)**	
W501	P	Entry lock	$159.00	$171.00
W511	P	Entry/office lock	$159.00	$171.00
W561	P	Classroom lock	$159.00	$171.00
W571	P	Corridor lock	$159.00	$171.00
W581	P	Storeroom lock	$159.00	$171.00
W711	P	Apartment entrance lock	$159.00	$171.00

MA SERIES
T SERIES
X SERIES
K SERIES
B SERIES
W SERIES
D100 SERIES
D200 SERIES
H2 SERIES
CYLINDERS/KEYS
PORTABLE
INDEX

COMPLETE LOCKS			LEVER STYLES	
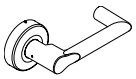 SMALL ROSE Split finishes and designs will be priced at the highest list price of the design and/or finish. Keyed function pricing based on cylinder with open Falcon G keyway. See page 99 for additional cylinder and keyway options.			SRA SRBO SRBR SRD SRLA SRLO SRQ	SRA SRBO SRBR SRD SRLA SRLO SRQ
			FINISHES	
SERIES + FUNCTION	**CYL**	**DESCRIPTION**	626, 643e	605, 613, 619, 622, 625
NON-KEYED FUNCTIONS			**2-9/16" SMALL ROSE (65MM)**	
W101		Passage latchset	$153.00	$165.00
W161		Communicating/exit latch	$159.00	$171.00
W301		Privacy lock	$159.00	$171.00
NON-KEYED DUMMY FUNCTIONS			**2-9/16" SMALL ROSE (65MM)**	
W12		Single dummy trim	$90.00	$96.00
KEYED, SINGLE CYLINDER FUNCTIONS			**2-9/16" SMALL ROSE (65MM)**	
W511	P	Entry/office lock	$188.00	$200.00
W561	P	Classroom lock	$188.00	$200.00
W581	P	Storeroom lock	$188.00	$200.00

COMPLETE LOCKS			KNOB STYLES	
KNOBS Not available with small rose. Split finishes and designs will be priced at the highest list price of the design and/or finish. Keyed function pricing based on cylinder with open Falcon G keyway. See page 99 for additional cylinder and keyway options.			ELI HAN	
			FINISHES	
SERIES + FUNCTION	**CYL**	**DESCRIPTION**	626	605, 606, 613, 625
NON-KEYED FUNCTIONS				
W101		Passage latchset	$75.00	$87.00
W301		Privacy lock	$76.00	$88.00
NON-KEYED DUMMY FUNCTIONS				
W12		Single dummy trim	$56.00	$62.00
KEYED, SINGLE CYLINDER FUNCTIONS				
W501	P	Entry lock	$91.00	$103.00
W511	P	Entry/office lock	$91.00	$103.00
W561	P	Classroom lock	$91.00	$103.00
W571	P	Corridor lock	$91.00	$103.00
W581	P	Storeroom lock	$91.00	$103.00
W711	P	Apartment entrance lock	$91.00	$103.00

COMPLETE LOCKS

CYLINDER ADJUSTMENTS

Keyed locks on the previous pages are priced including the P cylinder with open Falcon G keyway. Provided below are pricing adjustments based on other available cylinder types.

For complete details on cylinders, tailpieces, keying and keys, including cylinders sold separate, see the Cylinders and Keys sections.

CYLINDER ADJUSTMENTS					
Description	Specify	Single cylinder function Price adjustment		Double cylinder function Price adjustment	
		Open	Restricted	Open	Restricted
Conventional 6-pin cylinder, keyed 5	P	$0.00	$15.20	N/A	N/A
Conventional 6-pin cylinder	P6	$0.00	$15.20	N/A	N/A
Less conventional 6-pin cylinder	L	-$38.00		N/A	
Conventional 6-pin competitor keyway cylinder	P6	$8.20		N/A	
SFIC 6-pin BEST® capping	BB6	$60.00	$75.20	N/A	N/A
SFIC 7-pin BEST® capping	BB7	$60.00	$75.20	N/A	N/A
SFIC 6-pin Falcon® slide capping	G6	$60.00	$75.20	N/A	N/A
SFIC 7-pin Falcon® slide capping	G7	$60.00	$75.20	N/A	N/A
Refundable Construction SFIC 6-pin	H	$60.00	N/A	N/A	N/A
Disposable Construction SFIC	BDC	$0.00	N/A	N/A	N/A
Less SFIC	B	$0.00		N/A	

COMPLETE LOCKS

STYLE OPTIONS

Specify on order only if requesting an option other than the default.

- Not available in 613 finish.

	ABRASIVE			
	Specify	Price adj. (per lever)	Specify	Price adj. (per lever)
TACTILE WARNING	3-3/8" STANDARD ROSE (85.7MM)		2-9/16" SMALL ROSE (65MM)	
Avalon tactile lever	N/A	N/A	N/A	N/A
Boardwalk tactile lever	N/A	N/A	N/A	N/A
Broadway tactile lever	N/A	N/A	N/A	N/A
Dane tactile lever	6DA	$74.40	6SD	$74.40
Latitude tactile lever	N/A	N/A	N/A	N/A
Longitude tactile lever	N/A	N/A	N/A	N/A
Quantum tactile lever	6QU	$74.40	6SQ	$74.40

MA SERIES
T SERIES
X SERIES
K SERIES
B SERIES
W SERIES
D100 SERIES
D200 SERIES
H2 SERIES
CYLINDERS/KEYS
PORTABLE
INDEX

COMPLETE LOCKS

LATCHES

Specify on order only if requesting an option other than the default.

SPRING LATCH	DEADLATCH
1/2" projection 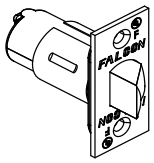	1/2" projection 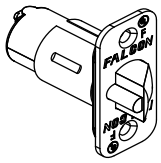

LATCHES						
SPRING LATCH						
Default	**Faceplate description**	**Backset**	**Function(s)**		**Specify**	**Price adjustment**
▪	Square corner, 1-1/8" x 2-1/4"	2-3/4"	101, 301	Non-restoring	30-206	$0.00
	Square corner, 1-1/8" x 2-1/4"	2-3/8"[1]	101, 301	Non-restoring	30-209	$0.00
	Square corner, 1" x 2-1/4"	2-3/4"	101, 301	Non-restoring	30-204	$0.00
	Square corner, 1" x 2-1/4"	2-3/8"[1]	101, 301	Non-restoring	30-207	$0.00
	Radius corner, 1" x 2-1/4"	2-3/4"	101, 301	Non-restoring	30-205	$0.00
	Radius corner, 1" x 2-1/4"	2-3/8"[1]	101, 301	Non-restoring	30-208	$0.00
DEADLATCH						
Default	**Faceplate description**	**Backset**	**Function(s)**		**Specify**	**Price adjustment**
▪	Square corner, 1-1/8" x 2-1/4"	2-3/4"	201, 511, 571, 711	Restoring	30-194	$0.00
	Square corner, 1-1/8" x 2-1/4"	2-3/8"[1]	201, 511, 571, 711	Restoring	30-200	$0.00
	Square corner, 1" x 2-1/4"	2-3/4"	201, 511, 571, 711	Restoring	30-192	$0.00
	Square corner, 1" x 2-1/4"	2-3/8"[1]	201, 511, 571, 711	Restoring	30-198	$0.00
	Radius corner, 1" x 2-1/4"	2-3/4"	201, 511, 571, 711	Restoring	30-193	$0.00
	Radius corner, 1" x 2-1/4"	2-3/8"[1]	201, 511, 571, 711	Restoring	30-199	$0.00
▪	Square corner, 1-1/8" x 2-1/4"	2-3/4"	161, 501, 511, 561, 581	Non-restoring	30-197	$0.00
	Square corner, 1-1/8" x 2-1/4"	2-3/8"[1]	161, 501, 511, 561, 581	Non-restoring	30-203	$0.00
	Square corner, 1" x 2-1/4"	2-3/4"	161, 501, 511, 561, 581	Non-restoring	30-195	$0.00
	Square corner, 1" x 2-1/4"	2-3/8"[1]	161, 501, 511, 561, 581	Non-restoring	30-201	$0.00
	Radius corner, 1" x 2-1/4"	2-3/4"	161, 501, 511, 561, 581	Non-restoring	30-196	$0.00
	Radius corner, 1" x 2-1/4"	2-3/8"[1]	161, 501, 511, 561, 581	Non-restoring	30-202	$0.00

1. 2-3/8" backset is furnished as a 1" faceplate standard.
2. W511 Standard offering is the Deadlatch 30-197, however if a Restoring Deadlatch is needed it will have to be ordered 30-194.

COMPLETE LOCKS

STRIKES

Locks furnished with a 1-1/4" x 4-7/8" ANSI Strike unless otherwise specified.

30-148	30-149	30-150	30-151
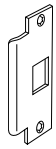	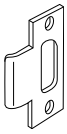	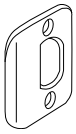	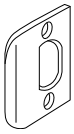

STRIKES				
Default	**Description**	**Lip length**	**Specify**	**Price adjustment**
▪	ANSI, 1-1/4" x 4-7/8" standard	1-3/8"	30-148	$0.00
	Square corner, T-strike 1-1/8" x 2-3/4"	1-3/8"	30-149	$0.00
	Radius corner, full lip strike 1-5/8" x 2-1/4"	1"	30-150	$0.00
	Square corner, full lip strike 1-5/8" x 2-1/4"	1"	30-151	$0.00

COMPLETE LOCKS

OPTIONS

PACK CYLINDERS LOOSE		
Description	**Specify**	**Price adjustment**
Pack cylinders loose in box	PCL	$0.00

COMPLETE LOCKS

LESS COMPONENTS

Deductions are applied to complete lock prices. When requesting a product “Less (LLL)” any attribute, the entire detailed ACN must be provided.

LOCKS LESS COMPONENTS		
Description	**Specify**	**Price adjustment**
Less latch	LLL for latch	-$9.00
Less strike	LLL for strike	-$9.00

MA SERIES
T SERIES
X SERIES
K SERIES
B SERIES
W SERIES
D100 SERIES
D200 SERIES
H2 SERIES
CYLINDERS/KEYS
PORTABLE
INDEX

PARTS

LATCHES					Available finishes									
					605	606	609	613	619	622	625	626	630	643e
					▪	▪	N/A	▪	▪	▪	▪	▪	N/A	▪
SPRING LATCH														
Default	**Faceplate description**	**Backset**	**Function(s)**		**Specify as sold separate**								**Price**	
					Part number				**Finish**					
▪	Square corner, 1-1/8" x 2-1/4"	2-3/4"	101, 301	Non-restoring	Q330-206				.[Finish]				$14.60	
	Square corner, 1-1/8" x 2-1/4"	2-3/8"	101, 301	Non-restoring	Q330-209				.[Finish]				$14.60	
	Square corner, 1" x 2-1/4"	2-3/4"	101, 301	Non-restoring	Q330-204				.[Finish]				$14.60	
	Square corner, 1" x 2-1/4"	2-3/8"	101, 301	Non-restoring	Q330-207				.[Finish]				$14.60	
	Radius corner, 1" x 2-1/4"	2-3/4"	101, 301	Non-restoring	Q330-205				.[Finish]				$14.60	
	Radius corner, 1" x 2-1/4"	2-3/8"	101, 301	Non-restoring	Q330-208				.[Finish]				$14.60	
DEADLATCH														
Default	**Faceplate description**	**Backset**	**Function(s)**		**Specify as sold separate**								**Price**	
					Part number				**Finish**					
▪	Square corner, 1-1/8" x 2-1/4"	2-3/4"	201, 511, 571, 711	Restoring	Q330-194				.[Finish]				$14.60	
	Square corner, 1-1/8" x 2-1/4"	2-3/8"[1]	201, 511, 571, 711	Restoring	Q330-200				.[Finish]				$14.60	
	Square corner, 1" x 2-1/4"	2-3/4"	201, 511, 571, 711	Restoring	Q330-192				.[Finish]				$14.60	
	Square corner, 1" x 2-1/4"	2-3/8"[1]	201, 511, 571, 711	Restoring	Q330-198				.[Finish]				$14.60	
	Radius corner, 1" x 2-1/4"	2-3/4"	201, 511, 571, 711	Restoring	Q330-193				.[Finish]				$14.60	
	Radius corner, 1" x 2-1/4"	2-3/8"[1]	201, 511, 571, 711	Restoring	Q330-199				.[Finish]				$14.60	
▪	Square corner, 1-1/8" x 2-1/4"	2-3/4"	161, 501, 511, 561, 581	Non-restoring	Q330-197				.[Finish]				$14.60	
	Square corner, 1-1/8" x 2-1/4"	2-3/8"[1]	161, 501, 511, 561, 581	Non-restoring	Q330-203				.[Finish]				$14.60	
	Square corner, 1" x 2-1/4"	2-3/4"	161, 501, 511, 561, 581	Non-restoring	Q330-195				.[Finish]				$14.60	
	Square corner, 1" x 2-1/4"	2-3/8"[1]	161, 501, 511, 561, 581	Non-restoring	Q330-201				.[Finish]				$14.60	
	Radius corner, 1" x 2-1/4"	2-3/4"	161, 501, 511, 561, 581	Non-restoring	Q330-196				.[Finish]				$14.60	
	Radius corner, 1" x 2-1/4"	2-3/8"[1]	161, 501, 511, 561, 581	Non-restoring	Q330-202				.[Finish]				$14.60	

STRIKES			Available finishes									
			605	606	609	613	619	622	625	626	630	643e
			▪	▪	N/A	▪	▪	▪	▪	▪	N/A	▪
Default	**Description**	**Lip length**	**Specify as sold separate**								**Price**	
			Part number				**Finish**					
▪	ANSI, 1-1/4" x 4-7/8" standard	1-3/8"	Q330-148				.[Finish]				$14.90	
	Square corner, T-strike 1-1/8" x 2-3/4"	1-3/8"	Q330-149				.[Finish]				$14.90	
	Radius corner, full lip strike 1-5/8" x 2-1/4"	1"	Q330-150				.[Finish]				$14.90	
	Square corner, full lip strike 1-5/8" x 2-1/4"	1"	Q330-151				.[Finish]				$14.90	

PARTS

MISCELLANEOUS PARTS		
Description	**Specify**	**Price**
Conventional cylinder tailpiece for all keyed functions	Q330-164	$5.90
SFIC Tailpiece (throw member for levers)	Q330-168	$6.00
SFIC Tailpiece (throw member for knobs)	Q330-169	$6.00
Inside spring cage kit	Q330-282	$14.20
Inside spring cage kit, small rose	Q330-448	$16.10
Outside spring cage kit, small rose	Q330-447	$16.10
Cylinder lever insert	Q033-026	$0.40

SCREW PACKS	Available finishes									
	605	606	609	613	619	622	625	626	630	643e
	▪	▪	N/A	▪	N/A	N/A	▪	▪	N/A	N/A
Description	**Specify**								**Price each**	
	Part number				**Finish**					
Screw pack	Q330-170				.[Finish]				$8.40	
Screw pack - knobs	Q005-085				.[Finish]				$8.40	
Screw pack - dummy trim	Q330-182				-				$5.90	
Screw pack - small rose	Q330-179				.[Finish]				$8.40	

this page intentionally blank

D100 SERIES
Grade 1 deadbolt

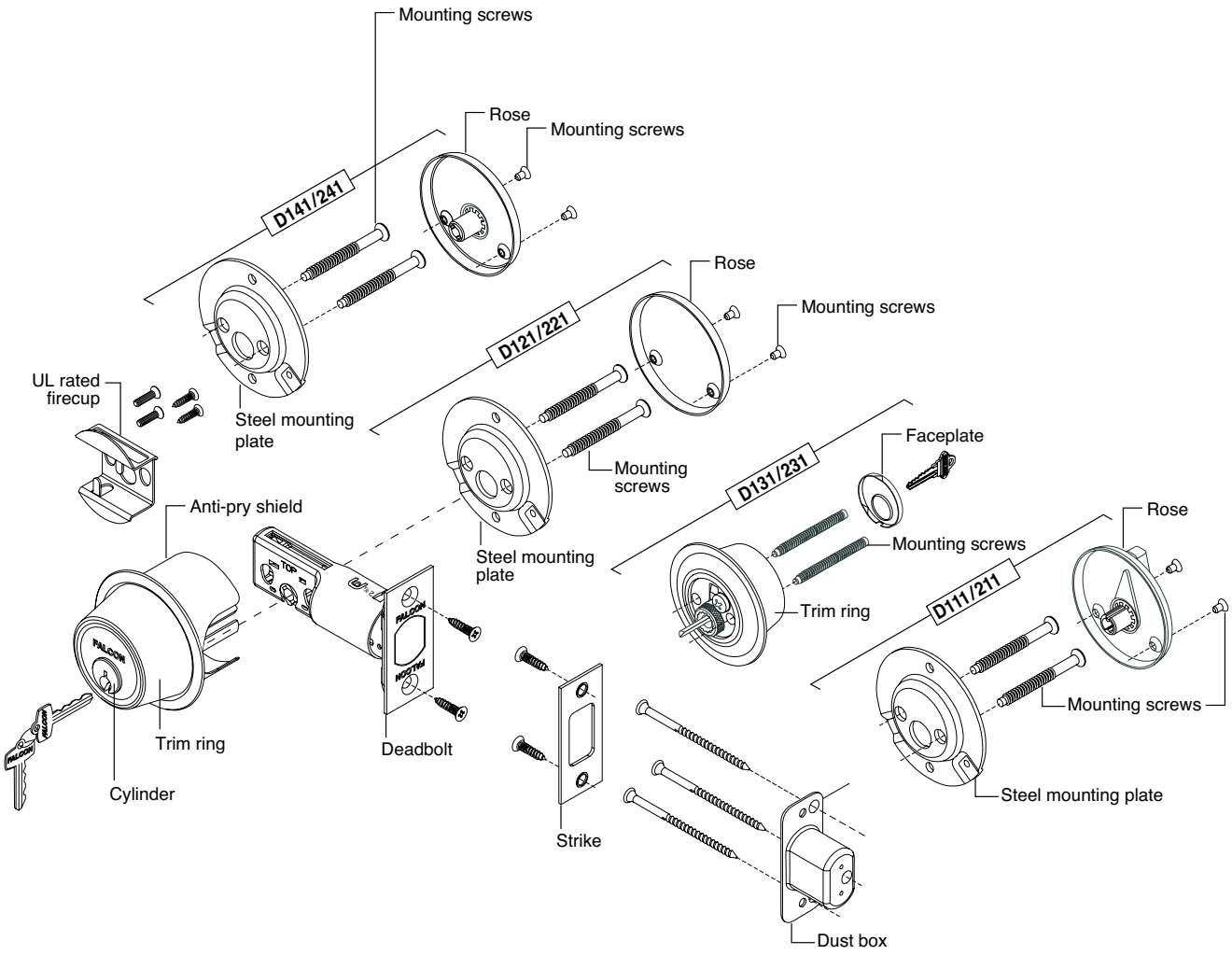

MA SERIES
T SERIES
X SERIES
K SERIES
B SERIES
W SERIES
D100 SERIES
D200 SERIES
H2 SERIES
CYLINDERS/KEYS
PORTABLE
INDEX

How to order

To order products, attribute values should be provided in the sequence shown below. Each value should be separated by a period.

			Required for all lock orders													
									Door dimensions			Options		Keying		
Line item	Quantity	Brand	Series + Function + Optional UL listed (F)	Cylinder type (keyed functions only)	Outside finish	Inside finish	Deadbolt	Strike	Door thickness	Extended	Strike lip length	Strike reinforcer	Box for ANSI strike	Keying code	Keyway	Pack keys independently
		1	2	3	4	5	6	7	8A	8B	8C	9A	9B	10A	10B	10C

Specifying dimensions:
Dimensions should be provided with the whole number followed by a dash and then the fraction of an inch. Example: 1-3/4.

Line Item

Quantity

1 **Brand:** Required only when specifying a product Less (LLL) any attribute.

2 **Series + Function + Optional UL listed (F):** Series combined with function. Choose from functions list (page 108).

3 **Cylinder type:** Specify cylinder code for keyed functions.

4 **Outside finish:** Required for all orders.

5 **Inside finish:** Specify only if different from the outside finish, or if specifying a product Less (LLL) any attribute.

6 **Deadbolt:** Leave blank to receive the default deadbolt. Specify part number if non-default deadbolt is required, or if specifying a product Less (LLL) any attribute. See page 113 for options.

7 **Strike:** Leave blank for default strike. Specify part number if non-default strike is required, or if specifying a product Less (LLL) any attribute. See page 113 for options.

8A **Door thickness:** 1-7/8" standard for conventional cylinder and thumbturn. 1-5/8" to 2-1/4" standard for SFIC cylinder. Specify only if non-standard door thickness is required. Specify with a DT prefix followed by the door thickness dimension. Example: DT1-3/4.

8B **Extended:** Specify for doors greater than 2". EE = Extended equally, EI = Extended inside, EO = Extended outside, ED = Extended differently (Extended different (ED).

8C **Strike lip length:** Leave blank for default strike lip length. Specify for non-default strike lip length or if specifying a product Less (LLL) any attribute. Specify with a LIP prefix followed by the lip length dimension. Example: LIP1-3/8.

9A–9B **Options:** Specify any desired options.

10A **Keying code:** Default keying code is dictated by the selected cylinder type. Leave blank to receive the default keying code, or specify for any other keying code. If ordering a product Less (LLL) any lock attribute, keying code must be specified.

10B **Keyway:** Default way is dictated by the selected cylinder type. Leave blank to receive the default keyway, or specify to order any other keyway. If ordering a product Less (LLL) any lock attribute, keying code must be specified.

10C **Pack keys independently:** Specify only when requesting that keys be packed independently.

Contents

D100 Series | Overview **105**
D100 Series | Functions **108**
D100 Series | Styles **109**
D100 Series | Configure a product **110**
Cylinder adjustments 112
Deadbolts 113
Strikes 113
Options 114
Less components 114
D100 Series | Parts **115**
Trim 115
Adapters 115
Deadbolts 116
Strikes 116
Individual screws 117
Screw packs 118

BAA/ARRA
Contact your local RSO or
Sales Rep. for ordering details

Product identification

D111F . P . 626

- 626 — Outside finish
- P — Cylinder

P	Conventional 6-pin cylinder, keyed 5
P6	Conventional 6-pin cylinder
P7	Conventional 7-pin cylinder
L6	Less conventional 6-pin cylinder
L7	Less conventional 7-pin cylinder
BB6	SFIC 6-pin BEST® capping
BB7	SFIC 7-pin BEST® capping
G6	SFIC 6-pin Falcon® slide capping
G7	SFIC 7-pin Falcon® slide capping
H	Refundable Construction SFIC
BDC	Disposable Construction SFIC
B	Less SFIC

SFIC = BEST® Style

- F — UL Listing
- 1 — Function
- D111 — Lock series

Finish codes and descriptions

BHMA code		Description
605	(US 3)	Bright Brass
606	(US 4)	Satin Brass
613	(US 10B)	Oil Rubbed Bronze
625	(US 26)	Bright Chrome
626	(US 26D)	Satin Chrome

Standard features

BHMA CERTIFIED

Certification	BHMA - ANSI A156.5, 2001, Grade 1 auxiliary lock, Available UL Listed for 3-Hour fire door
Deadbolt	1-1/8" x 2-1/4", square corner faceplate, 1" housing diameter, 1" throw
Strike	1-1/8" x 2-3/4", lipless, with box
Backset	2-3/8" and 2-3/4" adjustable
Cylinder	6-pin, solid brass, keyed 5-pin, Falcon G keyway, keyed different (KD)
Door range	1-3/8" – 1-7/8" standard cylinder and thumbturn only; 1-5/8" – 2-1/4" interchangeable core cylinder
Keys	Two, nickel silver cut keys per lock, Falcon G keyway
Reinforcement	Metal dust box reinforcer with three - 3" screws
Trim ring	1" Wrought brass or bronze, reinforced with security insert

MA SERIES
T SERIES
X SERIES
K SERIES
B SERIES
W SERIES
D100 SERIES
D200 SERIES
H2 SERIES
CYLINDERS/KEYS
PORTABLE
INDEX

BHMA / ANSI A156.5, 2001, Grade 1 bored deadbolt locks

KEYLESS

FALCON ANSI

D151

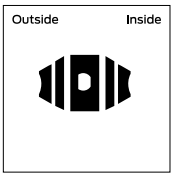

Turn x turn
Deadbolt thrown or retracted by turn unit from either side. Application for shelters. Bolt automatically deadlocks when fully thrown.

KEYED, SINGLE CYLINDER

FALCON ANSI

D111P E0171

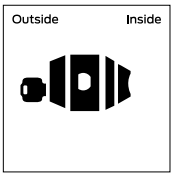

Classroom function
Deadbolt thrown or retracted by key from outside. Inside turn will only retract bolt. Bolt automatically deadlocks when fully thrown.

D121P E0161

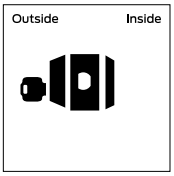

Single cylinder x rose
Deadbolt thrown or retracted by key only. Blank plate inside. Bolt automatically deadlocks when fully thrown.

D141P E0151

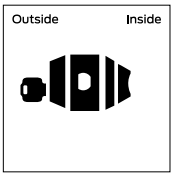

Single cylinder x thumbturn
Deadbolt thrown or retracted by key or by turn. Bolt automatically deadlocks when fully thrown.

KEYED, DOUBLE CYLINDER

FALCON ANSI

D131P E0141

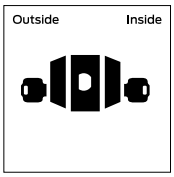

Double cylinder
Deadbolt thrown or retracted by key from either side. Bolt automatically deadlocks when fully thrown.

DEADLATCH DESIGN

Outside cylinder trim

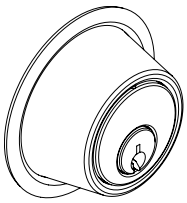

Inside cylinder trim

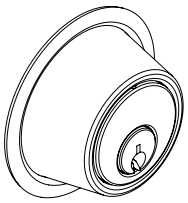

Rose & Turn

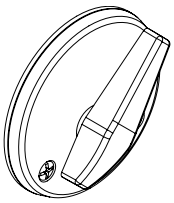

FINISH AVAILABILITY	Bright Brass (605)	Satin Brass (606)	Oil Rubbed Bronze (613)	Satin Nickel (619)	Matte Black (622)	Bright Chrome (625)	Satin Chrome (626)	Bright Stainless Steel (629)	Satin Stainless Steel (630)	Aged Bronze (643e)
DEADBOLT										
D100 Series deadbolt	605	606	613	-	-	625	626	-	-	-
CYLINDER FINISHES										
COMPLETE LOCK FINISH	**605**	**606**	**613**	**619**	**622**[1]	**625**	**626**	**629**	**630**	**643E**
Coordinating conventional cylinder										
Plug component	606	606	606	626	622	626	626	626	626	522
Housing faceplate component	605	606	522	619	622	625	626	629	630	316
Coordinating FSIC/SFIC cylinder										
Plug (lower) component	605	606	522	626	622	625	626	-	-	522
Core face (upper) component	605	606	522	626	622	625	626	-	-	522
Housing faceplate component	605	606	321	619	622	625	626	-	-	316

1. Available in Falcon G keyway only.
2. 522 is a simulated 613 finish.

MA SERIES
T SERIES
X SERIES
K SERIES
B SERIES
W SERIES
D100 SERIES
D200 SERIES
H2 SERIES
CYLINDERS/KEYS
PORTABLE
INDEX

You can **configure and price a full range of products** using the tables and rules shown in this section.

The pricing of locks in this section includes the P cylinder in an open keyway (where applicable), default deadbolt, strike, and a 1-3/4" thick door. Additional modifications are available using the rules and price adjustments on the subsequent pages.

How to order:

- All applicable product attributes must be provided in the order shown below
- Each value must separated by a period
- If requesting a product "Less (LLL)" any attribute, the entire detailed ACN must be provided
- Fractions will be written with the "/" symbol separating the numerator and the denominator (example 1/2)
- For dimensions that contain a whole number and a fraction, a hyphen "-" will be added after the whole number and before the fraction (example 2-1/2)
- For two dimensions represented together, such as length and width, the values would be separated by an "x" with no spaces
- Finishes should be listed using their BHMA finish as shown in this book

	Required for all lock orders						Door dimensions			Options		Keying		
Brand	Series + Function + Optional UL listed (F)	Cylinder type (keyed functions only)	Outside finish	Inside finish	Deadbolt	Strike	Door thickness	Extended	Strike lip length	Strike reinforcer	Box for ANSI strike	Keying code	Keyway	Pack keys independently
1	2	3	4	5	6	7	8A	8B	8C	9A	9B	10A	10B	10C

If ordering a product "Less (LLL)" any attribute, values for each attribute must be provided.

Only required if different than outside finish

Only required when deviating from the product's default. Specify only the deviated attribute(s).

Only required when deviating from the product's default. Specify only the deviated attribute(s).

EXAMPLE:

D121	. P	. 626	. 10-092
2	3	4	7

Selected strike is different than the default strike

COMPLETE LOCKS			FINISHES	
Split finishes and designs will be priced at the highest list price of the design and/or finish. Keyed function pricing based on P cylinder with open Falcon G keyway. See next page for additional cylinder and keyway options.			626	605 606 613 625
SERIES + FUNCTION	**CYL**	**DESCRIPTION**		
KEYLESS				
D151		Turn x turn	$144.00	$150.00
D151F		UL Listed turn x turn	$144.00	$150.00
KEYED, SINGLE CYLINDER				
D111	P	Classroom function	$197.00	$203.00
D111F	P	UL Listed classroom function	$197.00	$203.00
D121	P	Single cylinder x rose	$174.00	$180.00
D121F	P	UL Listed single cylinder x rose	$174.00	$180.00
D141	P	Single cylinder x thumbturn	$174.00	$180.00
D141F	P	UL Listed single cylinder x thumbturn	$174.00	$180.00
KEYED, DOUBLE CYLINDER				
D131	P	Double cylinder	$225.00	$231.00

MA SERIES
T SERIES
X SERIES
K SERIES
B SERIES
W SERIES
D100 SERIES
D200 SERIES
H2 SERIES
CYLINDERS/KEYS
PORTABLE
INDEX

COMPLETE LOCKS

CYLINDER ADJUSTMENTS

Keyed locks on the previous page are priced including the P cylinder with open Falcon G keyway. Provided below are pricing adjustments based on other available cylinder types.

For complete details on cylinders, tailpieces, keying and keys, including cylinders sold separate, see the Cylinders and Keys sections.

CYLINDER ADJUSTMENTS					
Description	**Specify**	**Single cylinder function Price adjustment**		**Double cylinder function Price adjustment**	
		Open	**Restricted**	**Open**	**Restricted**
Conventional 6-pin cylinder, keyed 5	P	$0.00	$15.20	$0.00	$30.40
Conventional 6-pin cylinder	P6	$0.00	$15.20	$0.00	$30.40
Conventional 7-pin cylinder	P7	$16.30	$31.50	$32.60	$63.00
Less conventional 6-pin cylinder	L6	-$32.30		-$64.60	
Less conventional 7-pin cylinder	L7	-$32.30		-$64.60	
SFIC 6-pin BEST® capping	BB6	$60.00	$75.20	$120.00	$150.40
SFIC 7-pin BEST® capping	BB7	$60.00	$75.20	$120.00	$150.40
SFIC 6-pin Falcon® slide capping	G6	$60.00	$75.20	$120.00	$150.40
SFIC 7-pin Falcon® slide capping	G7	$60.00	$75.20	$120.00	$150.40
Refundable Construction SFIC 6-pin	H	$60.00	N/A	$120.00	N/A
Disposable Construction SFIC	BDC	$0.00	N/A	$0.00	N/A
Less SFIC	B	$0.00		$0.00	

COMPLETE LOCKS

DEADBOLTS

Specify on order only if requesting an option other than the default.

Square corner	1/4" Radius	Drive-in
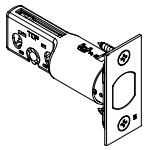	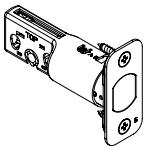	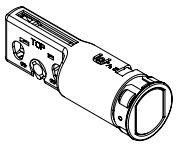

DEADBOLTS				
NON FIRE-RATED LOCKS				
Default	**Faceplate description**	**Backset**	**Specify**	**Price adjustment**
▪	Square corner, 1-1/8" x 2-1/4", standard, 1" housing diameter	Adjustable 2-3/8" or 2-3/4"	30-256	$0.00
	Square corner, 1" x 2-1/4", 1" housing diameter	Adjustable 2-3/8" or 2-3/4"	30-176	$0.00
	1/4" Radius round corner, 1" x 2-1/4", 1" housing diameter	Adjustable 2-3/8" or 2-3/4"	30-178	$0.00
	Circular, Drive-In bolt, 626 only, 1" housing diameter	Adjustable 2-3/8" or 2-3/4"	30-257	$0.00
FIRE-RATED (UL LISTED) LOCKS				
Default	**Faceplate description**	**Backset**	**Specify**	**Price adjustment**
▪	Square corner, 1-1/8" x 2-1/4", standard, 1" housing diameter	Adjustable 2-3/8" or 2-3/4" UL	30-174	$0.00
	Square corner, 1" x 2-1/4", 1" housing diameter	Adjustable 2-3/8" or 2-3/4" UL	30-172	$0.00
	Circular, Drive-In bolt, 626 only, 1" housing diameter	Adjustable 2-3/8" or 2-3/4" UL	30-259	$0.00

COMPLETE LOCKS

STRIKES

Specify on order only if requesting an option other than the default.

10-094	10-087	10-064	10-092	10-095
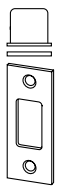			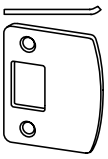	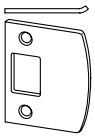

STRIKES				
Default	**Description**	**Lip length**	**Specify**	**Price adjustment**
▪	Square corner with metal dust box, 1-1/8" x 2-3/4", standard	-	10-094	$0.00
	ANSI, 1-1/4" x 4-7/8", with box	1-1/8"	10-087	$8.70
	Drive-in thimble strike, 1-3/16" diameter	1"	10-064	$0.00
	Full lip, 1/4" radius corner, 1-5/8" x 2-1/4", no box	1-5/16"	10-092	$0.00
	Full lip, square corner, 1-5/8" x 2-1/4", no box	-	10-095	$0.00
	1-1/8" Square corner and strike	-	5075	$0.00

MA SERIES
T SERIES
X SERIES
K SERIES
B SERIES
W SERIES
D100 SERIES
D200 SERIES
H2 SERIES
CYLINDERS/KEYS
PORTABLE
INDEX

COMPLETE LOCKS OPTIONS

STRIKE REINFORCER		
Description	**Specify**	**Price adjustment**
Strike reinforcer used with 10-094	37-016	$0.00
BOX FOR ANSI STRIKE		
Description	**Specify**	**Price adjustment**
ANSI Dust box 1" deep	005099-000	$0.00

COMPLETE LOCKS LESS COMPONENTS

Deductions are applied to complete lock prices. When requesting a product “Less (LLL)” any attribute, the entire detailed ACN must be provided.

LOCKS LESS COMPONENTS		
Description	**Specify**	**Price adjustment**
Less deadbolt	LLL	-$15.10
Less strike	LLL for strike	-$4.70

PARTS

TRIM			
Rose & Turn	Mounting plate	Rose	
	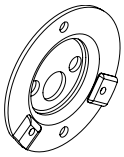	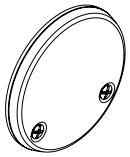	

Available finishes	605	606	609	613	619	622	625	626	630	643e
	▪	▪	N/A	▪	N/A	N/A	▪	▪	N/A	N/A

Description	Specify		Price each
	Part number	Finish	
Rose & Turn	B302-041	.[Finish]	$64.20
Rose & Turn (D111)	B302-045	.[Finish]	$64.20
Blank rose (D121)	12-626	.[Finish]	$36.60
Mounting plate for rose and rose & turn	B600-018	.[Finish]	$14.80

ADAPTERS			
38-031	B520-649	B520-650	
	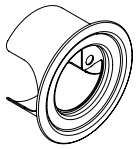	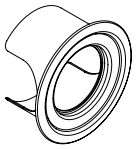	

Available finishes	605	606	609	613	619	622	625	626	630	643e
	▪	▪	N/A	▪	N/A	N/A	▪	▪	N/A	N/A

Description	Specify		Price each (per finish)
	Part number	Finish	
2-1/2" diameter adapter ring for 2-1/8" door prep, for under cylinder	38-031	.[Finish]	$27.50
Trim ring with shield for D131/D141	B520-649	.[Finish]	$34.00
Trim ring with shield for IC functions	B520-650	.[Finish]	$34.00
1-3/8" IC Core thin door shim kit, contains 36-066 & 36-068	36-071	.[Finish]	$20.90

MA SERIES
T SERIES
X SERIES
K SERIES
B SERIES
W SERIES
D100 SERIES
D200 SERIES
H2 SERIES
CYLINDERS/KEYS
PORTABLE
INDEX

PARTS

DEADBOLTS

Square corner	1/4" Radius	Drive-in
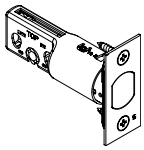	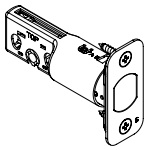	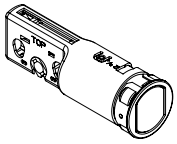

Available finishes	605	606	609	613	619	622	625	626	630	643e
	▪	▪	N/A	▪	N/A	N/A	▪	▪	N/A	N/A

Description	Specify		Price each
	Part number	Finish	
Square corner, 1-1/8" x 2-1/4" faceplate, 2-3/8" or 2-3/4" universal housing diameter	Q330-256	.[Finish]	$22.40
Square corner, 1" x 2-1/4" faceplate, 2-3/8" or 2-3/4" universal housing diameter	Q330-176	.[Finish]	$22.40
1/4" radius corner, 1" x 2-1/4" faceplate, 2-3/8" or 2-3/4" universal housing diameter	Q330-178	.[Finish]	$22.40
1" circular drive-in, 2-3/8" or 2-3/4" universal housing diameter, 626 finish only	Q330-257	-	$22.40

STRIKES

10-087	10-094	10-092	10-095	10-064
	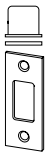	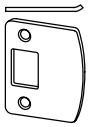	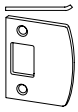	

Available finishes	605	606	609	613	619	622	625	626	630	643e
	▪	▪	N/A	▪	N/A	N/A	▪	▪	N/A	N/A

Description	Lip Length	Specify		Price each
		Part number	Finish	
ANSI, 1-1/4" x 4-7/8, with box	1-1/8"	10-087	.[Finish]	$33.10
Square corner with metal dust box, 1-1/8" x 2-3/4"	-	10-094	.[Finish]	$17.10
Full lip, 1/4" radius corner, 1-5/8" x 2-1/4", no box	1-5/16"	10-092	.[Finish]	$11.00
Full lip, square corner, 1-5/8" x 2-1/4", no box	1-5/16"	10-095	.[Finish]	$11.00
Drive-in, thimble strike, 1-3/16" deep	-	10-064	.[Finish]	$24.20
2" Strike mounting screws	-	J250-028	-	$3.00

PARTS

INDIVIDUAL SCREWS PH = Phillips head POH machine = Phillips oval head PFH = Phillips flat head	Available finishes									
	605	606	609	613	619	622	625	626	630	643e
	▪	▪	N/A	▪	N/A	N/A	▪	▪	N/A	N/A

KEYED, SINGLE CONVENTIONAL CYLINDER

Description		Application		Specify		Price each Order in multiples of 100
Size	**Type**	**Use with:**	**Door thickness**	**Part number**	**Finish**	
1/4"-28 x 1-15/16"	POH machine	Mounting	1-3/8" – 1-3/4"	B600-100	-	$3.50
1/4"-28 x 2.425"	POH machine	Mounting	over 1-3/4"	B600-101	-	$3.50
6-32 x 1/4"	PH machine	Turn	-	B600-066	.[Finish]	$3.50
10-32 x 3/8"	PH machine	Anti-pry shield	-	B520-298	-	$1.10

KEYED, SINGLE SFIC CYLINDER

Description		Application		Specify		Price each Order in multiples of 100
Size	**Type**	**Use with:**	**Door thickness**	**Part number**	**Finish**	
1/4"-28 x 1-15/16"	POH machine	Mounting	1-3/8" – 2-1/4"	B600-100	-	$3.50
6-32 x 1/4"	PH machine	Turn	-	B600-066	.[Finish]	$3.50

KEYED, DOUBLE CONVENTIONAL CYLINDER

Description		Application		Specify		Price each Order in multiples of 100
Size	**Type**	**Use with:**	**Door thickness**	**Part number**	**Finish**	
1/4"-28 x 3-13/16"	PH machine	Mounting	1-3/8" – 1-3/4"	B600-047	-	$3.50
1/4"-28 x 3-29/64"	PH machine	Mounting	over 1-3/4"	B600-078	-	$3.50
10-32 x 3/8"	PH machine	Anti-pry shield	-	B520-298	-	$1.10

KEYED, DOUBLE SFIC CYLINDER

Description		Application		Specify		Price each Order in multiples of 100
Size	**Type**	**Use with:**	**Door thickness**	**Part number**	**Finish**	
1/4"-28 x 3-61/64"	PH machine	Mounting	1-3/8" – 2-1/4"	B600-053	-	$3.50
10-32 x 3/8"	PH machine	Anti-pry shield	-	B520-298	-	$1.10

ALL FUNCTIONS

Description		Application		Specify		Price each Order in multiples of 100
Size	**Type**	**Use with:**	**Door thickness**	**Part number**	**Finish**	
#8 x 3/4"	PFH combo	Deadbolt and strike screw	-	C603-897	.[Finish]	$1.30
#8 x 2"	PFH wood	2" Strike screw	-	J250-028	-	$3.00
#12 x 3"	PFH wood	3" Metal dust box screw	-	R525-256	-	$3.00

MA SERIES
T SERIES
X SERIES
K SERIES
B SERIES
W SERIES
D100 SERIES
D200 SERIES
H2 SERIES
CYLINDERS/KEYS
PORTABLE
INDEX

PARTS

SCREW PACKS	Available finishes									
	605	606	609	613	619	622	625	626	630	643e
	▪	▪	N/A	▪	N/A	N/A	▪	▪	N/A	N/A

KEYED, SINGLE CONVENTIONAL CYLINDER

Door thickness	Contents	Specify		Price each
		Part number	Finish	
1-3/8" – 1-3/4"	(1) B600-018 (2) B600-066 (2) B600-100 (4) C603-897	61-500	.[Finish]	$21.10
over 1-3/4" – 2-1/4"	(1) B600-018 (2) B600-066 (2) B600-101 (4) C603-897	61-501	.[Finish]	$21.10

KEYED, SINGLE SFIC CYLINDER

Door thickness	Contents	Specify		Price each
		Part number	Finish	
1-3/8" – 2"	(1) B600-018 (2) B600-066 (2) B600-100 (4) C603-897	61-500	.[Finish]	$21.10

KEYED, DOUBLE CONVENTIONAL CYLINDER

Door thickness	Contents	Specify		Price each
		Part number	Finish	
1-3/8" – 1-3/4"	(2) B600-047 (4) C603-897	61-502	.[Finish]	$16.20
over 1-3/4" – 2-1/4"	(2) B600-078 (4) C603-897	61-503	.[Finish]	$16.20

KEYED, DOUBLE SFIC CYLINDER

Door thickness	Contents	Specify		Price each
		Part number	Finish	
1-3/8" – 2"	(2) B600-053 (4) C603-897	61-507	.[Finish]	$16.20

D200 SERIES
Grade 2 deadbolt

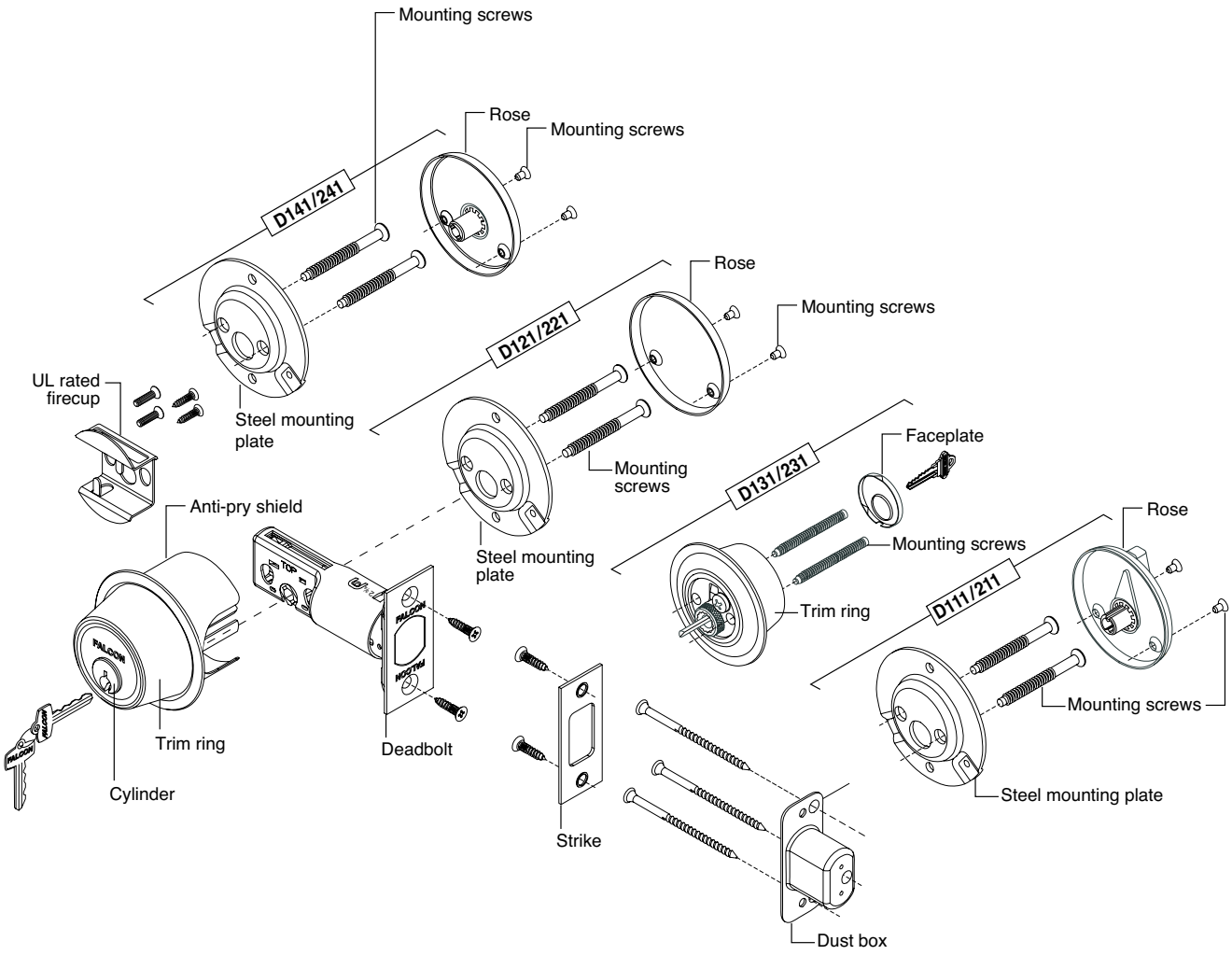

MA SERIES
T SERIES
X SERIES
K SERIES
B SERIES
W SERIES
D100 SERIES
D200 SERIES
H2 SERIES
CYLINDERS/KEYS
PORTABLE
INDEX

How to order

To order products, attribute values should be provided in the sequence shown below. Each value should be separated by a period.

			Required for all lock orders														
									Door dimensions			Options			Keying		
Line item	Quantity	Brand	Series + Function + Optional UL listed (F)	Cylinder type (keyed functions only)	Outside finish	Inside finish	Deadbolt	Strike	Door thickness	Extended	Strike lip length	Strike reinforcer	Box for ANSI strike	Emergency release key	Keying code	Keyway	Pack keys independently
		1	2	3	4	5	6	7	8A	8B	8C	9A	9B	9C	10A	10B	10C

Specifying dimensions:
Dimensions should be provided with the whole number followed by a dash and then the fraction of an inch. Example: 1-3/4.

Line Item

Quantity

1 **Brand:** Required only when specifying a product Less (LLL) any attribute.

2 **Series + Function + Optional UL listed (F):** Series combined with function. Choose from functions list (page 122).

3 **Cylinder type:** Specify cylinder code for keyed functions.

4 **Outside finish:** Required for all orders.

5 **Inside finish:** Specify only if different from the outside finish, or if specifying a product Less (LLL) any attribute.

6 **Deadbolt:** Leave blank to receive the default deadbolt. Specify part number if non-default deadbolt is required, or if specifying a product Less (LLL) any attribute. See page 127 for options.

7 **Strike:** Leave blank for default strike. Specify part number if non-default strike is required, or if specifying a product Less (LLL) any attribute. See page 127 for options.

8A **Door thickness:** 1-7/8" standard for conventional cylinder and thumbturn. 1-5/8" to 2-1/4" standard for SFIC cylinder. Specify only if non-standard door thickness is required. Specify with a DT prefix followed by the door thickness dimension. Example: DT1-3/4.

8B **Extended:** Specify for doors greater than 2". EE = Extended equally, EI = Extended inside, EO = Extended outside, ED = Extended differently (Extended different (ED).

8C **Strike lip length:** Leave blank for default strike lip length. Specify for non-default strike lip length or if specifying a product Less (LLL) any attribute. Specify with a LIP prefix followed by the lip length dimension. Example: LIP1-3/8.

9A–9C **Options:** Specify any desired options.

10A **Keying code:** Default keying code is dictated by the selected cylinder type. Leave blank to receive the default keying code, or specify for any other keying code. If ordering a product Less (LLL) any lock attribute, keying code must be specified.

10B **Keyway:** Default way is dictated by the selected cylinder type. Leave blank to receive the default keyway, or specify to order any other keyway. If ordering a product Less (LLL) any lock attribute, keying code must be specified.

10C **Pack keys independently:** Specify only when requesting that keys be packed independently.

Contents

D200 Series | Overview **119**
D200 Series | Functions **122**
D200 Series | Styles **123**
D200 Series | Configure a product **124**
Cylinder adjustments 126
Deadbolts 127
Strikes 127
Options 128
Less components 128
D200 Series | Parts **129**
Trim 129
Adapters 129
Keys - emergency for occupancy indicator 129
Deadbolts 130
Strikes 130
Individual screws 131
Screw packs 132

BAA/ARRA
Contact your local RSO or
Sales Rep. for ordering details

Product identification

D211F . P . 626

- Outside finish
- Cylinder
  - P Conventional 6-pin cylinder, keyed 5
  - P6 Conventional 6-pin cylinder
  - P7 Conventional 7-pin cylinder
  - L Less conventional 6-pin cylinder
  - L7 Less conventional 7-pin cylinder
  - BB6 SFIC 6-pin BEST® capping
  - BB7 SFIC 7-pin BEST® capping
  - G6 SFIC 6-pin Falcon® slide capping
  - G7 SFIC 7-pin Falcon® slide capping
  - H Refundable Construction SFIC
  - BDC Disposable Construction SFIC
  - B Less SFIC

  SFIC = BEST® Style
- UL Listing
- Function
- Lock series

Finish codes and descriptions

BHMA code		Description
605	(US 3)	Bright Brass
606	(US 4)	Satin Brass
613	(US 10B)	Oil Rubbed Bronze
619	(US 15)	Satin Nickel
622	(US 19)	Matte Black
625	(US 26)	Bright Chrome
626	(US 26D)	Satin Chrome
643e	(US 11)	Aged Bronze

Standard features

BHMA CERTIFIED

Certification	BHMA - ANSI A156.5, 2001, Grade 2 (except D261M) auxiliary lock, Available UL Listed for 3-Hour fire door
Deadbolt	1-1/8" x 2-1/4", square corner faceplate, 1" housing diameter, 1" throw
Strike	1-1/8" x 2-3/4", lipless, with box
Backset	2-3/8" and 2-3/4" adjustable
Cylinder	6-pin, solid brass, keyed 5-pin, Falcon G keyway, keyed different (KD)
Door range	1-3/8" – 2-1/4" standard cylinder or thumbturn only; 1-5/8" – 2" interchangeable core cylinder
Keys	Two, nickel silver cut keys per lock, Falcon G keyway
Reinforcement	Metal dust box reinforcer with three 3" screws
Trim ring	1" Wrought brass or bronze, reinforced with security insert

MA SERIES
T SERIES
X SERIES
K SERIES
B SERIES
W SERIES
D100 SERIES
D200 SERIES
H2 SERIES
CYLINDERS/KEYS
PORTABLE
INDEX

BHMA / ANSI A156.5, 2001, Grade 2 bored deadbolt locks

KEYLESS

FALCON ANSI

D251

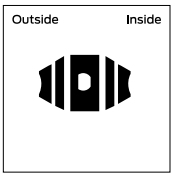

Thumbturn x thumbturn
Deadbolt thrown or retracted by turn unit from either side. Application for storm shelters. Bolt automatically deadlocks when fully thrown.

D261 E0192

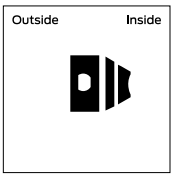

Thumbturn, inside only
Deadbolt thrown or retracted by turn unit only. No outside trim. Bolt automatically deadlocks when fully thrown.

D261M E01112

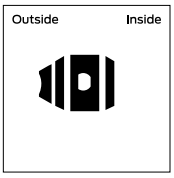

Thumbturn, inside x rose
Deadbolt thrown or retracted by turn unit only. Outside blank rose. Bolt automatically deadlocks when fully thrown.

D271

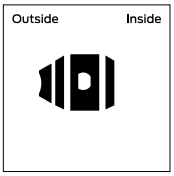

Thumbturn x occupancy indicator
Deadbolt thrown or retracted by turn unit only. Occupancy indicator on outside (reads either in use or vacant with color coding). Bolt automatically deadlocks when fully thrown.

Note: This function is not UL listed.

KEYED, SINGLE CYLINDER

FALCON ANSI

D211P E0172

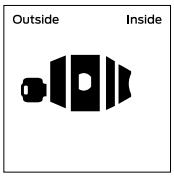

Classroom function
Deadbolt thrown or retracted by key from outside. Inside turn will only retract bolt. Bolt automatically deadlocks when fully thrown.

D221P E0162

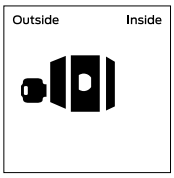

Single cylinder x rose
Deadbolt thrown or retracted by key only. Blank plate inside. Bolt automatically deadlocks when fully thrown.

D241P E0152

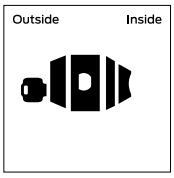

Single cylinder x turn
Deadbolt thrown or retracted by key or by turn. Bolt automatically deadlocks when fully thrown.

KEYED, DOUBLE CYLINDER

FALCON ANSI

D231P E0142

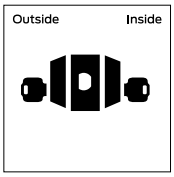

Double cylinder
Deadbolt thrown or retracted by key from either side. Bolt automatically deadlocks when fully thrown.

Caution: Double cylinder locks on residences and any door in any structure which is used for egress are a life safety hazard in times of emergency and their use is not recommended. Installation should be in accordance with existing codes only.

DEADLATCH DESIGN

Outside cylinder trim

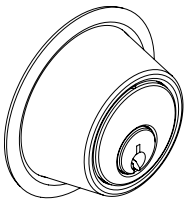

Inside cylinder trim

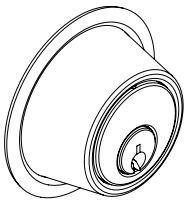

Rose & Turn

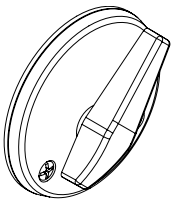

FINISH AVAILABILITY	Bright Brass (605)	Satin Brass (606)	Oil Rubbed Bronze (613)	Satin Nickel (619)	Matte Black (622)	Bright Chrome (625)	Satin Chrome (626)	Bright Stainless Steel (629)	Satin Stainless Steel (630)	Aged Bronze (643e)
DEADBOLT										
D200 Series deadbolt	605	606	613	619	622	625	626	-	-	643e
CYLINDER FINISHES										
COMPLETE LOCK FINISH	**605**	**606**	**613**	**619**	**622**[1]	**625**	**626**	**629**	**630**	**643E**
Coordinating conventional cylinder										
Plug component	606	606	606	626	622	626	626	626	626	522
Housing faceplate component	605	606	522	619	622	625	626	629	630	316
Coordinating FSIC/SFIC cylinder										
Plug (lower) component	605	606	522	626	622	625	626	-	-	522
Core face (upper) component	605	606	522	626	622	625	626	-	-	522
Housing faceplate component	605	606	321	619	622	625	626	-	-	316

1. Available in Falcon G keyway only.
2. 522 is a simulated 613 finish.

MA SERIES
T SERIES
X SERIES
K SERIES
B SERIES
W SERIES
D100 SERIES
D200 SERIES
H2 SERIES
CYLINDERS/KEYS
PORTABLE
INDEX

You can **configure and price a full range of products** using the tables and rules shown in this section.

The pricing of locks in this section includes the P cylinder in an open keyway (where applicable), default deadbolt, strike, and a 1-3/4" thick door. Additional modifications are available using the rules and price adjustments on the subsequent pages.

How to order:

- All applicable product attributes must be provided in the order shown below
- Each value must separated by a period
- If requesting a product "Less (LLL)" any attribute, the entire detailed ACN must be provided
- Fractions will be written with the "/" symbol separating the numerator and the denominator (example 1/2)
- For dimensions that contain a whole number and a fraction, a hyphen "-" will be added after the whole number and before the fraction (example 2-1/2)
- For two dimensions represented together, such as length and width, the values would be separated by an "x" with no spaces
- Finishes should be listed using their BHMA finish as shown in this book

	Required for all lock orders						Door dimensions			Options			Keying		
Brand	Series + Function + Optional UL listed (F)	Cylinder type (keyed functions only)	Outside finish	Inside finish	Deadbolt	Strike	Door thickness	Extended	Strike lip length	Strike reinforcer	Box for ANSI strike	Emergency release key	Keying code	Keyway	Pack keys independently
1	2	3	4	5	6	7	8A	8B	8C	9A	9B	9C	10A	10B	10C

If ordering a product "Less (LLL)" any attribute, values for each attribute must be provided.

Only required if different than outside finish

Only required when deviating from the product's default. Specify only the deviated attribute(s).

Only required when deviating from the product's default. Specify only the deviated attribute(s).

EXAMPLE:

D221	. P	. 626	. 10-092
2	3	4	7

Selected strike is different than the default strike

COMPLETE LOCKS			FINISHES	
F suffix listed with the Series and Function indicates that the lock is UL listed. Split finishes and designs will be priced at the highest list price of the design and/or finish. Keyed function pricing based on cylinder with open Falcon G keyway. See next page for additional cylinder and keyway options. **SERIES + FUNCTION**	**CYL**	**DESCRIPTION**	626 643e	605 606 613 619 622 625
KEYLESS				
D251		Thumbturn x thumbturn	$78.00	$84.00
D251F		UL Listed thumbturn x thumbturn	$78.00	$84.00
D261		Thumbturn, inside only	$78.00	$84.00
D261F		UL Listed thumbturn, inside only	$78.00	$84.00
D261M		Thumbturn, inside x rose	$78.00	$84.00
D261MF		UL Listed thumbturn, inside x rose	$78.00	$84.00
D271[1]		Thumbturn x occupancy indicator	$79.00	$85.00
KEYED, SINGLE CYLINDER				
D211	P	Classroom function	$105.00	$111.00
D211F	P	UL Listed classroom function	$105.00	$111.00
D221	P	Single cylinder x rose	$101.00	$107.00
D221F	P	UL Listed single cylinder x rose	$101.00	$107.00
D241	P	Single cylinder x turn	$101.00	$107.00
D241F	P	UL Listed single cylinder x turn	$101.00	$107.00
KEYED, DOUBLE CYLINDER[2]				
D231	P	Double cylinder	$132.00	$138.00

1. D271 Occupancy Indicator deadbolt is shipped with emergency key (61-509) and instructions.
2. Caution: Double cylinder locks on residences and any door in any structure which is used for egress are a life safety hazard in times of emergency and their use is not recommended. Installation should be in accordance with existing codes only.

MA SERIES
T SERIES
X SERIES
K SERIES
B SERIES
W SERIES
D100 SERIES
D200 SERIES
H2 SERIES
CYLINDERS/KEYS
PORTABLE
INDEX

COMPLETE LOCKS

CYLINDER ADJUSTMENTS

Keyed locks on the previous page are priced including the P cylinder with open Falcon G keyway. Provided below are pricing adjustments based on other available cylinder types.

For complete details on cylinders, tailpieces, keying and keys, including cylinders sold separate, see the Cylinders and Keys sections.

CYLINDER ADJUSTMENTS					
Description	**Specify**	**Single cylinder function Price adjustment**		**Double cylinder function Price adjustment**	
		Open	**Restricted**	**Open**	**Restricted**
Conventional 6-pin cylinder, keyed 5	P	$0.00	$15.20	$0.00	$30.40
Conventional 6-pin cylinder	P6	$0.00	$15.20	$0.00	$30.40
Conventional 7-pin cylinder	P7	$16.30	$31.50	$32.60	$63.00
Less conventional 6-pin cylinder	L	-$30.90		-$61.80	
Less conventional 7-pin cylinder	L7	-$30.90		-$61.80	
Conventional 6-pin competitor keyway cylinder	P6	$8.20		$8.20	
SFIC 6-pin BEST® capping	BB6	$60.00	$75.20	$120.00	$150.40
SFIC 7-pin BEST® capping	BB7	$60.00	$75.20	$120.00	$150.40
SFIC 6-pin Falcon® slide capping	G6	$60.00	$75.20	$120.00	$150.40
SFIC 7-pin Falcon® slide capping	G7	$60.00	$75.20	$120.00	$150.40
Refundable Construction SFIC	H	$60.00	N/A	$120.00	N/A
Disposable Construction SFIC	BDC	$0.00	N/A	$0.00	N/A
Less SFIC	B	$0.00		$0.00	

COMPLETE LOCKS DEADBOLTS

Specify on order only if requesting an option other than the default.

Square corner	1/4" Radius	Drive-in
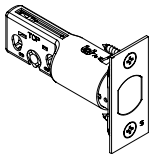	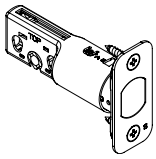	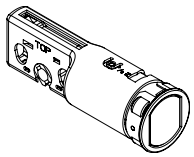

DEADBOLTS				
NON FIRE-RATED LOCKS				
Default	**Faceplate description**	**Backset**	**Specify**	**Price adjustment**
▪	Square corner, 1-1/8" x 2-1/4", standard, 1" housing diameter	Adjustable 2-3/8" or 2-3/4"	30-253	$0.00
	Square corner, 1" x 2-1/4", 1" housing diameter	Adjustable 2-3/8" or 2-3/4"	30-175	$0.00
	1/4" Radius round corner, 1" x 2-1/4", 1" housing diameter	Adjustable 2-3/8" or 2-3/4"	30-177	$0.00
	Circular, Drive-In bolt, 626 only, 1" housing diameter	Adjustable 2-3/8" or 2-3/4"	30-254	$0.00
FIRE-RATED (UL LISTED) LOCKS				
Default	**Faceplate description**	**Backset**	**Specify**	**Price adjustment**
▪	Square corner, 1-1/8" x 2-1/4", standard, 1" housing diameter	Adjustable 2-3/8" or 2-3/4" UL	30-173	$0.00
	Square corner, 1" x 2-1/4", 1" housing diameter	Adjustable 2-3/8" or 2-3/4" UL	30-171	$0.00
	Circular, Drive-In bolt, 626 only, 1" housing diameter	Adjustable 2-3/8" or 2-3/4" UL	30-258	$0.00

COMPLETE LOCKS STRIKES

Specify on order only if requesting an option other than the default.

10-094	10-087	10-064	10-092	10-095
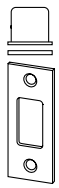	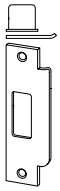	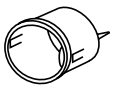	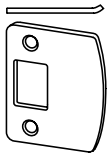	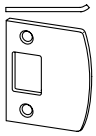

STRIKES				
Default	**Description**	**Lip length**	**Specify**	**Price adjustment**
▪	Square corner with metal dust box, 1-1/8" x 2-3/4", standard	-	10-094	$0.00
	ANSI, 1-1/4" x 4-7/8", with box	1-1/8"	10-087	$8.80
	Drive-in thimble strike, 1-3/16" diameter	1"	10-064	$0.00
	Full lip, 1/4" radius corner, 1-5/8" x 2-1/4", no box	1-5/16"	10-092	$0.00
	Full lip, square corner, 1-5/8" x 2-1/4", no box	-	10-095	$0.00

MA SERIES
T SERIES
X SERIES
K SERIES
B SERIES
W SERIES
D100 SERIES
D200 SERIES
H2 SERIES
CYLINDERS/KEYS
PORTABLE
INDEX

COMPLETE LOCKS OPTIONS

STRIKE REINFORCER		
Description	**Specify**	**Price adjustment**
Strike reinforcer used with 10-094	37-016	$0.00
BOX FOR ANSI STRIKE		
Description	**Specify**	**Price adjustment**
ANSI dust box 1" deep, steel	005099-000	$0.00
EMERGENCY RELEASE KEY		
Description	**Specify**	**Price adjustment**
Emergency release key - standard size for occupancy indicator	61-509	$16.00
Emergency release key - large size for occupancy indicator	61-510	$30.20

COMPLETE LOCKS LESS COMPONENTS

Deductions are applied to complete lock prices. When requesting a product “Less (LLL)” any attribute, the entire detailed ACN must be provided.

LOCKS LESS COMPONENTS		
Description	**Specify**	**Price adjustment**
Less deadbolt	LLL	-$13.40
Less strike	LLL for strike	-$4.40

PARTS

TRIM

Rose & Turn	Mounting plate	Rose
	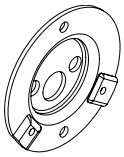	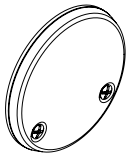

Available finishes	605	606	609	613	619	622	625	626	630	643e
	▪	▪	N/A	▪	▪	▪	▪	▪	N/A	▪

Description	Specify		Price each
	Part number	Finish	
Rose & Turn	B302-041	.[Finish]	$64.20
Rose & Turn (D211)	B302-045	.[Finish]	$64.20
Blank rose (D221)	12-626	.[Finish]	$36.60
Mounting plate for rose and rose & turn	B600-018	.[Finish]	$14.80

ADAPTERS

38-031	B520-649	B520-650
	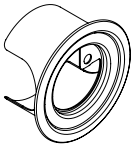	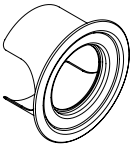

Available finishes	605	606	609	613	619	622	625	626	630	643e
	▪	▪	N/A	▪	N/A	N/A	▪	▪	N/A	N/A

Description	Specify		Price each (per finish)
	Part number	Finish	
2-1/2" diameter adapter ring for 2-1/8" door prep, for under cylinder	38-031	.[Finish]	$27.50
Trim ring with shield for D231/D241	B520-649	.[Finish]	$34.00
Trim ring with shield for IC functions	B520-650	.[Finish]	$34.00
1-3/8" IC Core thin door shim kit, contains 36-066 & 36-068	36-071	.[Finish]	$20.90

KEYS - EMERGENCY FOR OCCUPANCY INDICATOR

Description	Specify part number	Price each
Emergency release key - standard size for occupancy indicator	61-509	$16.00
Emergency release key - large size for occupancy indicator	61-510	$30.20

MA SERIES
T SERIES
X SERIES
K SERIES
B SERIES
W SERIES
D100 SERIES
D200 SERIES
H2 SERIES
CYLINDERS/KEYS
PORTABLE
INDEX

PARTS

DEADBOLTS

Square corner	1/4" Radius	Drive-in
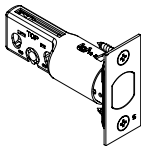	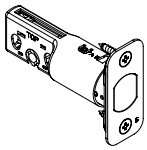	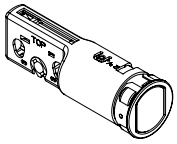

Available finishes	605	606	609	612	613	619	622	625	626	630	643e
	▪	▪	N/A	▪	▪	N/A	N/A	N/A	▪	N/A	N/A

Description	Specify		Price each
	Part number	Finish	
Square corner, 1-1/8" x 2-1/4" faceplate, 2-3/8" or 2-3/4" universal housing diameter	Q330-253	.[Finish]	$22.80
Square corner, 1" x 2-1/4" faceplate, 2-3/8" or 2-3/4" universal housing diameter	Q330-175	.[Finish]	$22.40
1/4" radius corner, 1" x 2-1/4" faceplate, 2-3/8" or 2-3/4" universal housing diameter	Q330-177	.[Finish]	$22.40
1" circular drive-in, 2-3/8" or 2-3/4" universal housing diameter, 626 finish only	Q330-254	-	$22.80

STRIKES

10-087	10-094	10-092	10-095	10-064
	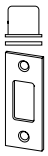	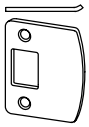	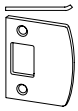	

Available finishes	605	606	609	612	613	619	622	625	626	630	643e
	▪	▪	▪	▪	▪	▪	N/A	▪	▪	N/A	▪

Description	Lip Length	Specify		Price each
		Part number	Finish	
ANSI, 1-1/4" x 4-7/8, with box	1-1/8"	10-087	.[Finish]	$33.10
Square corner with metal dust box, 1-1/8" x 2-3/4"	-	10-094	.[Finish]	$17.10
Full lip, 1/4" radius corner, 1-5/8" x 2-1/4", no box	1-5/16"	10-092	.[Finish]	$11.00
Full lip, square corner, 1-5/8" x 2-1/4", no box	1-5/16"	10-095	.[Finish]	$11.00
Drive-in, thimble strike, 1-3/16" deep	-	10-064	.[Finish]	$24.20
2" Strike mounting screws	-	J250-028	-	$3.00

PARTS

INDIVIDUAL SCREWS PH = Phillips head POH machine = Phillips oval head PFH = Phillips flat head	Available finishes									
	605	606	609	613	619	622	625	626	630	643e
	▪	▪	N/A	▪	N/A	▪	▪	▪	N/A	N/A

KEYED, SINGLE CONVENTIONAL CYLINDER

Description		Application		Specify		Price each Order in multiples of 100
Size	**Type**	**Use with:**	**Door thickness**	**Part number**	**Finish**	
1/4"-28 x 1-15/16"	POH machine	Mounting	1-3/8" – 1-3/4"	B600-100	-	$3.50
1/4"-28 x 2.425"	POH machine	Mounting	over 1-3/4"	B600-101	-	$3.50
6-32 x 1/4"	PH machine	Turn	-	B600-066	.[Finish]	$3.50
10-32 x 3/8"	PH machine	Anti-pry shield	-	B520-298	-	$1.10

KEYED, SINGLE SFIC CYLINDER

Description		Application		Specify		Price each Order in multiples of 100
Size	**Type**	**Use with:**	**Door thickness**	**Part number**	**Finish**	
1/4"-28 x 1-15/16"	POH machine	Mounting	1-3/8" – 2-1/4"	B600-100	-	$3.50
6-32 x 1/4"	PH machine	Turn	-	B600-066	.[Finish]	$3.50

KEYED, DOUBLE CONVENTIONAL CYLINDER

Description		Application		Specify		Price each Order in multiples of 100
Size	**Type**	**Use with:**	**Door thickness**	**Part number**	**Finish**	
1/4"-28 x 3-13/16"	PH machine	Mounting	1-3/8" – 1-3/4"	B600-047	-	$3.50
1/4"-28 x 3-29/64"	PH machine	Mounting	over 1-3/4"	B600-078	-	$3.50
10-32 x 3/8"	PH machine	Anti-pry shield	-	B520-298	-	$1.10

KEYED, DOUBLE SFIC CYLINDER

Description		Application		Specify		Price each Order in multiples of 100
Size	**Type**	**Use with:**	**Door thickness**	**Part number**	**Finish**	
1/4"-28 x 3-61/64"	PH machine	Mounting	1-3/8" – 2-1/4"	B600-053	-	$3.50
10-32 x 3/8"	PH machine	Anti-pry shield	-	B520-298	-	$1.10

ALL FUNCTIONS

Description		Application		Specify		Price each Order in multiples of 100
Size	**Type**	**Use with:**	**Door thickness**	**Part number**	**Finish**	
#8 x 3/4"	PFH combo	Deadbolt and strike screw	-	C603-897	.[Finish]	$1.30
#8 x 2"	PFH wood	2" Strike screw	-	J250-028	-	$3.00
#12 x 3"	PFH wood	3" Metal dust box screw	-	R525-256	-	$3.00

MA SERIES
T SERIES
X SERIES
K SERIES
B SERIES
W SERIES
D100 SERIES
D200 SERIES
H2 SERIES
CYLINDERS/KEYS
PORTABLE
INDEX

PARTS

SCREW PACKS												Available finishes									
												605	606	609	613	619	622	625	626	630	643e
												▪	▪	N/A	▪	N/A	N/A	▪	▪	N/A	N/A
KEYLESS, D261M, D271																					
Door thickness	**Contents**											**Specify**									**Price each**
												Part number				**Finish**					
1-3/8" – 1-3/4"	(2) B520-662	(2) B600-066	(1) B600-018	(4) C603-897								61-504				.[Finish]					$33.50
1-3/4" – 2-1/4"	(2) B520-663	(2) B600-066	(1) B600-018	(4) C603-897								61-505				.[Finish]					$33.50
KEYED, SINGLE CONVENTIONAL CYLINDER																					
Door thickness	**Contents**											**Specify**									**Price each**
												Part number				**Finish**					
1-3/8" – 2-1/4"	(2) B600-048	(2) B600-066	(1) B600-018	(4) C603-897	(2) F605-359							61-506				.[Finish]					$25.70
1-3/8" - 1-3/4"	(2) B600-100	(2) B600-066	(1) B600-018	(4) C603-897								61-500				.[Finish]					$21.10
over 1-3/4" - 2-1/4"	(2) B600-101	(2) B600-066	(1) B600-018	(4) C603-897								61-501				.[Finish]					$21.10
KEYED, SINGLE SFIC CYLINDER																					
Door thickness	**Contents**											**Specify**									**Price each**
												Part number				**Finish**					
1-3/8" – 2"	(2) B600-100	(2) B600-066	(1) B600-018	(4) C603-897								61-500				.[Finish]					$21.10
KEYED, DOUBLE CONVENTIONAL CYLINDER																					
Door thickness	**Contents**											**Specify**									**Price each**
												Part number				**Finish**					
1-3/8" – 1-3/4"	(2) B600-047	(4) C603-897										61-502				.[Finish]					$16.20
over 1-3/4" – 2-1/4"	(2) B600-078	(4) C603-897										61-503				.[Finish]					$16.20
KEYED, DOUBLE SFIC CYLINDER																					
Door thickness	**Contents**											**Specify**									**Price each**
												Part number				**Finish**					
1-3/8" – 2"	(2) B600-053	(4) C603-897										61-507				.[Finish]					$16.20

H2 SERIES

Grade 2 interconnected lock

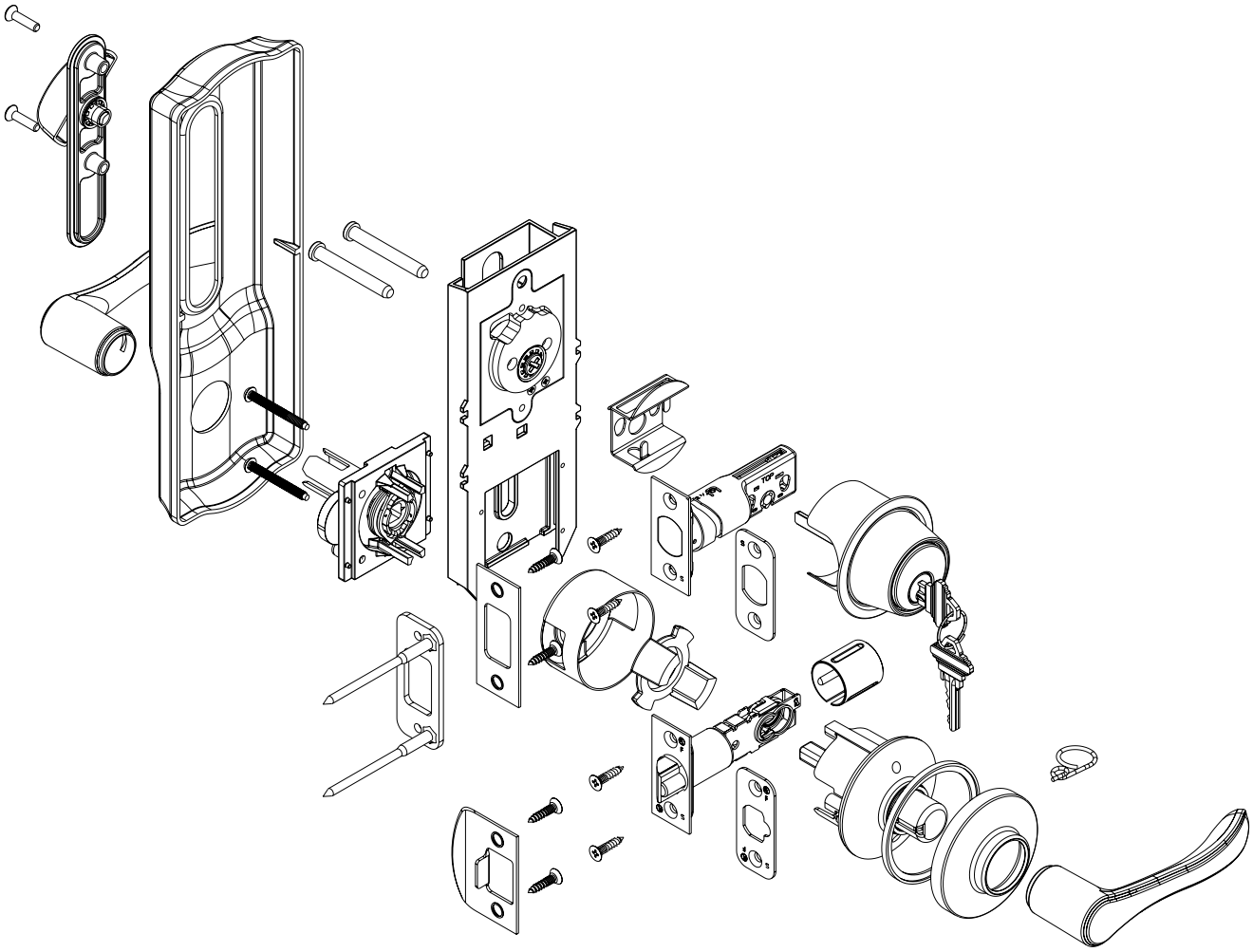

MA SERIES
T SERIES
X SERIES
K SERIES
B SERIES
W SERIES
D100 SERIES
D200 SERIES
H2 SERIES
CYLINDERS/KEYS
PORTABLE
INDEX

How to order

To order products, attribute values should be provided in the sequence shown below. Each value should be separated by a period.

			Required for all lock orders																
					Outside style			Inside style									Keying		
Line item	Quantity	Brand	Series + Function	Cylinder type (keyed functions only)	Outside lever design	Outside rose/escutcheon	Outside finish	Inside lever design	Inside rose/escutcheon	Inside finish	Handing	Latch	Strike	Strike lip length	Door thickness	Indicator	Keying code	Keyway	Pack keys independently
		1	2	3	4A	4B	4C	5A	5B	5C	6	7	8	9	10	11	12A	12B	12C

Specifying dimensions:
Dimensions should be provided with the whole number followed by a dash and then the fraction of an inch. Example: 1-3/4.

Line Item

Quantity

1 **Brand:** Required only when specifying a product Less (LLL) any attribute.

2 **Series+Function:** Series combined with function.

3 **Cylinder type:** Specify cylinder code for keyed functions.

4A **Outside lever design:** Required for all orders.

4B **Outside rose/escutcheon:** Required for all orders.

4C **Outside finish:** Required for all orders.

5A **Inside lever design:** Required only if different from the outside lever design, or if specifying a product Less (LLL) any attribute.

5B **Inside rose/escutcheon:** Required only when specifying a product Less (LLL) any attribute.

5C **Inside finish:** Specify only if different from the outside finish, or if specifying a product Less (LLL) any attribute.

6 **Handing:** Required for select lever designs. If not specified, the order will be shipped right handed (RH).

7 **Latch:** Leave blank to received default latch. Specify part number if non-default latch is required or if specifying a product Less (LLL) any attribute.

8 **Strike:** Leave blank for default strike. Specify part number if non-default strike is required, or if specifying a product Less (LLL) any attribute.

9 **Strike lip length:** Leave blank for default strike lip length. Specify for non-default strike lip length or if specifying a product Less (LLL) any attribute. Specify with a LIP prefix followed by the lip length dimension. Example: LIP1-3/8.

10 **Door thickness:** Leave blank for default 1-3/4" thick doors. Specify if other than 1-3/4", or if specifying a product Less (LLL) any attribute. Specify with a DT prefix followed by the door thickness dimension. Example: DT1-3/8, DT2-1/4.

11 **Options:** Specify any desired options.

12A **Keying code:** Default keying code is dictated by the selected cylinder type. Leave blank to receive the default keying code, or specify for any other keying code. If ordering a product Less (LLL) any lock attribute, keying code must be specified.

12B **Keyway:** Default way is dictated by the selected cylinder type. Leave blank to receive the default keyway, or specify to order any other keyway. If ordering a product Less (LLL) any lock attribute, keying code must be specified.

12C **Pack keys independently:** Specify only when requesting that keys be packed independently.

Contents

H2 Series | Overview **133**
H2 Series | Functions **136**
H2 Series | Styles **137**
H2 Series | Configure a product **139**
Cylinder adjustments 141
Deadbolts/deadlatches 141
Strikes 142
Less components 142
H2 Series | Parts **143**
Deadbolts 143
Deadlatches 143
Deadbolt/deadlatch combinations 143
Deadbolt strikes 143
Deadbolt/deadlatch strike combinations 144

Complete cylinders — **See Cylinders section**
How to order — **See Forms and Examples**

BAA/ARRA
Contact your local RSO or
Sales Rep. for ordering details

Product identification

H2101 . P6 . AVA . 626

- 626 — Outside finish
- AVA — Outside lever style
- P6 — Cylinder
  - P6 Conventional 6-pin cylinder
  - P Conventional 6-pin cylinder, keyed 5
  - L Less conventional 6-pin cylinder
  - BB6 SFIC 6-pin BEST® capping
  - BB7 SFIC 7-pin BEST® capping
  - G6 SFIC 6-pin Falcon® slide capping
  - G7 SFIC 7-pin Falcon® slide capping
  - H Refundable Construction SFIC
  - BDC Disposable Construction SFIC
  - B Less SFIC

  SFIC = BEST® Style
- H — Function
- 2101 — Lock series

Finish codes and descriptions

BHMA code		Description
605	(US 3)	Bright Brass
619	(US 15)	Satin Nickel
622	(US 19)	Matte Black
625	(US 26)	Bright Chrome
626	(US 26D)	Satin Chrome
643e	(US 11)	Aged Bronze

Standard features

BHMA CERTIFIED

Certification	ANSI/BHMA Certified A156.12-2013, Grade 2 UL listed for 3-hour fire door with SFIC interchangeable core cylinders: Grade 3 Security
Deadbolt	1 x 2-1/4", dual option faceplate, (square corner standard, round corner included in package), 1" housing diameter, 1" throw
Latch	1" x 2-1/4" dual option faceplate (square corner standard, round corner included in package). 1" edge bore required.
Strike	1-1/8" x 2-3/4", square corner (deadbolt) and 1-5/8" x 2-1/4", square corner, T-strike, box, 1-1/8" x 2-3/4" (deadlatch)
Backset	Adjustable backset, fits 2-3/8" or 2-3/4"
Cylinder	6-pin, solid brass, keyed 6-pin, Falcon G keyway, keyed different (KD)
Door range	1-3/4" to 2" standard (1-3/8" available, must be specified)
Keys	Nickel silver cut keys 6-pin, G keyway
Center-to-center	Fits 4" or 5-1/2" (factory default) center-to-center door preps

MA SERIES
T SERIES
X SERIES
K SERIES
B SERIES
W SERIES
D100 SERIES
D200 SERIES
H2 SERIES
CYLINDERS/KEYS
PORTABLE
INDEX

ANSI / BHMA Certified A156.12-2013, Grade 2, UL Listed for 3-hour fire door

DEADBOLT SINGLE CYLINDER

FALCON	ANSI	
H2101	**F95**	**Entrance lock** Deadbolt operated by key from outside or by turn unit from inside. Bolt automatically deadlocks when fully thrown. Latch retracted by lever from either side. Turning inside lever retracts deadbolt and latch simultaneously for immediate exit.

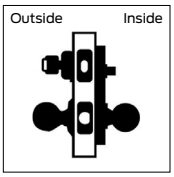

NO CYLINDER (INTERIOR LOCKING ONLY)

FALCON	ANSI	
H2171		**Public restroom lock with occupancy indicator** Latchbolt retracted by lever from either side. Deadbolt thrown or retracted by turn inside or retracted by emergency key outside. Rotating turn from inside extends deadbolt and changes visual message on outside from vacant to occupied. Inside lever simultaneously retracts deadbolt and latch.

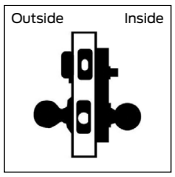

LEVER DESIGNS

AVALON (AVA)

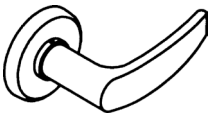

BOARDWALK (BRK)

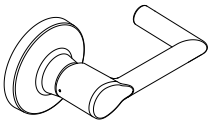

BROADWAY (BRW)

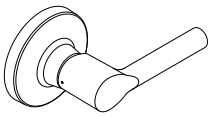

DANE (DAN)

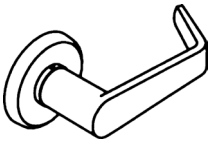

FLAIR (FLA)

Handing required

LATITUDE (LAT)

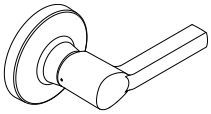

LONGITUDE (LON)

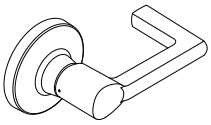

QUANTUM (QUA)

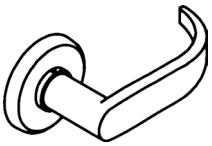

ESCUTCHEON DESIGNS

PLYMOUTH (PLY)

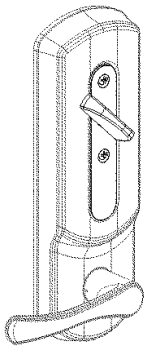

MA SERIES
T SERIES
X SERIES
K SERIES
B SERIES
W SERIES
D100 SERIES
D200 SERIES
H2 SERIES
CYLINDERS/KEYS
PORTABLE
INDEX

FINISH AVAILABILITY	Bright Brass (605)	Satin Brass (606)	Oil Rubbed Bronze (613)	Satin Nickel (619)	Matte Black (622)	Bright Chrome (625)	Satin Chrome (626)	Bright Stainless Steel (629)	Satin Stainless Steel (630)	Aged Bronze (643e)
INTERCONNECT LOCK										
H2 Series	605	-	-	619	622	625	626		-	643e
CYLINDER FINISHES										
COMPLETE LOCK FINISH	**605**	**606**	**613**	**619**	**622**[1]	**625**	**626**	**629**	**630**	**643E**
Coordinating conventional cylinder										
Plug component	606	606	606	626	622	626	626	626	626	522
Housing faceplate component	605	606	522	619	622	625	626	629	630	316
Coordinating FSIC/SFIC cylinder										
Plug (lower) component	605	606	522	626	622	625	626	-	-	522
Core face (upper) component	605	606	522	626	622	625	626	-	-	522
Housing faceplate component	605	606	321	619	622	625	626	-	-	316

522 is a simulated 613 finish; 316 is a simulated 643e finish.

You can **configure and price a full range of products** using the tables and rules shown in this section.

The pricing of locks in this section includes the P6 cylinder in an open keyway (where applicable), default spring latch, default deadbolt, strike, and a 1-3/4" thick door. Additional modifications are available using the rules and price adjustments on the subsequent pages.

How to order:

- All applicable product attributes must be provided in the order shown below
- Each value must separated by a period
- If requesting a product "Less (LLL)" any attribute, the entire detailed ACN must be provided
- Fractions will be written with the "/" symbol separating the numerator and the denominator (example 1/2)
- For dimensions that contain a whole number and a fraction, a hyphen "-" will be added after the whole number and before the fraction (example 2-1/2)
- For two dimensions represented together, such as length and width, the values would be separated by an "x" with no spaces
- Finishes should be listed using their BHMA finish as shown in this book

	Required for all lock orders																
			Outside style			Inside style									Keying		
Brand	Series + Function	Cylinder type (keyed functions only)	Outside lever design	Outside rose/escutcheon	Outside finish	Inside lever design	Inside rose/escutcheon	Inside finish	Handing	Latch	Strike	Strike lip length	Door thickness	Indicator	Keying code	Keyway	Pack keys independently
1	2	3	4A	4B	4C	5A	5B	5C	6	7	8	9	10	11	12A	12B	12C

If ordering a product "Less (LLL)" any attribute, values for each attribute must be provided.

Specify only if different than outside style

Specify only if different than outside style

Required if selecting one of the handed lever styles

Only required when deviating from the product's default. Specify only the deviated attribute(s).

Only required when deviating from the product's default. Specify only the deviated attribute(s).

EXAMPLE:

H2101	P6	FLA	PLY	626	RH	10-123
2	3	4A	4B	4C	6	8

Selected strike is different than the default strike

MA SERIES
T SERIES
X SERIES
K SERIES
B SERIES
W SERIES
D100 SERIES
D200 SERIES
H2 SERIES
CYLINDERS/KEYS
PORTABLE
INDEX

COMPLETE LOCKS			LEVER STYLES		
Denotes a product that requires handing to be specified. Split finishes and designs will be priced at the highest list price of the design and/or finish. Keyed function pricing based on P6 cylinder with open Falcon G keyway. See next page for additional cylinder and keyway options.			AVA BRK BRW DAN FLA LAT LON QUA	AVA BRK BRW DAN FLA LAT LON QUA	AVA BRW DAN FLA LAT QUA
			FINISHES		
SERIES + FUNCTION	CYL	DESCRIPTION	626, 643e	619, 622, 625	605
DEADBOLT SINGLE CYLINDER					
H2101	P6	Entrance lock	$403.00	$415.00	$415.00
NO CYLINDER (INTERIOR LOCKING ONLY)					
H2171		Public restroom with occupancy indicator	$533.00	$545.00	$545.00

COMPLETE LOCKS

CYLINDER ADJUSTMENTS

Keyed locks listed on previous page are priced including the P6 cylinder with open Falcon G keyway. Provided below are pricing adjustments based on other available cylinder types.

For complete details on cylinders, tailpieces, keying and keys, including cylinders sold separate, see the Cylinders and Keys sections.

CYLINDER ADJUSTMENTS					
Description	Specify	Single cylinder function Price adjustment		Double cylinder function Price adjustment	
		Open	Restricted	Open	Restricted
Conventional 6-pin cylinder	P6	$0.00	$15.20	N/A	N/A
Conventional 6-pin cylinder, keyed 5	P	$0.00	$15.20	N/A	N/A
Conventional 7-pin cylinder	P7	$16.30	$31.50	N/A	N/A
Less conventional 6-pin cylinder	L	-$30.70		N/A	
Conventional 6-pin competitor keyway cylinder	P6	$8.20		N/A	
SFIC 6-pin BEST® capping	BB6	$60.00	$75.20	N/A	N/A
SFIC 7-pin BEST® capping	BB7	$60.00	$75.20	N/A	N/A
SFIC 6-pin Falcon® slide capping	G6	$60.00	$75.20	N/A	N/A
SFIC 7-pin Falcon® slide capping	G7	$60.00	$75.20	N/A	N/A
Refundable Construction SFIC	H6	$60.00	N/A	N/A	N/A
Disposable Construction SFIC	BDC	$0.00	N/A	N/A	N/A
Less SFIC	B	$0.00		N/A	

COMPLETE LOCKS

DEADBOLTS/DEADLATCHES

DEADBOLT	DEADLATCH
Q330-041 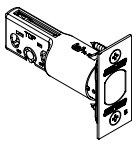	Q100-101 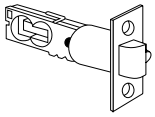

DEADBOLTS / DEADLATCHES					
Combo part #	Deadbolt	Deadlatch	Faceplate description	Backset	Price adj.
Q100-100	Q330-041	Q100-101	Dual Option, 1" x 2-1/4", standard, 1" housing diameter (square corner standard, round corner included in the package)	Adjustable 2-3/8" or 2-3/4"	$0.00

MA SERIES
T SERIES
X SERIES
K SERIES
B SERIES
W SERIES
D100 SERIES
D200 SERIES
H2 SERIES
CYLINDERS/KEYS
PORTABLE
INDEX

COMPLETE LOCKS STRIKES

DEADBOLT STRIKES				DEADLATCH STRIKES		
10-094	10-095	10-092	10-116	10-001	10-026	10-027
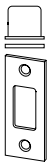	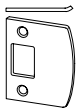	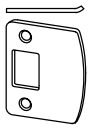	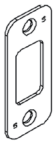	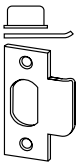	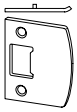	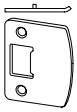

DEADBOLT STRIKES				
Default	**Description**	**Default lip length**	**Specify**	**Price adj.**
▪	Square corner, 1-1/8" x 2-3/4"	-	10-094	$0.00
	1/4" Square corner, full lip, no box, 1-5/8" x 2-1/4"	1-1/8"	10-095	$0.00
	1/4" Radius round corner, full lip, no box, 1-5/8" x 2-1/4"	1-1/8"	10-092	$0.00
	Round corner strike, no lip, 1-1/8" x 2-3/4"	-	10-116	$0.00
DEADLATCH STRIKES				
Default	**Description**	**Default lip length**	**Specify**	**Price adj.**
	Square corner, T-strike, box, 1-1/8" x 2-3/4"	1-1/8"	10-001	$0.00
▪	Square corner, full lip, no box, 1-5/8" x 2-1/4"	1-1/8"	10-026	$0.00
	1/4" Radius round corner, full lip, no box, 1-5/8" x 2-1/4"	1-1/8"	10-027	$0.00

STRIKE COMBINATIONS				
Default	**Deadbolt strike**	**Deadlatch strike**	**Specify combo part number**	**Price adj.**
▪	10-094	10-026	10-121	$0.00
	10-094	10-001	10-109	$0.00
	10-116	10-027	10-122	$0.00
	10-092	10-027	10-123	$0.00
	10-095	10-026	10-124	$0.00

COMPLETE LOCKS LESS COMPONENTS

Deductions are applied to complete lock prices. When requesting a product "Less (LLL)" any attribute, the entire detailed ACN must be provided.

LOCKS LESS COMPONENTS		
Description	**Specify**	**Price adj.**
Less both levers	LLL	-$8.00 (price per each lever)
Less deadbolt strike	LLL	$0.00
Less deadlatch strike	LLL	$0.00

PARTS

DEADBOLTS		Available finishes									
		605	606	609	613	619	622	625	626	630	643e
		▪	N/A	N/A	N/A	▪	▪	N/A	▪	N/A	▪
Description	**Backset**	**Specify**						**Price each**			
		Part number			**Finish**						
1" Square corner, 1" x 2-1/4"	2-3/8" or 2-3/4"	Q330-041			.[Finish]			$55.40			
2-1/4" Standard round corner	2-1/4"	Q330-177			.[Finish]			$22.40			
2-1/4" Standard square corner	2-1/4"	Q330-175			.[Finish]			$22.40			

DEADLATCHES		Available finishes									
		605	606	609	613	619	622	625	626	630	643e
		▪	N/A	N/A	N/A	▪	▪	N/A	▪	N/A	▪
Description	**Backset**	**Specify**						**Price each**			
		Part number			**Finish**						
Square corner, 1" x 2-1/4", Round corner, 1" x 2-1/4", included without screws	Adjustable 2-3/8" or 2-3/4"	Q100-101			.[Finish]			$49.10			
2-1/4" - 1" Square corner, 1" x 2-1/4" Round corner, 1" x 2-1/4", included with screws	Adjustable 2-3/8" or 2-3/4"	Q100-102			.[Finish]			$49.10			

DEADBOLT/DEADLATCH COMBINATIONS				Available finishes									
				605	606	609	613	619	622	625	626	630	643e
				▪	N/A	N/A	N/A	▪	▪	N/A	▪	N/A	▪
Description	**Backset**	**Deadbolt**	**Deadlatch**	**Specify**						**Price each**			
				Part number			**Finish**						
Dual option, 1" x 2-1/4" with screws	2-3/8" or 2-3/4"	Q330-041	Q100-101	Q100-100			.[Finish]			$105.00			

DEADBOLT STRIKES		Available finishes									
		605	606	609	613	619	622	625	626	630	643e
		▪	N/A	N/A	N/A	▪	▪	N/A	▪	N/A	▪
Description	**Lip length**	**Specify**						**Price each**			
		Part number			**Finish**						
Square corner, 1-1/8" x 2-3/4"	-	10-094			.[Finish]			$17.10			
Radius round corner, full lip, no box, 1-5/8" x 2-1/4"	1-1/8" – 1/4"	10-092			.[Finish]			$11.00			
Square corner, full lip, no box, 1-5/8" x 2-1/4"	1-1/8"	10-095			.[Finish]			$11.00			
Round corner strike, no lip, 1-1/8" x 2-3/4"	-	10-116			-			$19.00			
Strike reinforce, use with 10-094 and 10-116	-	37-016			-			$22.70			

MA SERIES
T SERIES
X SERIES
K SERIES
B SERIES
W SERIES
D100 SERIES
D200 SERIES
H2 SERIES
CYLINDERS/KEYS
PORTABLE
INDEX

PARTS

DEADLATCH STRIKES		Available finishes									
		605	606	609	613	619	622	625	626	630	643e
		▪	N/A	N/A	N/A	▪	▪	N/A	▪	N/A	▪
Description	**Lip length**	**Specify**							**Price each**		
		Part number			**Finish**						
Square corner, T-strike, box, 1-1/8" x 2-3/4"	-	10-001			.[Finish]				$9.00		
Square corner, full lip, no box, 1-5/8" x 2-1/4"	1-1/8"	10-026			.[Finish]				$10.60		
1/4" Radius round corner, full lip, no box, 1-5/8" x 2-1/4"	1-1/8"	10-027			.[Finish]				$10.60		

DEADBOLT/DEADLATCH STRIKE COMBINATIONS		Available finishes									
		605	606	609	613	619	622	625	626	630	643e
		▪	N/A	N/A	N/A	▪	▪	N/A	▪	N/A	▪
Deadbolt strike	**Deadlatch strike**	**Specify**							**Price each**		
		Part number			**Finish**						
10-094	10-001	10-109			.[Finish]				$26.30		
10-094	10-026	10-121			.[Finish]				$27.20		
10-116	10-027	10-122			.[Finish]				$29.70		
10-092	10-027	10-123			.[Finish]				$21.50		
10-095	10-026	10-124			.[Finish]				$21.50		

SCREWS/SCREW PACKS		Available finishes									
		605	606	609	613	619	622	625	626	630	643e
		▪	N/A	N/A	N/A	▪	▪	N/A	▪	N/A	▪
Description	**Contents**	**Specify**							**Price each**		
		Part number			**Finish**						
Latch and strike, wood screw	(4) C603-897	B202-578			.[Finish]				$11.90		
Chassis and trim	(2) B600-100 (2) B520-621 (2) F506-278	S206-504			.[Finish]				$9.40		
Chassis and trim, thick door	(2) B600-101 (2) B520-621 (2) F506-278	S206-505			-				$9.40		
Indicator function	(2) B520-663 Screw, indicator mounting (2) B520-621 Screw, thumbturn mounting (2) F506-278 Screw, mounting (1) Q001-103 Driver bar	S206-506			-				$14.70		
Screw, reinforced strike (order in multiples of 100)	-	B502-873			-				$0.80		

Contents

Cylinders, keys, and keying **145**
SFIC Rim and mortise core **146**
Interchangeable core **147**
Mortise **148**
Conventional cylinders **149**
Deadbolts **151**
Deadbolt/interconnect **152**
Competitor conventional cylinders **156**
Cabinet locks **160**
Cylinder parts **161**
- Conventional mortise cylinder cams 161
- Conventional cylinder tailpieces and driver bars 161
- Conventional cylinder tailpiece retainers, etc. 162
- Cylinder collars (Also used for IC cylinders) 162
- Other parts 163
- Pin kits, pins, tools and service equipment 163
- IC Mortise cylinder cams 164
- IC Throw members (tailpieces) 164
- IC Tools 166
- IC Pin kits 166
- IC Pin, springs, etc. 166

Keys **167**
- Key blanks 167
- Cut keys 168
- IC Core key blanks 169
- IC Core cut keys 169
- BEST® Style SFIC core key blanks 169
- BEST® Style SFIC core cut keys 169

Construction program **170**
- Construction core program 170
- Temporary construction core program (disposable) 170

Cylinder and key stamping **171**
- Key and core stamping 171
- Special and custom die stamps 171
- Bitting lists (keying transcripts) 171

Keying charges **172**
- Master keying 172
- Construction keying – conventional cylinder 172
- Other keying charges 172

BAA/ARRA

Contact your local RSO or
Sales Rep. for ordering details

Finish codes and descriptions

BHMA code		Description
605	(US 3)	Bright Brass
606	(US 4)	Satin Brass
613	(US 10B)	Oil Rubbed Bronze
619	(US 15)	Satin Nickel
622	(US 19)	Matte Black
626	(US 26D)	Satin Chrome
629	(US 32)	Bright Stainless Steel
630	(US 32D)	Satin Stainless Steel
643e	(US 11)	Aged Bronze

* See individual products for finish availability.

Standard features

BHMA CERTIFIED

Standard cylinder	Solid brass housings and plugs. Standard keyway is Falcon G keyway. Keyed different furnished unless otherwise specified (additional charges may apply, see page 146 for keying charges) with 2 nickel silver keys. Mortise cylinder standard lengths are 1-1/8" for conventional cylinders and 1-3/8" for small format interchangeable core housings.
SFIC	Furnished in A keyway unless otherwise specified. Combined cores are provided with 2 keys.
Restricted keyways	Falcon has a varied selection of restricted keyways for conventional and SFIC cylinders based on geographic restrictions for usage. Minimum cylinder purchase required. See your Security and Safety Consultant for more information or availability.

MA SERIES
T SERIES
X SERIES
K SERIES
B SERIES
W SERIES
D100 SERIES
D200 SERIES
H2 SERIES
CYLINDERS/KEYS
PORTABLE
INDEX

SOLD SEPARATE SFIC RIM AND MORTISE CORE

- All prices are less core. Not available with C997.
- To order housing with core include desired pins (ex. C987-6 for mortise cylinder with 6 pin core), Price of core will be added to prices listed below.

Rim	Tapered head	Mortise
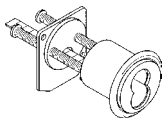	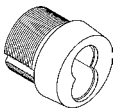	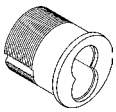

SMALL FORMAT INTERCHANGEABLE RIM AND MORTISE CORE HOUSINGS ONLY						
Description	**Length**	**Cat. number**	**Pins**	**626, 643e**	**605, 606, 613, 619, 622[3]**	**625**
Mortise	1-3/8"	C987-xx	6 or 7	$50.00	$53.00	N/A
Mortise	1-1/2"	C988-xx	6 or 7	$50.00	$53.00	N/A
Mortise	1-3/4"	C990-xx	6 or 7	$66.00	$69.00	N/A
Mortise	1-7/8"	C991-xx	6 or 7	$70.00	$73.00	N/A
Mortise	2"	C992-xx	6 or 7	$70.00	$73.00	N/A
Mortise, tapered head[2]	fits Adams Rite	C977-xx	6 or 7	$50.00	$53.00	N/A
Mortise, unassembled, less cam	1-3/8"	C997-xx	6 or 7	$34.00	$37.00	$37.00
Mortise, hotel function RH	1-5/8"	C262-xx	6 or 7	$91.00	$94.00	N/A
Mortise, hotel function LH	1-5/8"	C265-xx	6 or 7	$91.00	$94.00	N/A
Rim	N/A	C953-xx	6 or 7	$55.00	$58.00	N/A

1. All mortise cylinders will be furnished with cam 5622-IC, except for MA381 function which will be supplied with 5620-IC and 5621-IC. See page 161 for additional available cams.
2. C977 is only furnished with 012667-001 Adams Rite Cam.
3. 622 finish only available as Housing. For complete assembly, order housing and core separately.
4. When ordering cylinders with construction cores, include the suffix -7 CCA or -6 CCA added to the part number. i.e. C987-6 CCA 626 for a 6-pin small format construction core included with a C987 cylinder in 626 finish.
5. For mortise cylinders, A08794-XXX tapered ring is supplied by default. If different is desired, please specify.
6. To order mortise cylinder with straight cam inverted for dogging, specify A12667-003-DOG.

SOLD SEPARATE

INTERCHANGEABLE CORE

- Standard cores use a single spring cover to seal pin chambers.
- With BEST® style capping, each pin chamber is sealed with its own individual cap.
- Specify core number, keyway, and finish when ordering.

Standard SFIC	BEST® style capping
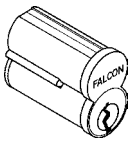	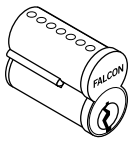

REGULAR CORE (SUFFIX KEYWAY TO NUMBER)														
Available finishes								605	606	609	612	613[1]	619	622[2]	625	626	629	630	643e
								▪	▪	N/A	N/A	▪	N/A	▪	▪	▪	N/A	N/A	N/A
Description	**Uncombinated (keys not provided)**				**Combinated**														
	6-pin	**7-pin**	**Open**	**Restricted**	**6-pin**	**7-pin**	**Open**	**Restricted**											
Standard SFIC	C646	C647	$44.00	$59.20	C606	C607	$60.00	$75.20											
BEST® style capping	CB846	CB847	$44.00	$59.20	CB806	CB807	$60.00	$75.20											
No logo	C648	C649	$44.00	$59.20	C608	C609	$60.00	$75.20											
No logo, BEST capping	CB848	CB849	$44.00	$59.20	CB808	CB809	$60.00	$75.20											

1. See page 145 for restricted keyway policies.
2. For temporary construction cores and policy, see page 145.
3. For 605, 613 and 625 add $3.00 per core. Minimum 250 pieces.
4. Keying must be specified on combinated cores. (unspecified orders will default to uncombinated). 0-Bitted keying option will no longer be available in SFIC.

Pricing	Uncombinated cores have no pins, springs or keys. Combinated core prices include master keying.
Finishes	606 and 626 standard.
Special order	605, 613, and 625.
Packaging	Uncombinated cores are packed 20 per box.
Keyways	The "A" keyway is standard for IC products and will be supplied unless otherwise specified. A, B, C, D, DD, E, F, G, H, J, K, L, M, N, Q, R, TB and TD are equivalent to BEST® and Arrow® IC keyways of the same letter designations. All other keyways are restricted. Add $15.20 list for all restricted keyways. When ordering locks or cores master keyed into existing BEST, Arrow, or other IC systems, a copy of the bitting list for the existing system is required with the order. Competitors' bitting lists are safeguarded the same as Falcon bitting lists. See page 171.
Logo	Cores and keys are supplied with the Falcon logo standard.
Optional	Combinated cores supplied without logo are furnished with plain (non-embossed) keys.

SOLD SEPARATE

MORTISE

HOW TO ORDER: Conventional Cylinders (Mortise/Rim)

Catalog # - # of Pins	.	Finish	.	Cyl. Length	.	Keyway	.	Keying
986-6	.	626	.	114	.	G	.	MK
985T	.	606	.	118				
951-6	.	613	.			G	.	KD

Available cylinder lengths: 1", 1-1/8", 1-1/4", 1-3/8", 1-1/2", 1-3/4", 2"

951	985	985D	986T
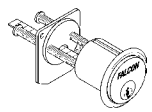		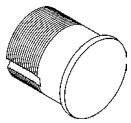	

MA AND M SERIES CONVENTIONAL RIM AND MORTISE CYLINDERS

Description	Length	Part number	Pins[3]	Open		Restricted	
				626, 643e	605, 606, 613, 619, 622, 625, 630	626, 643e	605, 606, 613, 619, 622, 625, 630
Mortise (985 not available in 625 finish.)	1-1/8"	985	5 or 6	$86.00	$91.00	$101.20	$106.20
	1-1/4"	986	5 or 6	$86.00	$91.00	$101.20	$106.20
Mortise (Not available in 625 finish. 992 not available in 619/622/625/643e.)	1-3/8"	987	5, 6, or 7	$86.00	$91.00	$101.20	$106.20
	1-1/2"	988	5, 6, or 7	$118.00	$123.00	$133.20	$138.20
	1-3/4"	990	5, 6, or 7	$142.00	$147.00	$157.20	$162.20
	2"	992	5, 6, or 7	$148.00	$153.00	$163.20	$168.20
Mortise, hotel function[1] (Not available in 625 finish. 251 and 252 not available in 619/622/625/643e.)	1-1/8"	250	6	$111.00	$116.00	$126.20	$131.20
	1-1/4"	251	6	$111.00	$116.00	$126.20	$131.20
	1-3/8"	252	6	$111.00	$116.00	$126.20	$131.20
	1-3/8"	253	7	$111.00	$116.00	$126.20	$131.20
Rim cylinder (Not available in 625 finish. 622/643e available August 2023.)	-	951	5, 6, or 7	$86.00	$91.00	$101.20	$106.20
Mortise thumbturn[2] (Not available in 625 finish. 622/643e available August 2023.)	1-1/8"	985T	-	$132.00	$137.00	N/A	N/A
	1-1/4"	986T	-	$132.00	$137.00	N/A	N/A
Mortise, classroom thumbturn (RH, CCW) (Not available in 619/622/625/643e.)	1-1/8"	973	-	$132.00	$137.00	N/A	N/A
Mortise, classroom thumbturn (LH, CW) (Not available in 619/622/625/643e)	1-1/8"	974	-	$132.00	$137.00	N/A	N/A
Dummy (Not available in 630 finish.)	1"	984D	-	$50.00	$55.00	N/A	N/A
	1-1/8"	985D	-	$50.00	$55.00	N/A	N/A

1. Hotel mortise cylinder are only offered as Master keyed or 0-bitted and must be specified.
2. Important: When using 985T or 986T Falcon mortise thumbturn cylinder, if the turn is left in the 180 position it could interfere with cylinder retraction on the outside.
3. Conventional 7-pin cylinder (P7) list add $16.30.
4. MA cam (5622-STD) provided unless otherwise specified. See page 161 for additional available cams.
5. Mortise and rim cylinders are not available in any competitor keyway. MA451 (Hotel Function) is not available in Schlage C keyway for conventional cylinders.
6. See page 6 for standard keyways. All others are restricted. Falcon conventional cylinder restricted keyways use a unique pin kit (P/N 1417) and cutter wheel for keys.
7. To order mortise cylinder with straight cam inverted for dogging, specify A09897-024.
8. Conventional mortise cylinder (985 and 986) with Schlage C keyway are available with the following cams only: 5622-STD and B502-191. Specify XQ11-949 when ordering with cylinder dogging.

SOLD SEPARATE

CONVENTIONAL CYLINDERS

HOW TO ORDER: Conventional Cylinders (KIL/KIK/DB)

Catalog # - # of Pins	.	Finish	.	Keyway	.	Keying
A23161-05	.	626	.	G	.	KA
A23160-14	.	606	.	C	.	MK
Q330-152	.	626	.	C	.	KA
Q033-069	.	606	.	C	.	KD

T SERIES COMPLETE CONVENTIONAL CYLINDERS	Specify	Price	
Cylinder mechanism	**Part number**	**Open**	**Restricted**
5-pin cylinder - T Series (except 381 IS, 571)	A23151-05	$76.00	N/A
5-pin cylinder - T Series 381 IS	A23151-06	$76.00	N/A
5-pin cylinder - T Series 571	A23151-07	$76.00	N/A
6-pin cylinder - T Series (except 381 IS, 571)	A23161-05	$76.00	$91.20
6-pin cylinder - T Series 381 IS	A23161-06	$76.00	$91.20
6-pin cylinder - T Series 571	A23161-07	$76.00	$91.20
7-pin cylinder - T Series (except 381 IS, 571)	A23171-05	$93.00	$108.20
7-pin cylinder - T Series 381 IS	A23171-06	$93.00	$108.20
7-pin cylinder - T Series 571	A23171-07	$93.00	$108.20

X SERIES COMPLETE CONVENTIONAL CYLINDERS	Specify	Price	
Cylinder mechanism	**Part number**	**Open**	**Restricted**
5-pin cylinder - X411, 501, 511, 521, 581 E & T	A23152	$76.00	N/A
5-pin cylinder - X411, 501, 511, 521, 581 H	A23152-02	$76.00	N/A
5-pin cylinder - X561 - E & T designs	A23151	$76.00	N/A
5-pin cylinder - X561 - H designs, 571 - E & T	A23151-02	$76.00	N/A
5-pin cylinder - X571 - H designs	A23151-03	$76.00	N/A
6-pin cylinder - X411, 501, 511, 521, 581 E & T	A23162	$76.00	$91.20
6-pin cylinder - X411, 501, 511, 521, 581 H	A23162-02	$76.00	$91.20
6-pin cylinder - X561 - E & T designs	A23161	$76.00	$91.20
6-pin cylinder - X561 - H designs, 571 - E & T	A23161-02	$76.00	$91.20
6-pin cylinder - X571 - H designs	A23161-03	$76.00	$91.20
7-pin cylinder - X411, 501, 511, 521, 581 H	A23172-02	$93.00	$108.20
7-pin cylinder - X561 - H designs	A23171-01	$93.00	$108.20
7-pin cylinder - X571 - H designs	A23171-02	$93.00	$108.20

MA SERIES
T SERIES
X SERIES
K SERIES
B SERIES
W SERIES
D100 SERIES
D200 SERIES
H2 SERIES
CYLINDERS/KEYS
PORTABLE
INDEX

SOLD SEPARATE

CONVENTIONAL CYLINDERS

HOW TO ORDER: Conventional Cylinders (KIL/KIK/DB)

Catalog # - # of Pins	.	Finish	.	Keyway	.	Keying
A23161-05	.	626	.	G	.	KA
A23160-14	.	606	.	C	.	MK
Q330-152	.	626	.	C	.	KA
Q033-069	.	606	.	C	.	KD

K SERIES COMPLETE CONVENTIONAL CYLINDERS	Specify	Price	
Cylinder mechanism	**Part number**	**Open**	**Restricted**
6-pin Falcon keyway cylinder (all except K571)	Q330-396	$76.00	$91.20
6-pin Falcon keyway cylinder K571	Q630-310	$76.00	$91.20
6-pin Schlage C keyway cylinder (all except K571)	Q330-391	$76.00	N/A
6-pin Schlage C keyway cylinder K571	Q630-306	$76.00	N/A
6-pin to 5-pin Falcon G keyway cylinder (all except K571)	Q330-397	$76.00	$91.20
6-pin to 5-pin Falcon G keyway cylinder K571	Q630-311	$76.00	$91.20

B SERIES COMPLETE CONVENTIONAL CYLINDERS	Specify	Price	
Cylinder mechanism	**Part number**	**Open**	**Restricted**
5-pin cylinder (all except B611)	A23155-02	$76.00	N/A
5-pin cylinder B611	A23151-06	$76.00	N/A
6-pin cylinder (all except B611)	A23165-02	$76.00	$91.20
6-pin cylinder B611	A23161-06	$76.00	$91.20

W SERIES COMPLETE CONVENTIONAL CYLINDERS	Specify	Price	
Cylinder mechanism	**Part number**	**Open**	**Restricted**
6-pin Falcon keyway cylinder	Q330-154	$76.00	$91.20
6-pin Schlage C keyway cylinder	Q330-152	$76.00	N/A

SOLD SEPARATE

DEADBOLTS

HOW TO ORDER: Conventional Cylinders (KIL/KIK/DB)

Catalog # - # of Pins	.	Finish	.	Keyway	.	Keying
A23161-05	.	626	.	G	.	KA
A23160-14	.	606	.	C	.	MK
Q330-152	.	626	.	C	.	KA
Q033-069	.	606	.	C	.	KD

D100-SERIES COMPLETE CONVENTIONAL CYLINDERS	Specify	Price	
Cylinder mechanism	**Part number**	**Open**	**Restricted**
5-pin cylinder - D111, D141 for 1-3/8" to 1-3/4" thick doors	Q500-064	$76.00	N/A
5-pin cylinder - D111, D141 for 1-7/8"- 2-1/4" thick doors	Q500-065	$76.00	N/A
5-pin cylinder - D121	Q500-066	$76.00	N/A
5-pin cylinder - D131	Q500-070	$76.00	N/A
6-pin cylinder - D111, D141	Q500-021	$76.00	$91.20
D111, D141 for 1-7/8"- 2-1/4" thick doors	Q500-022	$76.00	$91.20
6-pin cylinder - D121	Q500-058	$76.00	$91.20
6-pin cylinder - D131	Q500-054	$76.00	$91.20
D131 for 1-7/8"- 2-1/4" thick doors	Q500-055	$76.00	$91.20
7-pin cylinder - D111, D141 for 1-3/8" to 1-7/8" thick doors	Q500-046	$93.00	$108.20
7-pin cylinder - D111, D141 for 1-7/8"- 2-1/4" thick doors	Q500-047	$93.00	$108.20
7-pin cylinder - D121	Q500-059	$93.00	$108.20

D200-SERIES COMPLETE CONVENTIONAL CYLINDERS	Specify	Price	
Cylinder mechanism	**Part number**	**Open**	**Restricted**
5-pin cylinder - D211, D241	Q500-067	$76.00	N/A
5-pin cylinder - D221	Q500-069	$76.00	N/A
5-pin cylinder - D231	Q500-072	$76.00	N/A
6-pin cylinder - D211, D241	Q500-010	$76.00	$91.20
6-pin cylinder - D221	Q500-056	$76.00	$91.20
6-pin cylinder - D231	Q500-012	$76.00	$91.20
7-pin cylinder - D211, D241	Q500-014	$93.00	$108.20
7-pin cylinder - D221	Q500-057	$93.00	$108.20

MA SERIES
T SERIES
X SERIES
K SERIES
B SERIES
W SERIES
D100 SERIES
D200 SERIES
H2 SERIES
CYLINDERS/KEYS
PORTABLE
INDEX

SOLD SEPARATE

DEADBOLT/INTERCONNECT

HOW TO ORDER: Conventional Cylinders (KIL/KIK/DB)

Catalog # - # of Pins	.	Finish	.	Keyway	.	Keying
A23161-05	.	626	.	G	.	KA
A23160-14	.	606	.	C	.	MK
Q330-152	.	626	.	C	.	KA
Q033-069	.	606	.	C	.	KD

H2 SERIES COMPLETE CONVENTIONAL CYLINDERS	Specify	Price	
Cylinder mechanism	**Part number**	**Open**	**Restricted**
5-pin cylinder - H (all other functions and designs)	A30028	$76.00	N/A
5-pin cylinder - H511 (knobs)	A30040	$76.00	N/A
5-pin cylinder - H2101	Q100-105	$76.00	N/A
5-pin cylinder - H designs	A23151-03	$76.00	N/A
6-pin cylinder - H101	A30028-01	$76.00	$91.20
6-pin cylinder - H511 (knobs)	A30040-01	$76.00	$91.20
6-pin cylinder - H2101	Q100-104	$76.00	N/A

SOLD SEPARATE

CONVENTIONAL CYLINDERS

Key-in-knob/lever type cylinders including padlock and deadlock insert cylinders

FALCON CONVENTIONAL CYLINDERS, 5-PIN	Specify	Price	
Cylinder mechanism	**Part number**	**Open**	**Restricted**
5-pin Cylinder 955	A23151-01	$76.00	N/A
5-pin Cylinder B Series except 611 function	A23155-02	$76.00	N/A
5-pin Cylinder B Series 611 function	A23151-06	$76.00	N/A
5-pin Cylinder - D111, D141 for 1-3/8" to 1-3/4" thick doors	Q500-064	$76.00	N/A
5-pin Cylinder - D111, D141 for 1-7/8" to 2-1/4" thick doors	Q500-065	$76.00	N/A
5-pin Cylinder - D121	Q500-066	$76.00	N/A
5-pin Cylinder - D131	Q500-070	$76.00	N/A
5-pin Cylinder - D211, D241	Q500-067	$76.00	N/A
5-pin Cylinder - D221	Q500-069	$76.00	N/A
5-pin Cylinder - D231	Q500-072	$76.00	N/A
5-pin Cylinder H all other functions & designs	A30028	$76.00	N/A
5-pin cylinder H511 knobs	A30040	$76.00	N/A
5-pin Cylinder - H2101	Q100-105	$76.00	N/A
5-pin Cylinder RU/T Series (except 381 IS, 571)	A23151-05	$76.00	N/A
5-pin Cylinder RU/T Series 381 IS	A23151-06	$76.00	N/A
5-pin Cylinder RU/T Series 571	A23151-07	$76.00	N/A
5-pin Cylinder X411, 501, 511, 521, 581 E & T	A23152	$76.00	N/A
5-pin Cylinder X411, 501, 511, 521, 581 H	A23152-02	$76.00	N/A
5-pin Cylinder X561 – E and T designs	A23151	$76.00	N/A
5-pin Cylinder X561 – H designs, 571 – E & T	A23151-02	$76.00	N/A
5-pin Cylinder X571 – H designs	A23151-03	$76.00	N/A
5-pin Cylinder Y Series	A23155	$76.00	N/A

Finishes 606 and 626 only.
Specify keyway. Cylinders are furnished G keyway, keyed differently unless otherwise specified.
See page 6 for standard keyways. All others restricted.

FALCON CONVENTIONAL CYLINDERS, 6-PIN	Specify	Price	
Cylinder mechanism	**Part number**	**Open**	**Restricted**
6-pin Cylinder 955	A23161-01	$76.00	$91.20
6-pin Cylinder B Series except 611 function	A23165-02	$76.00	$91.20
6-pin Cylinder B Series 611 function	A23161-06	$76.00	$91.20
6-pin Cylinder - D111, D141 for 1-3/8" to 1-7/8" thick doors	Q500-021	$76.00	$91.20
6-pin Cylinder - D111, D141 for 1-7/8" to 2-1/4" thick doors	Q500-022	$76.00	$91.20
6-pin Cylinder - D121	Q500-058	$76.00	$91.20
6-pin Cylinder - D131 for 1-3/8" to 1-3/4" thick doors	Q500-054	$76.00	$91.20
6-pin Cylinder - D131 for 1-7/8" to 2-1/4" thick doors	Q500-055	$76.00	$91.20
6-pin Cylinder - D211, D241	Q500-010	$76.00	$91.20
6-pin Cylinder - D221	Q500-056	$76.00	$91.20
6-pin Cylinder - D231	Q500-012	$76.00	$91.20
6-pin Cylinder H101	A30028-01	$76.00	$91.20

Finishes 606 and 626 only.
Specify keyway. Cylinders are furnished G keyway, keyed differently unless otherwise specified.
See page 6 for standard keyways. All others restricted.
Falcon conventional cylinder restricted keyways use a unique pin kit (P/N 1417) and cutter wheel for keys.

MA SERIES
T SERIES
X SERIES
K SERIES
B SERIES
W SERIES
D100 SERIES
D200 SERIES
H2 SERIES
CYLINDERS/KEYS
PORTABLE
INDEX

SOLD SEPARATE

CONVENTIONAL CYLINDERS

FALCON CONVENTIONAL CYLINDERS, 6-PIN	Specify	Price	
Cylinder mechanism	**Part number**	**Open**	**Restricted**
6-pin Cylinder H511 knobs	A30040-01	$76.00	$91.20
6-pin Cylinder - H2101	Q100-104	$76.00	N/A
6-pin Cylinder RU /T Series 381 IS	A23161-05	$76.00	$91.20
6-pin Cylinder RU/T Series (except 381 IS, 571)	A23161-06	$76.00	$91.20
6-pin Cylinder RU/T Series 571	A23161-07	$76.00	$91.20
6-pin Cylinder X411, 501, 511, 521, 581 E & T	A23162	$76.00	$91.20
6-pin Cylinder X411, 501, 511, 521, 581 H	A23162-02	$76.00	$91.20
6-pin Cylinder X561 – E and T designs	A23161	$76.00	$91.20
6-pin Cylinder X561 – H designs, 571 – E & T	A23161-02	$76.00	$91.20
6-pin Cylinder X571 – H designs	A23161-03	$76.00	$91.20
6-pin Cylinder Y Series	A23165	$76.00	$91.20
6-pin Cylinder H451, 461 hotel/motel	A30036-01	$93.00	$108.20
6-pin Cylinder W lock	Q330-154	$76.00	$91.20
6-pin Cylinder W lock - except W561 (knob)	Q330-238	$76.00	$91.20
6-pin Cylinder W561 (knob)	Q330-246	$76.00	$91.20

Finishes 606 and 626 only.
Specify keyway. Cylinders are furnished G keyway, keyed differently unless otherwise specified.
See page 6 for standard keyways. All others restricted.
Falcon conventional cylinder restricted keyways use a unique pin kit (P/N 1417) and cutter wheel for keys.

FALCON CONVENTIONAL CYLINDERS, 7-PIN	Specify	Price	
Cylinder mechanism	**Part number**	**Open**	**Restricted**
7-pin Cylinder - D111, D141 for 1-3/8" to 1-7/8" thick doors	Q500-046	$93.00	$108.20
7-pin Cylinder - D111, D141 for 1-7/8" to 2-1/4" thick doors	Q500-047	$93.00	$108.20
7-pin Cylinder - D121	Q500-059	$93.00	$108.20
7-pin Cylinder - D211, D241	Q500-014	$93.00	$108.20
7-pin Cylinder - D221	Q500-057	$93.00	$108.20
7-pin cylinder RU/T Series (except 381 IS, 571)	A23171-05	$93.00	$108.20
7-pin cylinder RU/T Series 381 IS	A23171-06	$93.00	$108.20
7-pin cylinder RU/T Series 571	A23171-07	$93.00	$108.20
7-pin cylinder X411, 501, 511, 521, 581 H	A23172-02	$93.00	$108.20
7-pin cylinder X561 – H designs	A23171-01	$93.00	$108.20
7-pin cylinder X571 – H designs	A23171-02	$93.00	$108.20

Finishes 606 and 626 only.
Specify keyway. Cylinders are furnished G keyway, keyed differently unless otherwise specified.
See page 6 for standard keyways. All others restricted.
Falcon conventional cylinder restricted keyways use a unique pin kit (P/N 1417) and cutter wheel for keys.

SOLD SEPARATE

CONVENTIONAL CYLINDERS

SCHLAGE CONVENTIONAL CYLINDERS, 5-PIN		Specify	Price	
Cylinder mechanism	**Function**	**Part number**	**Open**	**Restricted**
5-pin Schlage C	D111, 141 for 1-7/8" – 2-1/4"	Q500-065-5C	$76.00	N/A
5-pin Schlage C	D131 for 1-7/8" – 2-1/4"	Q500-071-5C	$76.00	N/A
5-pin Schlage C	T Series (all except 571)	A23160-14	$76.00	N/A
5-pin Schlage C	X561 E & T	A23160-15	$76.00	N/A
5-pin Schlage C	Padlocks	A23160-16	$76.00	N/A
5-pin Schlage C	X561 H, 571 E & T	A23160-17	$76.00	N/A
5-pin Schlage C	X571 H	A23160-18	$76.00	N/A
5-pin Schlage C	X411 E & T, X501, 511, 521, 581 E & T	A23160-19	$76.00	N/A
5-pin Schlage C	X411 H, X501, 511, 521, 581 H	A23160-20	$76.00	N/A
5-pin Schlage C	H511 (lower)	A23160-21	$76.00	N/A
5-pin Schlage C	Y Series	A23160-22	$76.00	N/A
5-pin Schlage C	H101, 511 (upper)	A23160-23	$76.00	N/A
5-pin Schlage C	B611	A23160-24	$76.00	N/A
5-pin Schlage C	T571	A23160-25	$76.00	N/A
5-pin Schlage C	B Series (all except 611)	A23160-26	$76.00	N/A
5-pin Schlage C	W561 (knobs)	Q330-245-5	$76.00	N/A
5-pin Schlage C	W Series (levers)	Q330-152	$76.00	N/A
5-pin Schlage C	W Series (all knobs except W561)	Q330-237	$76.00	N/A

Finishes 606 and 626 only.
Specify keyway. Cylinders are furnished 0-bitted unless otherwise specified.
Master keying is available on Schlage C Keyway only.
KA options: KA4, KAQTY, KAGRP, and KEYSPECIFIC.

SCHLAGE CONVENTIONAL CYLINDERS, 6-PIN			Specify	Price	
Cylinder mechanism	**Function**	**Keying offered**	**Part number**	**Open**	**Restricted**
6-pin Schlage C	955	KA, KD, MK, 0-bit	A23160-2	$76.00	N/A
6-pin Schlage E		0-bit	A23159-2	$76.00	N/A
6-pin Schlage C	B Series (all except 611)	KA, KD, MK, 0-bit	A23160-13	$76.00	N/A
6-pin Schlage E		0-bit	A23159-13	$76.00	N/A
6-pin Schlage C	B611, T381 IS	KA, KD, MK, 0-bit	A23160-11	$76.00	N/A
6-pin Schlage E		0-bit	A23159-11	$76.00	N/A
6-pin Schlage C	D121, 221	KA, KD, MK, 0-bit	Q033-071	$76.00	N/A
6-pin Schlage E		0-bit	Q033-066	$76.00	N/A
6-pin Schlage C	D131, 231	KA, KD, MK, 0-bit	Q033-070	$76.00	N/A
6-pin Schlage E		0-bit	Q033-067	$76.00	N/A
6-pin Schlage C	D111, D211, D241	KA, KD, MK, 0-bit	Q033-069	$76.00	N/A
6-pin Schlage E	D111, D211	0-bit	Q033-066	$76.00	N/A
6-pin Schlage C	H deadbolt	KA, KD, MK, 0-bit	A23160-10	$76.00	N/A
6-pin Schlage E		0-bit	A23159-10	$76.00	N/A
6-pin Schlage C	H2101	KA, KD, MK, 0-bit	Q100-108	$76.00	N/A
6-pin Schlage C	H511 (knobs)	KA, KD, MK, 0-bit	A23160-7	$76.00	N/A
6-pin Schlage E		0-bit	A23159-7	$76.00	N/A

Finishes 606 and 626 only.
Specify keyway, cylinders are furnished 0-bitted unless otherwise specified.
Master keying is available on Schlage C Keyway only.
KA options: KA4, KAQTY, KAGRP, and KEYSPECIFIC.

MA SERIES
T SERIES
X SERIES
K SERIES
B SERIES
W SERIES
D100 SERIES
D200 SERIES
H2 SERIES
CYLINDERS/KEYS
PORTABLE
INDEX

SOLD SEPARATE

CONVENTIONAL CYLINDERS

SCHLAGE CONVENTIONAL CYLINDERS, 6-PIN			Specify	Price	
Cylinder mechanism	**Function**	**Keying offered**	**Part number**	**Open**	**Restricted**
6-pin Schlage C	T571	KA, KD, MK, 0-bit	A23160-12	$76.00	N/A
6-pin Schlage E		0-bit	A23159-12	$76.00	N/A
6-pin Schlage C	T (all except 571 & 381 IS)	KA, KD, MK, 0-bit	A23160-000	$76.00	N/A
6-pin Schlage E		0-bit	A23159-000	$76.00	N/A
6-pin Schlage C	X411, 501, 511, 521, 581 E & T	KA, KD, MK, 0-bit	A23160-5	$76.00	N/A
6-pin Schlage E		0-bit	A23159-5	$76.00	N/A
6-pin Schlage C	X411, 501, 511, 521, 581 H	KA, KD, MK, 0-bit	A23160-6	$76.00	N/A
6-pin Schlage E		0-bit	A23159-6	$76.00	N/A
6-pin Schlage C	X561 E & T	KA, KD, MK, 0-bit	A23160-1	$76.00	N/A
6-pin Schlage E		0-bit	A23159-1	$76.00	N/A
6-pin Schlage C	X571 E & T, X561 H	KA, KD, MK, 0-bit	A23160-3	$76.00	N/A
6-pin Schlage E		0-bit	A23159-3	$76.00	N/A
6-pin Schlage C	X571 H	KA, KD, MK, 0-bit	A23160-4	$76.00	N/A
6-pin Schlage E		0-bit	A23159-4	$76.00	N/A
6-pin Schlage C	Y Series	KA, KD, MK, 0-bit	A23160-8	$76.00	N/A
6-pin Schlage E		0-bit	A23159-8	$76.00	N/A
6-pin Schlage C	W Series (levers)	KA, KD, MK, 0-bit	Q330-152	$76.00	N/A
6-pin Schlage C	W Series (all knobs except W561)	KA, KD, MK, 0-bit	Q330-237	$76.00	N/A
6-pin Schlage C	W561 (knobs)	KA, KD, MK, 0-bit	Q330-245	$76.00	N/A

Finishes 606 and 626 only.
Specify keyway, cylinders are furnished 0-bitted unless otherwise specified.
Master keying is available on Schlage C Keyway only.
KA options: KA4, KAQTY, KAGRP, and KEYSPECIFIC.

SOLD SEPARATE

COMPETITOR CONVENTIONAL CYLINDERS

CORBIN-RUSSWIN CONVENTIONAL CYLINDERS, 6-PIN			Specify	Price	
Cylinder mechanism	**Function**	**Keying offered**	**Part number**	**Open**	**Restricted**
Corbin 60 keyway	955	KD, 0-bit	A23167-2	$76.00	N/A
Corbin/Russ L4 keyway		0-bit	A23174-2	$76.00	N/A
Russwin D1 keyway		KD, 0-bit	A23168-2	$76.00	N/A
Corbin 60 keyway	B Series	KD, 0-bit	A23167-13	$76.00	N/A
Corbin/Russ L4 keyway		KD, 0-bit	A23174-13	$76.00	N/A
Russwin D1 keyway		KD, 0-bit	A23168-13	$76.00	N/A
Corbin 60 keyway	B611, T381 IS series	KD, 0-bit	A23167-11	$76.00	N/A
Corbin/Russ L4 keyway		KD, 0-bit	A23174-11	$76.00	N/A
Russwin D1 keyway		KD, 0-bit	A23168-11	$76.00	N/A
Russwin D1 keyway	D121, 221	KD, 0-bit	Q033-074	$76.00	N/A
Corbin/Russ L4 keyway		0-bit	Q033-079	$76.00	N/A
Russwin D1 keyway	D131, 231	KD, 0-bit	Q033-073	$76.00	N/A
Corbin/Russ L4 keyway		0-bit	Q033-078	$76.00	N/A
Russwin D1 keyway	D141, D241	KD, 0-bit	Q033-072	$76.00	N/A
Corbin 60 keyway		0-bit	Q033-077	$76.00	N/A

Finishes 606 and 626 only.
Specify keyway. KA and KD only allowed as noted per specific cylinder.

SOLD SEPARATE

COMPETITOR CONVENTIONAL CYLINDERS

CORBIN-RUSSWIN CONVENTIONAL CYLINDERS, 6-PIN			Specify	Price	
Cylinder mechanism	**Function**	**Keying offered**	**Part number**	**Open**	**Restricted**
Corbin/Russ L4 keyway	H deadbolt	KD, 0-bit	A23174-7	$76.00	N/A
Corbin 60 keyway		KD, 0-bit	A23167-7	$76.00	N/A
Russwin D1 keyway		KD, 0-bit	A23168-7	$76.00	N/A
Corbin 60 keyway	H511 (knobs)	KD, 0-bit	A23167-10	$76.00	N/A
Corbin/Russ L4 keyway		KD, 0-bit	A23174-10	$76.00	N/A
Russwin D1 keyway		KD, 0-bit	A23168-10	$76.00	N/A
Corbin 60 keyway	T (all except 571 & 381 IS)	KD, 0-bit	A23167	$76.00	N/A
Corbin/Russ L4 keyway		KD, 0-bit	A23174	$76.00	N/A
Russwin D1 keyway		KD, 0-bit	A23168	$76.00	N/A
Corbin 60 keyway	T571	KD, 0-bit	A23167-12	$76.00	N/A
Corbin/Russ L4 keyway		0-bit	A23174-12	$76.00	N/A
Russwin D1 keyway		KD, 0-bit	A23168-12	$76.00	N/A
Corbin 60 keyway	X411, 501, 511, 521, 581 H	KD, 0-bit	A23167-6	$76.00	N/A
Corbin/Russ L4 keyway		0-bit	A23174-6	$76.00	N/A
Russwin D1 keyway		KD, 0-bit	A23168-6	$76.00	N/A
Corbin 60 keyway	X411, 501, 511, 521, 581 E & T	KD, 0-bit	A23167-5	$76.00	N/A
Corbin/Russ L4 keyway		0-bit	A23174-5	$76.00	N/A
Russwin D1 keyway		KD, 0-bit	A23168-5	$76.00	N/A
Corbin 60 keyway	X561 E & T	KD, 0-bit	A23167-1	$76.00	N/A
Corbin/Russ L4 keyway		0-bit	A23174-1	$76.00	N/A
Russwin D1 keyway		KD, 0-bit	A23168-1	$76.00	N/A
Corbin 60 keyway	X571 E & T, X561 H	KD, 0-bit	A23167-3	$76.00	N/A
Corbin/Russ L4 keyway		0-bit	A23174-3	$76.00	N/A
Russwin D1 keyway		KD, 0-bit	A23168-3	$76.00	N/A
Corbin 60 keyway	X571 H	KD, 0-bit	A23167-4	$76.00	N/A
Corbin/Russ L4 keyway		0-bit	A23174-4	$76.00	N/A
Russwin D1 keyway		KD, 0-bit	A23168-4	$76.00	N/A
Corbin 60 keyway	Y Series	KD, 0-bit	A23167-8	$76.00	N/A
Corbin/Russ L4 keyway		0-bit	A23174-8	$76.00	N/A
Russwin D1 keyway		KD, 0-bit	A23168-8	$76.00	N/A
Corbin 60 keyway	W Series (levers)	KD, 0-bit	Q330-166	$76.00	N/A
Corbin/Russ L4 keyway		KD, 0-bit	Q330-158	$76.00	N/A
Russwin D1 keyway		KD, 0-bit	Q330-210	$76.00	N/A
Corbin 60 keyway	W Series (all knobs except W561)	KD, 0-bit	Q330-241	$76.00	N/A
Corbin/Russ L4 keyway		KD, 0-bit	Q330-240	$76.00	N/A
Russwin D1 keyway		KD, 0-bit	Q330-242	$76.00	N/A
Corbin 60 keyway	W561 (knobs only)	KD, 0-bit	Q330-249	$76.00	N/A
Corbin/Russ L4 keyway		KD, 0-bit	Q330-248	$76.00	N/A
Russwin D1 keyway		KD, 0-bit	Q330-250	$76.00	N/A

Finishes 606 and 626 only.
Specify keyway. KA and KD only allowed as noted per specific cylinder.

MA SERIES
T SERIES
X SERIES
K SERIES
B SERIES
W SERIES
D100 SERIES
D200 SERIES
H2 SERIES
CYLINDERS/KEYS
PORTABLE
INDEX

SOLD SEPARATE

COMPETITOR CONVENTIONAL CYLINDERS

- Finishes 606 and 626 only.
- Specify keyway; cylinders are furnished 0-bitted unless otherwise specified.
- Master keying is not available.

SARGENT CONVENTIONAL CYLINDERS, 6-PIN			Specify	Price	
Cylinder mechanism	**Function**	**Keying offered**	**Part number**	**Open**	**Restricted**
Sargent LA keyway	955	KD, 0-bit	A23166-2	$76.00	N/A
Sargent LA keyway	B Series (all except 611)	KD, 0-bit	A23166-13	$76.00	N/A
Sargent LA keyway	B611, T381 IS	KD, 0-bit	A23166-11	$76.00	N/A
Sargent LA keyway	H deadbolt	KD, 0-bit	A23166-7	$76.00	N/A
Sargent LA keyway	H511 (knobs)	KD, 0-bit	A23166-10	$76.00	N/A
Sargent LA keyway	T (all except 571 & 381 IS)	KD, 0-bit	A23166	$76.00	N/A
Sargent LA keyway	T571	KD, 0-bit	A23166-12	$76.00	N/A
Sargent LA keyway	X411, 501, 511, 521, 581 E & T	KD, 0-bit	A23166-5	$76.00	N/A
Sargent LA keyway	X411, 501, 511, 521, 581 H	KD, 0-bit	A23166-6	$76.00	N/A
Sargent LA keyway	X561 E & T	KD, 0-bit	A23166-1	$76.00	N/A
Sargent LA keyway	X571 E & T, X561 H	KD, 0-bit	A23166-3	$76.00	N/A
Sargent LA keyway	X571 H	KD, 0-bit	A23166-4	$76.00	N/A
Sargent LA keyway	Y Series	KD, 0-bit	A23166-8	$76.00	N/A
Sargent LA keyway	W Series (levers)	KD, 0-bit	Q330-160	$76.00	N/A
Sargent LA keyway	W Series (all knobs except W561)	KD, 0-bit	Q330-243	$76.00	N/A
Sargent LA keyway	W561 (knob only)	KD, 0-bit	Q330-251	$76.00	N/A

YALE CONVENTIONAL CYLINDERS, 6-PIN			Specify	Price	
Cylinder mechanism	**Function**	**Keying offered**	**Part number**	**Open**	**Restricted**
Yale 8 (Para) keyway	955	KD, 0-bit	A23169-2	$76.00	N/A
Yale 8 (Para) keyway	B Series (all except 611)	KD, 0-bit	A23169-13	$76.00	N/A
Yale 8 (Para) keyway	B611, T381 IS	KD, 0-bit	A23169-11	$76.00	N/A
Yale 8 (Para) keyway	D121, D221	KD, 0-bit	Q033-076	$76.00	N/A
Yale 8 (Para) keyway	D141, 241, 111, 211	KD, 0-bit	Q033-075	$76.00	N/A
Yale 8 (Para) keyway	H deadbolt	KD, 0-bit	A23169-7	$76.00	N/A
Yale 8 (Para) keyway	H511 (knobs)	KD, 0-bit	A23169-10	$76.00	N/A
Yale 8 (Para) keyway	T (all except 571 & 381 IS)	KD, 0-bit	A23169	$76.00	N/A
Yale 8 (Para) keyway	T571	KD, 0-bit	A23169-12	$76.00	N/A
Yale 8 (Para) keyway	X411, 501, 511, 521, 581 E & T	KD, 0-bit	A23169-5	$76.00	N/A
Yale 8 (Para) keyway	X411, 501, 511, 521, 581 H	KD, 0-bit	A23169-6	$76.00	N/A
Yale 8 (Para) keyway	X561 E & T	KD, 0-bit	A23169-1	$76.00	N/A
Yale 8 (Para) keyway	X571 E & T, X561 H	KD, 0-bit	A23169-3	$76.00	N/A
Yale 8 (Para) keyway	X571 H	KD, 0-bit	A23169-4	$76.00	N/A
Yale 8 (Para) keyway	Y Series	KD, 0-bit	A23169-8	$76.00	N/A
Yale 8 (Para) keyway	W Series (levers)	KD, 0-bit	Q330-156	$76.00	N/A
Yale 8 (Para) keyway	W Series (all knobs except W561)	KD, 0-bit	Q330-239	$76.00	N/A
Yale 8 (Para) keyway	W561 (knob only)	KD, 0-bit	Q330-247	$76.00	N/A

SOLD SEPARATE

COMPETITOR CONVENTIONAL CYLINDERS

945	950	954
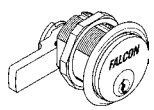	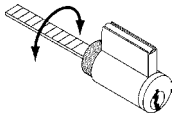	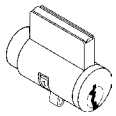

MISCELLANEOUS CYLINDERS								
Description	Specify		Open			Restricted		
	Part number	Finish	606, 626	605, 613	629, 630	606, 626	605, 613	629, 630
6-pin Cam lock	945	.[Finish]	$157.00	$157.00	$157.00	$172.20	$172.20	$172.20
5-pin Sliding door cylinder	950	.[Finish]	$76.00	-	-	-	-	-
6-pin Sliding door cylinder	950	.[Finish]	$76.00	-	-	$91.20	-	-
7-pin Sliding door cylinder	950	.[Finish]	$92.30	-	-	$107.50	-	-
5-pin Mailbox cylinder[1]	954	.[Finish]	$83.00	-	-	-	-	-
6-pin Mailbox cylinder[1]	954	.[Finish]	$83.00	-	-	$98.20	-	-
7-pin Mailbox cylinder[1]	954	.[Finish]	$100.40	-	-	$115.60	-	-

1. Postal regulations prohibit master keying of mail box cylinders.

SOLD SEPARATE

CABINET LOCKS

C943	C945	C959	C979	C982
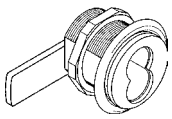	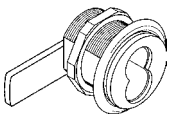	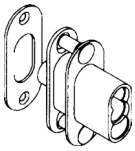	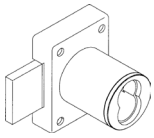	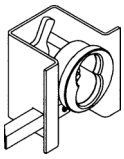

CABINET LOCKS AND MISCELLANEOUS				
Description	**Cat. number**	**Finishes**		
		606, 626	**605, 626**	**605, 613, 629, 630**
Cabinet lock	C942	$121.00	-	$124.00
Cam lock	C943	$171.00	-	$174.00
Cam lock - heavy cam	C945	$121.00	-	$124.00
Push lock for sliding doors	C959	$168.00	-	-
Rim cabinet lock	C979	-	$104.00	-
Mail box lock[1]	C982	$92.00	-	$95.00

1. U.S. postal regulations prohibit master keying of mail box locks.

PARTS

CONVENTIONAL MORTISE CYLINDER CAMS	Specify	List
Application	**Part number**	**Price**
Cam kit for conventional cylinders	1396	$254.00
Adapter ring for 1-1/2" diameter cylinders	A09890-000-00	$57.60
Falcon MA CAM for conventional mortise cylinders (except MA381)	5622-STD	$4.30
Falcon MA CAM for conventional mortise cylinder (MA381 inside function)	5620-STD	$4.30
Falcon MA CAM for conventional mortise cylinder (MA381 outside function)	5621-STD	$4.30
Application	**Part number**	**10-Pack Price**
Falcon cyl. in Sargent and Yale (26)	A08867-000-00	$97.90
Falcon cyl. in Schlage L Series (13)	A09888-000-00	$97.90
Falcon, Ilco, Lori and Schlage cyl. in M deadbolt functions (1)	A09894-001-00	$66.30
Arrow, Sargent, Yale cyl. in M deadbolt functions (2)	A09894-002-00	$97.90
Corbin Russwin cyl. in M deadbolt functions (3)	A09894-003-00	$97.90
Falcon cyl. in Falcon concealed VR Delta trim - 2010 and earlier (21)	A09894-021-00	$97.90
Arrow, Sargent, Yale cyl. in Falcon Delta trim (22)	A09894-022-00	$97.90
Corbin Russwin cyl. in Falcon Delta trim (23)	A09894-023-00	$97.90
Falcon M Series non-deadbolt functions (4)	A09897-000-00	$66.30
Falcon dogging cyl. in Falcon device (24)	A09897-024-00	$89.80
Adams Rite 4070 (16)	A09898-000-00	$89.80
Adams Rite MS (6)	A09899-000-00	$66.30
M381 outside (14)	A20065-000-00	$66.30
Corbin Russwin ML2200	A20069-000-00	$97.90

Tailpiece

CONVENTIONAL CYLINDER TAILPIECES AND DRIVER BARS	Specify	List
Application	**Part number**	**Price**
Tailpiece kit (assortment of tailpieces and 1416 cap tool)	1389	$317.00
D Series Double cylinder (1-3/8" to 1-3/4" doors)	B600-045	$4.00
D Series Double cylinder (over 1-3/4" to 2-1/4" doors)	B600-046	$4.00
D Series Single cylinder (1-3/8" to 1-3/4" doors)	B520-651	$4.00
D Series Single cylinder (over 1-3/4" to 2-1/4" doors)	B520-652	$4.00
W Series 501, 511, 561, 581, 711 Functions	Q330-164	$5.90
Y Series	030480-004-00	$1.40
H101	A08350-000-00	$1.40
Application	**Part number**	**10-Pack Price**
X Series 561 (6-pin) Elite & Troy	A22164-000-00	$38.70
X Series 561 (6-pin) Hana, 955	A22164-001-00	$47.50
X Series 571 (6-pin) Elite & Troy, 571 (7-pin) Hana	A22164-002-00	$38.70
X571 - H designs	A22164-003-00	$38.70

PARTS

CONVENTIONAL CYLINDER TAILPIECES AND DRIVER BARS	Specify	List
Application	**Part number**	**10-Pack Price**
X Series 411, 501, 511, 521 (6-pin) Elite & Troy	A22169-000-00	$9.90
X Series 411, 501, 511, 521 (6 & 7-pin) Hana	A22169-002-00	$9.90
Rim conventional	A28351-000-00	$46.50
H451, H461	A30034-001-00	$14.60
H511	A30038-000-00	$9.90
B Series	A30480-004-00	$14.70
RU, T Series most 6-pin	A30730-001-00	$32.60
RU, T Series most 7-pin and T571 6-pin	A30730-002-00	$32.60
RU381, T381 inside 6-pin, B611	A30730-003-00	$32.60
RU381, T381 inside 7-pin	A30730-004-00	$32.60
RU571, T571 7-pin	A30730-006-00	$32.60

CONVENTIONAL CYLINDER TAILPIECE RETAINERS, ETC.	Specify	List
Application	**Part number**	**10-Pack Price**
Tailpiece retainer for rim cylinder	A08355-000-00	$41.10
Tailpiece retaining washer for H101	A08395-000-00	$8.70
Tailpiece retainer, 22164 and 22169	A12053-000-00	$12.80
Tailpiece spacer	A24264-000-00	$5.00
Tailpiece retainer, 30034 and 30038	A30037-000-00	$12.80
D Series retainer washer	B600-071	1 pack / $1.20

Straight collar	Tapered collar	Blocking ring
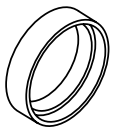	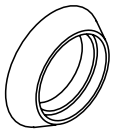	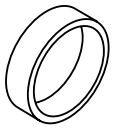

CYLINDER COLLARS (Also used for IC cylinders)

Description	Size	Specify		Price	
		Part number	Finish	626	605, 606, 613, 622, 625, 643e
Straight Protective used on escutcheon trim	9/32"	A08790-000	.[Finish]	$19.20	$21.50
	13/32"	A08790-001	.[Finish]	$19.20	$21.50
	17/32"	A08790-002	.[Finish]	$19.20	$21.50
	21/32"	A08790-003	.[Finish]	$19.20	$21.50
	55/64"	A08790-004	.[Finish]	$19.20	$21.50
Tapered Protective used on sectional trim	9/32"	A08794-000	.[Finish]	$19.20	$21.50
	13/32"	A08794-001	.[Finish]	$19.20	$21.50
	17/32"	A08794-002	.[Finish]	$19.20	$21.50
	21/32"	A08794-003	.[Finish]	$19.20	$21.50

See below for wave washer. Protective rings listed above include wave washer.

PARTS

CYLINDER COLLARS (Also used for IC cylinders)					
Description	Size	Specify		Price	
		Part number	Finish	626	605, 606, 613, 622, 625, 643e
Blocking ring	1/8"	008876-000	.[Finish]	$7.40	$9.60
	3/16"	008876-005	.[Finish]	$7.40	$9.60
	1/4"	008876-001	.[Finish]	$7.40	$9.60
	3/8"	008876-002	.[Finish]	$7.40	$9.60
	1/2"	008876-003	.[Finish]	$7.40	$9.60
	5/8"	008876-004	.[Finish]	$7.40	$9.60
Rim cylinder	-	008862-000	.[Finish]	$7.40	$9.60

See below for wave washer. Protective rings listed above include wave washer.

OTHER PARTS		Specify	List
Application	Pack qty.	Part number	Pkg. price
Wave washer	-	008789-001-60	$2.40
Cylinder cap	-	012162-000-10	$3.40
Hex nut for cam lock and mortise cylinders	-	031100-000-30	$14.10
Cam screw	100	A02750-000-00	$32.70
Mortise hotel function instruction plate packet	-	A03039-000-00	$12.70
Cap retaining pin	10	A12165-000-00	$10.30
Cap retaining pin	100	A12165-100-00	$80.20
Spring for retaining pin	100	A12166-000-00	$14.50

Pin kit	Bottom pin
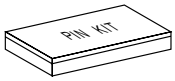	

PIN KITS, PINS, TOOLS AND SERVICE EQUIPMENT		Specify	List
Application	Pack qty.	Part number	Pkg. price
Cylinder cap tool - steel	-	1416	$66.30
Pin kit for restricted keyways (includes follower and cyl. Cap tool)	-	1417	$385.00
Pin kit, standard (includes follower and cyl. Cap tool)	-	1418	$512.00
Plug follower	-	1421	$26.80
Depth key set, 5-pin	-	1453	$68.60
Depth key set, 6-pin	-	1453-1	$68.60
Depth key set, 7-pin	-	1453-2	$8.70
Key gauge for standard keys (.018" systems)	-	030113-000-60	$11.10
Torx screw bit #10	-	030166-T10-30	$35.40
Torx screw bit #15	-	030166-T15-30	$35.40
Torx screw bit #20	-	030166-T20-30	$40.60
Key gauge for restricted keyways (.025" Systems)	-	042613-000-60	$40.60
Extractor tool	-	35-057	$31.60
Block-O-Key extractor tool	-	KB536	$3.40

PARTS

PIN KITS, PINS, TOOLS AND SERVICE EQUIPMENT		Specify	List
Application	**Pack qty.**	**Part number**	**Pkg. price**
Universal top pin	100	A08552-000-00	$12.60
Bottom pins, 0 thru 9: replace; "x" with size (.018" systems)	100	A08553-00X-00	$12.60
Tumbler springs	100	A08554-000-00	$15.40
Construction master pins	100	A08556-000-00	$35.90
Master pins, 2 thru 9: replace; "x" with size (.018" systems)	100	A08580-00X-00	$12.60
Bottom pins, 0 thru 6: replace; "x" with size (.025" systems)	100	A48553-00X-00	$12.60
Master pins, 1 thru 6: replace; "x" with size (.025" systems)	100	A48580-00X-00	$12.60
Emergency release key - Standard size for occupancy indicator	-	61-509	$16.00
Emergency release key - Large size for occupancy indicator	-	61-510	$30.20

IC MORTISE CYLINDER CAMS	Specify	List
Description	**Part number**	**Price**
Cam kit	1397	$316.00
Falcon MA CAM for SFIC mortise cylinders (except MA381)	5622-IC	$21.10
Falcon MA CAM for SFIC mortise cylinders (MA381 inside function)	5620-IC	$21.10
Falcon MA CAM for SFIC mortise cylinders (MA381 outside function)	5621-IC	$21.10
Description	**Part number**	**10-Pack Price**
Sargent / Yale (7)	A12667-000-00	$80.50 pkg of 10
Adams Rite MS (8)	A12667-001-00	$80.50 pkg of 10
Adams Rite 4070	A12667-002-00	$80.50 pkg of 10
Straight (5), M series non-deadbolt functions	A12667-003-00	$80.50 pkg of 10
Corbin Russwin master ring (25) (requires bushing A09890)	A12667-006-00	$80.50 pkg of 10
M series deadbolt functions (10)	A12667-007-00	$80.50 pkg of 10
Schlage L Series (12)	A12667-008-00	$80.50 pkg of 10
Corbin Russwin, Arrow (11)	A12667-011-00	$80.50 pkg of 10
Corbin Russwin DL4000	A12667-013-00	$80.50 pkg of 10
Falcon concealed vertical rod Delta trim - 2010 and earlier (20)	A12667-020-00	$80.50 pkg of 10
Sargent 7737	A12667-03A-00	$80.50 pkg of 10
M381 outside (15)	A20278-000-00	$80.50 pkg of 10

CYLINDER COLLARS
See page 162 for cylinder collars.

PARTS

Throw member



IC THROW MEMBERS (TAILPIECES) AND SPACERS FOR CYLINDRICAL LOCKSETS	Specify	List
Description	**Part number**	**Price**
X Series (except X571, new style)	022175-000-30	$4.10
X571 new style 6-pin	022175-001-30	$4.10
X571 new style 7-pin	022175-002-30	$4.10
RU, T Series most 6-pin	030739-000-30	$4.10
RU, T Series most 7-pin	030739-001-30	$4.10
RU381, T381 inside 6-pin	030739-002-30	$4.10
RU381, T381 inside 7-pin	030739-003-30	$4.10
B and Y Series	Q001-055	$4.10
W Series (levers)	Q330-168	$6.00
W Series (knobs)	Q330-169	$6.00
Rim conventional (pack of 10)	A12689-000-00	$14.60 pkg of 10
Retainer, IC rim cylinder (pack of 10)	A12698-000-00	$22.90 pkg of 10

OTHER IC PARTS	Specify	List
Description	**Part number**	**Price**
Throw pins, 10-pack	A12663-001-00	$18.00/pkg
Throw pins, 10-pack	A12663-002-00	$18.00/pkg
Throw pins, 10-pack	A12663-003-00	$18.00/pkg
Throw pins, 10-pack	A12663-004-00	$18.00/pkg
Throw pins, 10-pack	A12663-008-00	$18.00/pkg
Throw pins, 10-pack	A12663-009-00	$18.00/pkg
Drivewasher, 10-pack	A12664-010-00	$18.00/pkg
Mortise cylinder security screw	002807-000-30	$0.98

Door Range:	D111/D211 D141/D241	D121/D221	D131/D231	D251/D271	D261/D261M
1⅜" to 1⅞"	**B520-651** 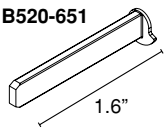 1.6"	**B520-667** 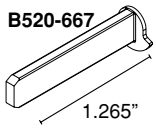 1.265"	**B600-045** 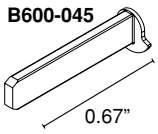 0.67"	**B520-653** 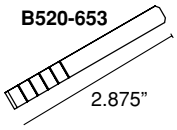 2.875"	**B600-041** 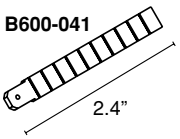 2.4"
>1⅞" to 2¼"	**B520-652** 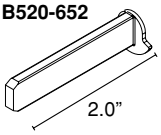 2.0"	**NA**	**B600-046** 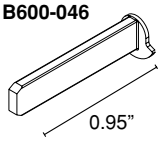 0.95"	**NA**	**NA**
SFIC: <2"	**B202-957** 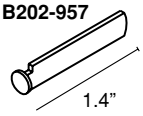 1.4"	**B220-032** 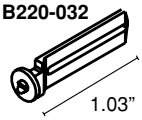 1.03"	**B202-580** 0.45"	**NA**	**NA**

PARTS

Key bitting punch machine	Capping pin BEST style capping
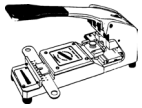	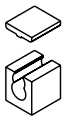

IC TOOLS	Specify	List
Description	**Part number**	**Price each**
Key bitting punch machine, standard A2 System	1208	$4,788.00
Capping pin, BEST style capping	1392	$49.60
Capping block, BEST style capping	1393	$230.00
Core and key stamping fixture	1398	$268.00
IC mortise cylinder assembly / disassembly tool set with punch	1400	$347.00
IC mortise cylinder assembly / disassembly tool	1401	$315.00
IC cam staking center punch	1402	$28.90
Ejector tool	1405	$32.60
Mortise cylinder installation wrench	1407	$53.70
Pinning block set, Falcon spring cover cores	1411	$183.00
Pinning block only, Falcon spring cover cores	1414	$120.00
Tamping plate	1415	$65.70
Key gauge (A2 System)	012612-000-60	$22.20
Key gauge (A4 System)	030425-000-60	$22.20
A4 System depth bar for key bitting punch	031034-000-30	$327.00

IC Pin kit

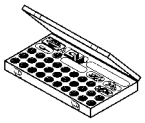

IC PIN KITS	Specify	List
Description	**Part number**	**Price each**
Pin kit, A2 System complete in wooden case; Falcon spring cover cores (Std.)	1404	$1,077.00
Pin kit, A2 System complete in wooden case; BEST® style capping	1391	$1,077.00
Pin kit, A4 System complete in wooden case; Falcon spring cover cores	1403	$1,077.00
Pin kit, A4 System complete in wooden case; BEST style capping	1390	$1,077.00

IC PIN, SPRINGS, ETC.	Specify	List
Description	**Part number**	**Price each**
A2 top pins, #2 through #19; replace "xx" with size, 100/pkg	A12635-0xx-00	$16.60 pkg
A2 bottom pins, #0 through #9; replace "xx" with size, 100/pkg	A12636-0xx-00	$16.60 pkg
A4 top pins, #1 through #11; replace "xx" with size, 100/pkg	A30375-0xx-00	$16.60 pkg
A4 bottom pins, #0 through #5; replace "xx" with size, 100/pkg	A30376-0xx-00	$16.60 pkg
Tumbler spring, 100/pkg.	A12637-000-00	$13.50 pkg
Tumbler spring, 500/pkg.	A12637-500-00	$35.50 pkg
Caps for BEST style cores, 500/pkg.	A12638-000-00	$41.20 pkg
Spring cover, 6-pin, 100/pkg.	A12639-001-00	$41.20 pkg
Spring cover, 7-pin 100/pkg.	A12639-002-00	$41.20 pkg

SOLD SEPARATE

KEYS

Standard	Unembossed	Large bow	Access bow
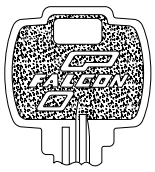	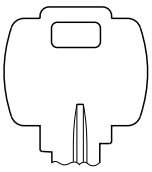		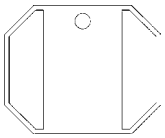

KEY BLANKS (Specify keyway and order in multiples of 50 except where specified.)		**Specify**	**Price**	
Description	**Qty./Wt.**	**Part number**	**Open**	**Restricted**
Standard 5-pin	50/1	KB573	$3.40	N/A
Standard 6-pin		KB577	$3.40	$4.40
Standard 7-pin	35/1	KB581	$3.90	$4.90
Unembossed 5-pin	50/1	KB751	$3.50	N/A
Unembossed 6-pin		KB761	$3.50	$4.50
Unembossed 7-pin	35/1	KB771	$4.00	$5.00
Large bow - 5-pin	25/1	KB544	$7.40	N/A
Large bow - 6-pin	25/1	KB590	$7.40	N/A
Emergency - 6-pin	50/1	KB579	$12.30	$13.30
Emergency, large bow - 6-pin	25/1	KB592	$16.30	N/A
Plastic handicap access bow only[1]	1	001911-001-70	$16.40	N/A
Block-O-Key construction key - 4-pin	1	KB525	$6.90	N/A
6-pin Schlage C Blank	1	Q330-215	$4.40	N/A

[1] 2" access bow meets Title 24 of The California Code for the Handicapped. Used with existing KB905, KB906, and KB907 keys. Not shown actual size.

SOLD SEPARATE

KEYS

CUT KEYS	Specify	Price	
Description	**Part number**	**Open**	**Restricted**
Standard 5-pin	KB574	$10.10	N/A
Standard 6-pin	KB578	$10.10	$11.10
Standard 7-pin	KB582	$10.10	$11.10
Unembossed 5-pin	KB794	$10.10	N/A
Unembossed 6-pin	KB797	$10.10	$11.10
Unembossed 7-pin	KB799	$10.10	$11.10
Large bow - 5-pin (When furnished with lock - 2 keys) additional per lock	KB545	$16.40	N/A
Large bow - 5-pin	KB545	$16.40	N/A
Large bow - 6-pin (When furnished with lock - 2 keys) additional per lock	KB591	$14.10	N/A
Large bow - 6-pin	KB591	$14.10	N/A
Emergency - 6-pin	KB580	$16.70	$17.70
Emergency - 7-pin	KB584	$20.00	N/A
Emergency, large bow - 6-pin	KB593	$20.70	N/A
With 2" handicap access bow, 5-pin (includes 001911-001-70)	KB905	$23.10	N/A
With 2" handicap access bow, 6-pin (includes 001911-001-70)	KB906	$23.10	N/A
With 2" handicap access bow, 7-pin (includes 001911-001-70)	KB907	$23.10	N/A
Block-O-Key construction key - 4-pin	KB531	$10.70	N/A
Construction key - 5-pin	KB565	$10.70	N/A
Construction key - 6-pin	KB566	$10.70	$11.70
Construction key - 7-pin	KB567	$11.60	$12.60
Schlage C - 6-pin	330055	$9.90	N/A
Schlage C -5-pin	330278	$9.90	N/A
Schlage Split Key 6-pin	Q330-276	$13.10	N/A

Specify key section to key (blank) numbers.
Prices listed for key blanks and cut keys are for E, G and H sections only. Letter of authorization required for restricted sections; not available to stock; shipped directly to the end user.

SOLD SEPARATE

KEYS

Standard	Unembossed	Clipped for handicap
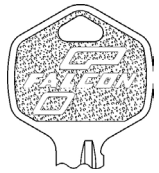	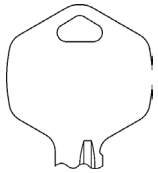	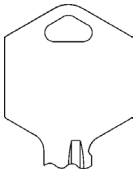

IC CORE KEY BLANKS				
Description	Standard	Unembossed both sides	Price	
			Open	Restricted
Standard	KB628	KB718	$3.60	$4.60
Stamped CONTROL	KB608	KB744	$6.70	$7.70
MA Series EMERGENCY	KB737	KB748	$10.10	$11.10
Blade for 2" access bow	KB633	-	$16.60	$17.60
Plastic access bow	001911-001-70	-	$16.40	N/A

IC CORE CUT KEYS						
Description	Standard		Unembossed both sides		Price	
	6-pin	7-pin	6-pin	7-pin	Open	Restricted
Standard	KB632-1	KB632-2	KB673-1	KB673-2	$10.10	$11.10
CONTROL	KB609-1	KB609-2	KB778-1	KB778-2	$13.00	$14.00
MA Series EMERGENCY	KB738-1	KB738-2	KB779-1	KB779-2	$15.00	$16.00
2" Access bow	KB916	KB916-1	-	-	$16.60	$17.60

1. Specify keyway.
2. Order standard blanks in multiples of 50.
3. Prices for key blanks and/or cut keys are for single key sections only. Key blanks 50 min. Cut keys no minimum quantity.
4. For double milled key (e.g. DE, EF, FG) add $4.00 each to prices shown, minimum order quantity of 50 keys.
5. Triple and quadruple milled keys add $4.50 each to price shown, minimum order quantity of 50 keys.
6. Letter of authorization required for restricted sections; not available to stock; shipped directly to the end user.

BEST® STYLE SFIC CORE KEY BLANKS				
Description	Standard	Unembossed both sides	Price	
			Open	Restricted
Standard	KB800	KB801	$3.90	$4.90

Note: KB800 and KB801 are not available in multi-milled keyways.

BEST® STYLE SFIC CORE CUT KEYS				
Description	Standard	Unembossed both sides	Price	
			Open	Restricted
Standard 6-pin	KB807-1	KB809-1	$10.70	$11.70
Stamped control 6-pin	KB811-1	KB813-1	$14.00	$15.00
Standard 7-pin	KB807-2	KB809-2	$16.20	$17.20
Standard control 7-pin	KB811-2	KB813-2	$24.90	$25.90

Standard key tip

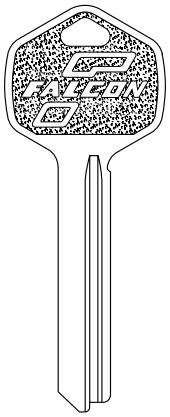

Mortise EMK tip

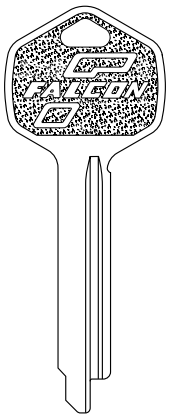

BEST® key



MA SERIES
T SERIES
X SERIES
K SERIES
B SERIES
W SERIES
D100 SERIES
D200 SERIES
H2 SERIES
CYLINDERS/KEYS
PORTABLE
INDEX

CONSTRUCTION

CONSTRUCTION PROGRAM

CONSTRUCTION CORE PROGRAM

Keyed construction cores may be ordered with interchangeable core locks and cylinders. These cores may also be ordered separately. All keyed construction cores are assessed a non-refundable handling charge of $13.60 (p/n 50-231). Standard payment terms apply.

Features:

- 6-pin A keyway.
- 7-pin A keyway.
- Construction cores are a flat black finish on the face. Other colors may be provided. Contact Customer Service for available colors.
- Construction cores are furnished with no keys (NCK). Cut keys must be ordered separately.
- A control key is required to install and remove construction cores. Control keys must be ordered separately.
- Construction cores may be returned for credit in working condition. Credit is issued upon receipt of cores at our factory.

A Return Material Authorization (RMA) must be issued, in order for cores to be returned.

Construction core

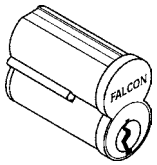

Disposable construction core

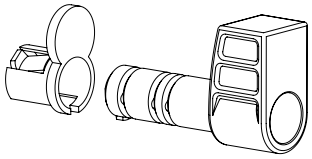

CONSTRUCTION CORE PROGRAM

Description	Specify		Price
	Part number	Suffix	
Construction core 6-pin; Specify “H” suffix when ordering with Locks. Specify “CCA” when ordering with Mortise and Rim Cylinders.	C606CCA	See Note	$60.00
Construction core 7-pin; Specify “H” suffix when ordering with Locks. Specify “CCA” when ordering with Mortise and Rim Cylinders.	C607CCA	See Note	$60.00
Cut key for construction core 6-pin (order separately)	KB632-1CCA	-	$10.10
Cut key for construction core 7-pin (order separately)	KB632-2CCA	-	$10.10
Cut control key 6-pin (order separately)	KB609-1CCA	-	$13.00
Cut control key 7-pin (order separately)	KB609-2CCA	-	$13.00
Disposable construction core; Specify “BDC” suffix when ordering	1408	BDC	$7.70
Non-refundable handling charge per core	50-231F	-	$13.60

1. Keyed and temporary construction cores will be installed in locks and cylinders automatically unless otherwise specified on orders.
2. Construction cores for a given project are keyed alike to one of a limited number of combinations nationwide. Different Falcon projects in the same area using the same or different contractors may use the same key. Where a higher degree of security is desired, order a set of cores in 606 or 626 finish keyed alike to a random combination. Specify “KS1.” Such cores are not returnable to Falcon but may be reused for other projects.
3. Temporary construction cores are an inexpensive alternative to interior keyed construction cores. This temporary is intended for use on interior door applications or where security on-site is not a concern.

TEMPORARY CONSTRUCTION CORE PROGRAM (DISPOSABLE)

Temporary construction cores may be ordered with interchangeable core locks and cylinders. These cores may also be ordered separately. Standard payment terms apply.

Features:

- Conveniently fits both 6-pin and 7-pin SFIC applications.
- No keys need to be issued.
- Disposable construction cores are not returnable.
- The disposable core is inserted in the lever or knob and is operated by a thumbturn, which retracts the latch bolt.

STAMPING

CYLINDER AND KEY STAMPING

With these options, keys and/or cylinders are stamped with the key symbol (code). This tells how the cylinder is keyed, eliminating trial and error. Lock mix-ups during installation or key mix-ups afterward are less likely to happen - and easier to straighten out if they do. For example, the symbol AA1 shown in the illustration identifies the lock to be operated by grand master key A, master key AA and change key AA1. Upon written authorization from the building owner to an authorized Falcon distributor, a bitting list can be furnished for each job to translate the symbols into key bittings. If a key is lost, a replacement key can be ordered by number from the Falcon distributor.

Visual key control (VKC) - For greater convenience
The key symbol is stamped on the plug face or other visible portion of the front of the cylinder. This makes identification fast and convenient. The disadvantage is that stolen or lost keys can be easily matched to the locks they operate. Also, restamping cylinders when they are rekeyed results in damage to the finish.

Concealed key control (CKC) - For greater security
For greater security, specify CKC on the cylinders. The key symbol is stamped in a concealed location, such as the rear of the cylinder or the side of an interchangeable core. It is not visible to the general occupants of the building but can be accessed by authorized personnel upon removal of the cylinder or core.

Visual key control (VKC)

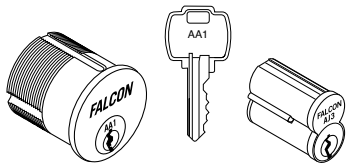

Concealed key control (CKC)

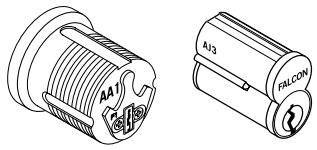

KEY AND CORE STAMPING	Specify	Price	
Description	**Part number**	**Standard**	**I-Core**
VKC - Cylinders - Standard and I-Core, Standard and non-standard code	50-002	$9.60	-
VKC - Visual Key Control, standard symbols (AA1, AA2, etc. on keys)	50-217	$4.10	$4.10
Non-standard code letters or numbers than industry standard key symbols on key (5 max.)	50-003	$10.40	$10.40
CKC - Cylinders - I-Core only, Standard and non-standard code	50-216	-	$9.60

SPECIAL AND CUSTOM DIE STAMPS		
Description	**Specify Part number**	**List price**
Keys stamped with custom or special dies x - i.e., STATE OF FLORIDA, DO NOT DUPLICATE, etc.	50-219	$7.20

BITTING LISTS (KEYING TRANSCRIPTS)		
Description	**Specify Part number**	**List price**
Bitting list for factory masterkeyed products (requires written authorization from end-user on letterhead)	50-123	$335.00
Establish new masterkey system for field masterkeying, up to 50 bittings	50-120	$49.70
Each additional bitting for field masterkeying	50-121	$6.20
New change key bitting for cylinders keyed in the field	50-122	$5.00

MA SERIES
T SERIES
X SERIES
K SERIES
B SERIES
W SERIES
D100 SERIES
D200 SERIES
H2 SERIES
CYLINDERS/KEYS
PORTABLE
INDEX

CHARGES

KEYING CHARGES

MASTER KEYING		
Description	**Specify Part number**	**List price**
Conventional cylinder Master Keyed (MK), Grand Master Keyed (GMK), Emergency Master Keyed (EMK), and Single Keyed (SKD) groups	50-210	$28.30
Interchangeable core Master Keyed (MK), Grand Master Keyed (GMK), Emergency Master Keyed (EMK), and Single Keyed (SKD) groups	-	No charge

CONSTRUCTION KEYING - CONVENTIONAL CYLINDER		
Description	**Specify Part number**	**List price**
Cylinder Construction Keyed (CK)	50-211	$16.70
Cylinder Block-O-Keyed (BOK)	50-212	$16.70
Pack change keys independently for construction keying	60-000	No charge

OTHER KEYING CHARGES		
Description	**Specify Part number**	**List price**
Cylinder keyed different (KD) or keyed alike to a Falcon selected combination (KA) in sets of 2 or more	-	No charge
Cylinder 0-bitted or 1-bitted, as applicable	-	No charge
Conventional cylinder keyed to a specific combination	50-001	$14.10
Standard cylinder extra key charge	50-215	$5.70
Extra Cut Key with cylinder/lock	50-232	$6.70
Pack change keys independently for non-construction keying	60-001	$0.80 per key

1. Any cylinder operated by keys other than its own change key, or Single Keyed (SKD) groups within a master key system are subject to master keying charges. The Falcon Master key department determines and makes the final decision in the selection and use of key. 100% system expansion is allowed for new master key systems, unless otherwise specified.
2. Construction keyed cylinder charges are in addition to master keying charges. PKI (Pack Keys Independently) packaging is included at no additional charge.
3. Construction keying is not available with SFIC cylinders. Construction cores may be ordered for interchangeable core locks and for mortise and rim cylinders, for use during construction. See Construction Core Program on page 170.
4. Block-O-Key construction keying requires 6-pin cylinders and is only available in select keyways.
5. Construction keys must be ordered separately. See page 170.
6. Conventional cylinders are available 0-bitted.
7. Conventional restricted key section cylinders are furnished 1-bitted unless otherwise specified.
8. Falcon locks and cylinders are furnished with Falcon G key section, keyed differently (KD) unless otherwise specified.
9. Falcon SFIC cylinders are furnished with A keyway, uncombinated, without keys when not specified.

PORTABLE SECURITY

Padlocks and special security products

KS Series Padlock Parts

Exploded View - SFIC

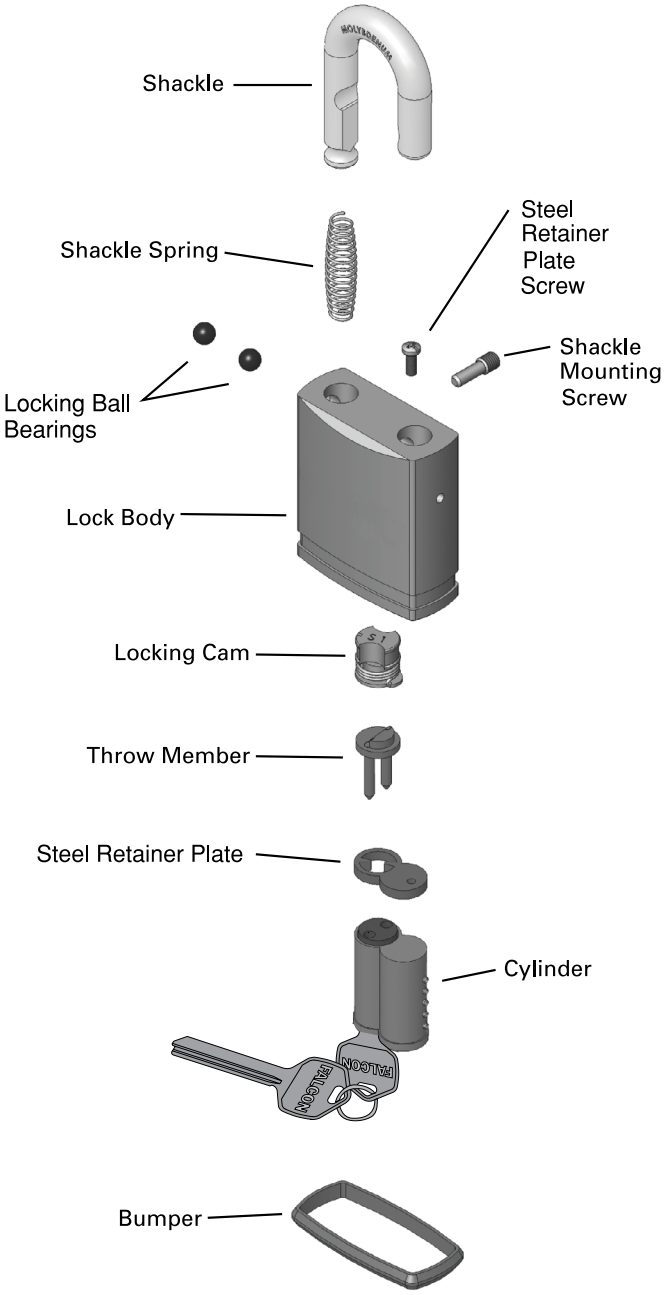

Contents

Portable security | Overview 173

Cable locks 175

SFIC - Less cylinder 175

Special security 176

Portable security | Parts 177

Commercial series: Replacement shackles 177

Standard features for commercial series padlocks

Certification	Meets or exceeds ASTM standards for standard steel shackle, shackle cutting, and corrosion resistance.
Lock body	Chrome plated brass - resists corrosion
Shackle	Hardened steel alloy, double deadbolt locking mechanism
Cylinder[1]	Accepts Falcon 6-pin or 7-pin small format interchangeable core (SFIC), as well as SFIC products from other manufacturers
Cylinder finish	606 Satin Brass

[1] All padlocks supplied less cylinder. Cylinders must be ordered separately.

Important ordering information

Locks must be ordered in case quantities; this does not apply to factory ordered Falcon branded 955 Series locks.

Case quantity is listed with each product. All prices listed are unit prices.

Note: All Falcon cylinders will ship separately.

CABLE LOCKS

10 Series -
1/4" Shackle diameter



20 Series -
5/16" Shackle diameter



40 Series -
3/8" Shackle diameter



SFIC - LESS CYLINDER

LESS CYLINDER - CHROME PLATED BRASS BODY														
UPC 720018-	Part number	Body size			Shackle dimension			Shackle dimension (metric)			Cylinder type	Case pack	Master pack	List price each
		Width	Height	Depth	A	B	C	A	B	C				
KS11 2 SERIES														
997658	KS11D1200	1-25/32"	2-3/16"	7/8"	1/4"	1-1/2"	3/4"	6.4mm	38mm	19mm	SFIC	6	24	$41.30
997641	KS11F1200	1-25/32"	2-3/16"	7/8"	1/4"	2"	3/4"	6.4mm	51mm	19mm	SFIC	6	24	$43.10
KS21 SERIES														
997498	KS21D1200	1-25/32"	2-3/16"	7/8"	5/16"	1-1/2"	3/4"	8mm	38mm	19mm	SFIC	6	24	$43.80
997481	KS21F1200	1-25/32"	2-3/16"	7/8"	5/16"	2"	3/4"	8mm	51mm	19mm	SFIC	6	24	$45.50
KS41 SERIES														
997375	KS41D1200	1-15/16"	2-3/16"	7/8"	3/8"	1-1/2"	3/4"	9.5mm	38mm	19mm	SFIC	6	24	$43.40
997368	KS41F1200	1-15/16"	2-3/16"	7/8"	3/8"	2"	3/4"	9.5mm	51mm	19mm	SFIC	6	24	$45.50

Note: Product is shipped without cylinder. For cylinder options: see Cylinders.
Keying options: see Keys and Keying. See Terms and Conditions for more information.
Case quantity is 6.

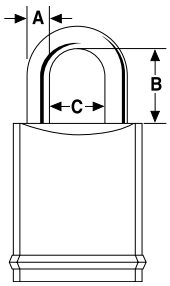

Shackle Dimensions

MA SERIES
T SERIES
X SERIES
K SERIES
B SERIES
W SERIES
D100 SERIES
D200 SERIES
H2 SERIES
CYLINDERS/KEYS
PORTABLE
INDEX

SPECIAL SECURITY

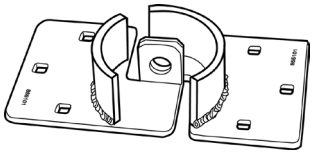

855101

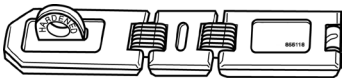

855118

SPECIALTY SECURITY PRODUCTS					
HASPS - HIGH-SECURITY					
UPC	**Part number**	**Description**	**Body dimension**	**Carton quantity**	**List price each**
720018855101	855101	Vehicle or gate security hasp	8-1/2" x 4-1/2"	3	$54.00
720018855118	855118	Flexible double-hinge steel security hasp	7-3/4" x 1-3/4"	6	$17.30

PARTS

Important ordering information: Locks must be ordered in case quantities; this does not apply to factory ordered Falcon branded 955 Series locks. Case quantity is listed with each product. All prices listed are unit prices.

20 Series shackles

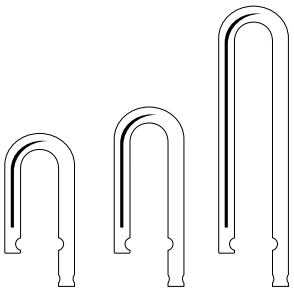

1-1/2" 2" 4"

40 Series shackles

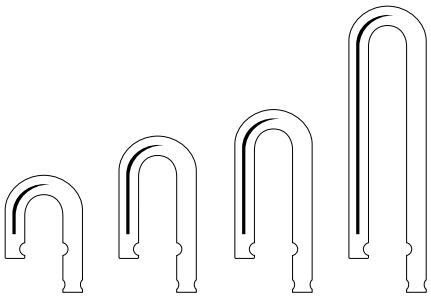

3/4" 1-1/2" 2" 4"

COMMERCIAL SERIES: REPLACEMENT SHACKLES										
UPC 720018-	Part number	Shackle dimension			Shackle dimension (metric)			Box quantity	Carton quantity	List price each
		A	B	C	A	B	C			
HARDENED STEEL SHACKLES - FOR USE WITH 20 SERIES PADLOCKS										
997115	KZ11G20	5/16"	4"	3/4"	8mm	102mm	19mm	6	36	$15.50
BRASS SHACKLES - FOR USE WITH 10 SERIES PADLOCKS										
997009	KZ12G10	1/4"	4"	3/4"	6.4mm	102mm	19mm	6	36	$12.30
BRASS SHACKLES - FOR USE WITH 20 SERIES PADLOCKS										
996996	KZ12G20	5/16"	4"	3/4"	8mm	102mm	19mm	6	36	$15.40
BRASS SHACKLES - FOR USE WITH 40 SERIES PADLOCKS										
996989	KZ12G40	3/8"	4"	3/4"	9.5mm	102mm	19mm	6	18	$19.00
STAINLESS STEEL SHACKLES - FOR USE WITH 20 SERIES PADLOCKS										
001294	KZ13D20	5/16"	1-1/2"	3/4"	8mm	38mm	19mm	6	36	$10.60
001300	KZ13F20	5/16"	2"	3/4"	8mm	51mm	19mm	6	36	$11.00
STAINLESS STEEL SHACKLES - FOR USE WITH 40 SERIES PADLOCKS										
001317	KZ13D40	3/8"	1-1/2"	3/4"	9.5mm	38mm	19mm	6	36	$13.30
001324	KZ13F40	3/8"	2"	3/4"	9.5mm	51mm	19mm	6	36	$13.80

Note: All Falcon cylinders will ship separately.

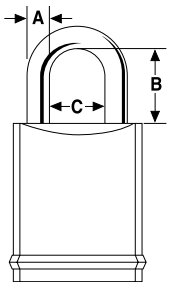

Shackle Dimensions

MA SERIES
T SERIES
X SERIES
K SERIES
B SERIES
W SERIES
D100 SERIES
D200 SERIES
H2 SERIES
CYLINDERS/KEYS
PORTABLE
INDEX

Locks Product Index

Part No.	Page
10-001	144
10-026	144
10-027	144
10-064	116, 130
10-087	116, 130
10-092	116, 130, 143
10-094	116, 130, 143
10-095	116, 130, 143
10-109	144
10-116	143
10-121	144
10-122	144
10-123	144
10-124	144
12-626	115, 129
35-057	163
36-071	115, 129
37-016	114, 128, 143
38-031	115, 129
43-005	43, 46
50-001	172
50-002	171
50-003	171
50-210	172
50-211	172
50-212	172
50-215	172
50-216	171
50-217	171
50-219	171
50-231F	170
50-232	172
60-000	172
60-001	172
61-500	118, 132
61-501	118, 132
61-502	118, 132
61-503	118, 132
61-504	132
61-505	132
61-506	132
61-507	118, 132
61-509	128, 129, 164
61-510	128, 129, 164
250	148
251	148
252	148
253	148
945	159
950	159
951	148
954	159

Part No.	Page
973	148
974	148
984D	148
985	148
985D	148
985T	148
986	148
986T	148
987	148
988	148
990	148
992	148
1208	166
001294	177
001300	177
001317	177
001324	177
1387	47
1388	47
1389	161
1390	166
1391	166
1392	166
1393	166
1396	161
1397	164
1398	166
1400	166
1401	166
1402	166
1403	166
1404	166
1405	166
1407	166
1408	170
1411	166
1414	166
1415	166
1416	163
1417	163
1418	163
1421	163
1453	163
1453-1	163
1453-2	163
001911-001-70	167, 169
002770-016-30	48
002807-000-30	165
005099-000	114, 128
005099-000-30	29, 43, 46, 59, 61, 84, 87
005099-000-60	59, 61

Part No.	Page
005161-000	46, 61, 87
005164-000	46, 61, 87
5620-IC	164
5620-STD	161
5621-IC	164
5621-STD	161
5622-IC	164
5622-STD	161
008789-001-60	163
008862-000	163
008876-000	163
008876-001	163
008876-002	163
008876-003	163
008876-004	163
008876-005	163
012136-000	62
012137-000	62
012138-000	62
012162-000-10	163
012172-000-30	62
012191-000-60	59, 61
012191-003-70	59, 61
012236-000	62
012612-000-60	166
012966-000	62
012967-000	62
021164-016	48, 62, 87
022104-000-30	46
022105-000-30	46
022106-002-55	46
022108-000-60	46
022112-000-30	46
022175-000-30	165
022175-001-30	165
022175-002-30	165
022258-007	60
022258-008	60
022258-009	60
022290-007	60
022920-000	60
022950-007	60
022950-008	60
022953-007	60
022980-007	60
022980-008	60
022980-009	60
022981-007	60
022986-001-50	46
024030-000	60
024416-012	48, 62, 87
030057-002	29

Part No.	Page
030113-000-60	163
030166-T10-30	163
030166-T15-30	163
030166-T20-30	163
030425-000-60	166
030480-004-00	161
030654-000-625	46
030654-000-626	46
030703-000-30	46
030704-002-30	46
030706-002	45
030709-000-60	46
030712-000-30	47
030712-001-30	47
030718-000-30	47
030718-001-30	47
030722-000-30	47
030724-000-30	47
030726-000-30	47
030726-007-30	47
030728-000	47
030729-000-70	47
030732-000-30	47
030732-001-30	47
030733-000-55	47
030733-002	47
030739-000-30	165
030739-001-30	165
030739-002-30	165
030739-003-30	165
030740-000	44
030740-001	44
030740-002	44
030742-000	44
030742-001	44
030742-002	44
030744-000	44
030744-001	44
030744-002	44
030755-005-30	48
030787-000-70	47
030831-004-30	48
030926-001	44
030926-002	44
030926-003	44
030927-001	44
030927-002	45
030927-003	45
030928-001	45
030928-002	45
030928-003	45
030929-001	44

Part No.	Page
030929-002	44
030929-003	44
030930-001	45
030930-002	45
030930-003	45
030996-001	44
030996-002	44
030996-003	44
031034-000-30	166
031100-000-30	163
031416-000	47
031511-000-30	47
031514-000-30	47
031515-004-30	48
031516-000-70	47
031531-006-30	48
031533-006-30	48
031700-002	85
031701-002	85
031702-000	85
031703-000	85
031705-000-30	87
031718-000	87
031719-000	87
031741-000-50	87
042613-000-60	163
330055	168
330278	168
855101	176
855118	176
996989	177
996996	177
997009	177
997115	177
997368	175
997375	175
997481	175
997498	175
997641	175
997658	175
23981111	46
23981129	46
23981137	46
23981145	46
23981152	46
23981160	46
24074387	46
24483760	46
720018855101	176
720018855118	176
A02750-000-00	163
A03039-000-00	163

Part No.	Page
A03519-000	62
A05133-004-630	61
A05183-000	61
A05183-004	61
A05185-000	46, 61
A05185-004	46, 61
A05186-000	61
A05187-000	61
A05188-000	61
A05189-000	61
A7801	29
A7802	29
A7804	29
A7805	29
A7806	29
A7807	29
A7808	30
A7809	29
A7813	30
A7814	30
A7815	30
A7816	30
A7819	29
A7820	30
A7821	30
A7822	29
A7829	30
A7830	29
A7831	29
A7851-12	30
A7851-12RX	30
A7851-24	30
A7851-24RX	30
A7881-12	30
A7881-12RX	30
A7881-24	30
A7881-24RX	30
A08350-000-00	161
A08355-000-00	162
A08395-000-00	162
A08552-000-00	164
A08553-00X-00	164
A08554-000-00	164
A08556-000-00	164
A08580-00X-00	164
A8737-1	28
A8737-2	28
A8737-3	28
A8737-4	28
A8737-5	28
A08790-000	162
A08790-001	162

Part No.	Page
A08790-002	162
A08790-003	162
A08790-004	162
A08794-000	162
A08794-001	162
A08794-002	162
A08794-003	162
A08867-000-00	161
A09888-000-00	161
A09890-000-00	161
A09894-001-00	161
A09894-002-00	161
A09894-003-00	161
A09894-021-00	161
A09894-022-00	161
A09894-023-00	161
A09897-000-00	161
A09897-024	148
A09897-024-00	161
A09898-000-00	161
A09899-000-00	161
A12053-000-00	162
A12165-000-00	163
A12165-100-00	163
A12166-000-00	163
A12635-0xx-00	166
A12636-0xx-00	166
A12637-000-00	166
A12637-500-00	166
A12638-000-00	166
A12639-001-00	166
A12639-002-00	166
A12663-001-00	165
A12663-002-00	165
A12663-003-00	165
A12663-004-00	165
A12663-008-00	165
A12663-009-00	165
A12664-010-00	165
A12667-000-00	164
A12667-001-00	164
A12667-002-00	164
A12667-003-00	164
A12667-03A-00	164
A12667-006-00	164
A12667-007-00	164
A12667-008-00	164
A12667-011-00	164
A12667-013-00	164
A12667-020-00	164
A12689-000-00	165
A12698-000-00	165

Part No.	Page
A20065-000-00	161
A20069-000-00	161
A20278-000-00	164
A22161-005-00	61
A22164-000-00	161
A22164-001-00	161
A22164-002-00	161
A22164-003-00	161
A22169-000-00	162
A22169-002-00	162
A23151	149, 153
A23151-01	153
A23151-02	149, 153
A23151-03	149, 152, 153
A23151-05	149, 153
A23151-06	149, 150, 153
A23151-07	149, 153
A23152	149, 153
A23152-02	149, 153
A23155	153
A23155-02	150, 153
A23159-000	156
A23159-1	156
A23159-2	155
A23159-3	156
A23159-4	156
A23159-5	156
A23159-6	156
A23159-7	155
A23159-8	156
A23159-10	155
A23159-11	155
A23159-12	156
A23159-13	155
A23160-000	156
A23160-1	156
A23160-2	155
A23160-3	156
A23160-4	156
A23160-5	156
A23160-6	156
A23160-7	155
A23160-8	156
A23160-10	155
A23160-11	155
A23160-12	156
A23160-13	155
A23160-14	155
A23160-15	155
A23160-16	155
A23160-17	155
A23160-18	155

Part No.	Page
A23160-19	155
A23160-20	155
A23160-21	155
A23160-22	155
A23160-23	155
A23160-24	155
A23160-25	155
A23160-26	155
A23161	149, 154
A23161-01	153
A23161-02	149, 154
A23161-03	149, 154
A23161-05	149, 154
A23161-06	149, 150, 153, 154
A23161-07	149, 154
A23162	149, 154
A23162-02	149, 154
A23165	154
A23165-02	150, 153
A23166	158
A23166-1	158
A23166-2	158
A23166-3	158
A23166-4	158
A23166-5	158
A23166-6	158
A23166-7	158
A23166-8	158
A23166-10	158
A23166-11	158
A23166-12	158
A23166-13	158
A23167	157
A23167-1	157
A23167-2	156
A23167-3	157
A23167-4	157
A23167-5	157
A23167-6	157
A23167-7	157
A23167-8	157
A23167-10	157
A23167-11	156
A23167-12	157
A23167-13	156
A23168	157
A23168-1	157
A23168-2	156
A23168-3	157
A23168-4	157
A23168-5	157
A23168-6	157

Part No.	Page
A23168-7	157
A23168-8	157
A23168-10	157
A23168-11	156
A23168-12	157
A23168-13	156
A23169	158
A23169-1	158
A23169-2	158
A23169-3	158
A23169-4	158
A23169-5	158
A23169-6	158
A23169-7	158
A23169-8	158
A23169-10	158
A23169-11	158
A23169-12	158
A23169-13	158
A23171-01	149, 154
A23171-02	149, 154
A23171-05	149, 154
A23171-06	149, 154
A23171-07	149, 154
A23172-02	149, 154
A23174	157
A23174-1	157
A23174-2	156
A23174-3	157
A23174-4	157
A23174-5	157
A23174-6	157
A23174-7	157
A23174-8	157
A23174-10	157
A23174-11	156
A23174-12	157
A23174-13	156
A24264-000-00	162
A28351-000-00	162
A30028	152, 153
A30028-01	152, 153
A30034-001-00	162
A30036-01	154
A30037-000-00	162
A30038-000-00	162
A30040	152, 153
A30040-01	152, 154
A30375-0xx-00	166
A30376-0xx-00	166
A30480-004-00	162
A30730-001-00	162

Part No.	Page
A30730-002-00	162
A30730-003-00	162
A30730-004-00	162
A30730-006-00	162
A30746-000-00	47
A30747-000-00	47
A30748-000-00	45
A30748-001-00	45
A30749-060-00	47
A30749-070-00	47
A30753-00	44
A30753-01	44
A30756-000-00	45
A30756-001-00	45
A30758-000-00	45
A30758-001-00	45
A30759-000-00	45
A30759-001-00	45
A30760-000-00	45
A30760-001-00	45
A30761-000-00	45
A30765-000-00	45
A30767-000-00	45
A30767-001-00	45
A30769-000-00	45
A30769-001-00	45
A30773-000-00	45
A30773-001-00	45
A30775-000-00	47
A30780-000-00	47
A30780-001-00	47
A30906-001-00	47
A30906-060-00	47
A30906-070-00	47
A30913-000-00	47
A30913-001-00	47
A30915-000-00	47
A30915-001-00	47
A31517-000-00	45
A31517-001-00	45
A31518-000-00	45
A31518-001-00	45
A31544-00	44
A31706-000-00	85
A31707-000-00	85
A31707-002-00	85
A31708-000	85
A31708-001	85
A31708-002	85
A31708-003	85
A31709-000-00	85
A31709-001-00	85

Part No.	Page
A31714-000-00	85
A31714-001-00	85
A31715-000-00	85
A31715-001-00	85
A31716-000-00	85
A31716-001-00	85
A31727-005-00	84
A31739-000	85
A31739-001	85
A31750-000	85
A31750-001	85
A31751-000	85
A31751-001	85
A31764-000	85
A31767-000	87
A48553-00X-00	164
A48580-00X-00	164
A57420-000	86
A57420-00D	86
A57421-000	86
A57421-00D	86
A57425-000	86
A57425-00D	86
A57430-000	86
A57430-00D	86
A57431-000	86
A57431-00D	86
A57435-000	86
A57435-00D	86
A57620-000	86
A57620-00D	86
A57621-000	86
A57621-00D	86
A57625-000	86
A57625-00D	86
A57630-000	86
A57630-00D	86
A57631-000	86
A57631-00D	86
A57635-000	86
A57635-00D	86
A92320-000	60
A92320-00D	61
A92321-000	60
A92321-00D	61
A92330-000	60
A92330-00D	61
A92331-000	60
A92331-00D	61
A98535-000	60
A98535-00D	61
A98538-000	60

Part No.	Page
A98538-00D	61
A98835-0SD	61
A98838-0SD	61
AE55012-OC	27
AE55012-OT	27
AE77012-IE	28
AE77012-IT	28
AE77012-OC	28
AE77012-OK	28
AE77012-OP	28
AE77012-OT	28
AE77029	27
AE77140	27
AE77280	27
AE77310	27
AE77321	27
AE77360	27
AE77526	27
AE77760	27
AE87012-OC	28
AE87012-OK	28
AE87012-OT	28
AE87212-IC	28
AS5813	29
AS75319	27
AS76029	27
AS76140	27
AS76280	27
AS76310	27
AS76319	27
AS76321	27
AS76360	27
AS76526	27
AS76760	27
AS76853	27
B202-578	144
B302-041	115, 129
B302-045	115, 129
B502-873	144
B520-298	117, 131
B520-649	115, 129
B520-650	115, 129
B520-651	161
B520-652	161
B600-018	115, 129
B600-045	161
B600-046	161
B600-047	117, 131
B600-053	117, 131
B600-066	117, 131
B600-071	162
B600-078	117, 131

Part No.	Page
B600-100	117, 131
B600-101	117, 131
C262-xx	146
C265-xx	146
C603-897	117, 131
C606	147
C606CCA	170
C607	147
C607CCA	170
C608	147
C609	147
C646	147
C647	147
C648	147
C649	147
C953-xx	146
C977-xx	146
C987-xx	146
C988-xx	146
C990-xx	146
C991-xx	146
C992-xx	146
C997-xx	146
CB806	147
CB807	147
CB808	147
CB809	147
CB846	147
CB847	147
CB848	147
CB849	147
E77012-IB	28
E77012-IC	28
E77012-IK	28
E77012-IP	28
E77300	30
E77301	30
E77306	30
E77307	30
J250-028	116, 117, 130, 131
KB525	167
KB531	168
KB536	163
KB544	167
KB545	168
KB565	168
KB566	168
KB567	168
KB573	167
KB574	168
KB577	167
KB578	168

Part No.	Page
KB579	167
KB580	168
KB581	167
KB582	168
KB584	168
KB590	167
KB591	168
KB592	167
KB593	168
KB608	169
KB609-1	169
KB609-1CCA	170
KB609-2	169
KB609-2CCA	170
KB628	169
KB632-1	169
KB632-1CCA	170
KB632-2	169
KB632-2CCA	170
KB633	169
KB673-1	169
KB673-2	169
KB718	169
KB737	169
KB738-1	169
KB738-2	169
KB744	169
KB748	169
KB751	167
KB761	167
KB771	167
KB778-1	169
KB778-2	169
KB779-1	169
KB779-2	169
KB794	168
KB797	168
KB799	168
KB800	169
KB801	169
KB807-1	169
KB807-2	169
KB809-1	169
KB809-2	169
KB811-1	169
KB811-2	169
KB813-1	169
KB813-2	169
KB905	168
KB906	168
KB907	168
KB916	169

Part No.	Page
KB916-1	169
KS11D1200	175
KS11F1200	175
KS21D1200	175
KS21F1200	175
KS41D1200	175
KS41F1200	175
KZ11G20	177
KZ12G10	177
KZ12G20	177
KZ12G40	177
KZ13D20	177
KZ13D40	177
KZ13F20	177
KZ13F40	177
M204-198	47
PE1396	29
Q001-046	87
Q001-048	46, 61, 87
Q001-049	46, 61, 87
Q001-055	165
Q005-085	103
Q033-026	103
Q033-066	155
Q033-067	155
Q033-069	155
Q033-070	155
Q033-071	155
Q033-072	156
Q033-073	156
Q033-074	156
Q033-075	158
Q033-076	158
Q033-077	156
Q033-078	156
Q033-079	156
Q100-100	143
Q100-101	143
Q100-102	143
Q100-104	152, 154
Q100-105	152, 153
Q100-108	155
Q330-041	143
Q330-148	73, 102
Q330-149	73, 102
Q330-150	73, 102
Q330-151	73, 102
Q330-152	150, 156
Q330-154	150, 154
Q330-156	158
Q330-158	157
Q330-160	158

Part No.	Page
Q330-164	103, 161
Q330-166	157
Q330-168	103, 165
Q330-169	103, 165
Q330-170	103
Q330-175	130, 143
Q330-176	116
Q330-177	130, 143
Q330-178	116
Q330-179	103
Q330-182	103
Q330-192	102
Q330-193	102
Q330-194	102
Q330-195	102
Q330-196	102
Q330-197	102
Q330-198	102
Q330-199	102
Q330-200	102
Q330-201	102
Q330-202	102
Q330-203	102
Q330-204	102
Q330-205	102
Q330-206	102
Q330-207	102
Q330-208	102
Q330-209	102
Q330-210	157
Q330-215	167
Q330-237	156
Q330-238	154
Q330-239	158
Q330-240	157
Q330-241	157

Part No.	Page
Q330-242	157
Q330-243	158
Q330-245	156
Q330-245-5	155
Q330-246	154
Q330-247	158
Q330-248	157
Q330-249	157
Q330-250	157
Q330-251	158
Q330-253	130
Q330-254	130
Q330-256	116
Q330-257	116
Q330-270	47
Q330-271	47
Q330-276	168
Q330-282	103
Q330-385	73
Q330-386	73
Q330-387	73
Q330-388	73
Q330-391	150
Q330-392	74
Q330-393	74
Q330-394	74
Q330-396	150
Q330-397	150
Q330-399	74
Q330-430 BRK	44
Q330-430 BRW	44
Q330-430 LAT	44
Q330-430 LON	44
Q330-431 BRK	44
Q330-431 BRW	44
Q330-431 LAT	44

Part No.	Page
Q330-431 LON	44
Q330-432 BRK	44
Q330-432 BRW	44
Q330-432 LAT	44
Q330-432 LON	44
Q330-433 BRK	45
Q330-433 BRW	45
Q330-433 LAT	45
Q330-433 LON	45
Q330-447	103
Q330-448	103
Q500-010	151, 153
Q500-012	151, 153
Q500-014	151, 154
Q500-021	151, 153
Q500-022	151, 153
Q500-046	151, 154
Q500-047	151, 154
Q500-054	151, 153
Q500-055	151, 153
Q500-056	151, 153
Q500-057	151, 154
Q500-058	151, 153
Q500-059	151, 154
Q500-064	151, 153
Q500-065	151, 153
Q500-065-5C	155
Q500-066	151, 153
Q500-067	151, 153
Q500-069	151, 153
Q500-070	151, 153
Q500-071-5C	155
Q500-072	151, 153
Q630-246	74
Q630-254	74
Q630-266	73

Part No.	Page
Q630-267	73
Q630-268	73
Q630-269	73
Q630-270	73
Q630-271	73
Q630-272	73
Q630-273	73
Q630-274	73
Q630-275	73
Q630-276	74
Q630-277	74
Q630-278	74
Q630-279	74
Q630-288	74
Q630-289	74
Q630-301	73
Q630-302	73
Q630-306	150
Q630-310	150
Q630-311	150
Q630-312	74
R525-256	117, 131
S206-504	144
S206-505	144
S206-506	144
S76012	27
S76206	29
S76300	30
S76301	30
S76306	30
S76307	30
S76802	29
S76806	29
S76816	29

Contents

Available finishes **184**
General exit device information **185**
Factors affecting exit devices **186**
How to order **187**

Exit devices
Pushpad architectural heavy duty
25 Series **189**
Overview 189
Configure a product 193
Rim devices (25-R) 193
Surface vertical rod devices (25-V) 194
Mortise lock devices (25-M) 195
Concealed vertical rod devices (25-C) 196
Wood Door Concealed vertical rod devices (25-CWDC) 197
Options 198
Trim 200
Strikes 201
Accessories 202
Kits 203
Parts 204
Exploded view 210
24 Series **224**
Overview 224
Configure a product 227
Rim devices (24-R) 227
Surface vertical rod devices (24-V) 228
Concealed vertical rod devices (24-C) 229
Wood Door Concealed vertical rod devices (24-CWDC) 230
Options 231
Trim 232
Strikes 233
Accessories 233
Kits 234
Parts 236
Exploded view 242

Light-to-medium duty
19 Series **254**
Overview 254
Configure a product 256
Rim devices (19-R) 256
Surface vertical rod devices (19-V) 257
Options 258
Trim 259
Strikes 260
Accessories 260
Kits 261
Parts 262
Exploded view 264
20 Series **270**
Overview 270
Configure a product 271
Rim devices (20-R) 271
Surface vertical rod devices (20-V) 271
Trim 272

Pushpad commercial medium duty
1690/1790 Series **273**
Overview 273
Configure a product 274
Concealed vertical rod pushpad devices 274
Rim type pushpad devices 275
Options and kits 276
Strikes 277
Accessories 277
Parts 278
Exploded view and device parts 280
1490/1590 Series **284**
Overview 284
Configure a product 285
Concealed vertical rod touchbar devices 285
Rim devices 286
Options 287
Strikes 288
Accessories 288
Exploded view and device parts 289

Recessed concealed vertical mid-panel
2390 Series **298**
Overview 298
Configure a product 299
Concealed vertical rod devices 299
Options 300
Strikes 300
Accessories 300
Exploded view and device parts 301

Crossbar narrow stile
1990/2090 Series **305**
Overview 305
Configure a product 306
Concealed vertical rod crossbar devices 306
Rim crossbar devices 307
Options 308
Strikes 308
Accessories 308
Parts 309
Exploded view and device parts 312

Exit accessories
Mullions and mullion parts 317
Sex bolts 320
Delayed egress system 320

25 SERIES
24 SERIES
19 SERIES
20 SERIES
1690/1790 SERIES
1490/1590 SERIES
2390 SERIES
1990/2090 SERIES
ACCESSORIES

AVAILABLE FINISHES

BHMA	US	DESCRIPTION
605/666	US3	Bright Brass
606/667	US4	Satin Brass
611/705	US9	Bright Bronze
612/668/725	US10	Satin Bronze
343/643e	US11	Aged Bronze
613/703	US10B	Satin Bronze, Oil Rubbed
619/670	US15	Satin Nickel
622	US19/P35	Flat Black Painted
625/672	US26	Polished Chrome
626/702	US26D	Satin Chrome
628	US28	Anodized Aluminum, Clear (Satin)
629	US32	Bright Stainless Steel
630	US32D	Satin Stainless Steel
689	P28/SP28	Silver Painted (Resembles Aluminum Finish)
600	USP	Prime Coat
695	P13/SP313	Dark Bronze Painted (Spray Duranodic)
710	DC13/313AN	Anodized Aluminum, Duranodic Dark Bronze
711	DC35	Anodized Aluminum, Flat Black

1. Material substrate varies by device component, US and BHMA code used represents overall finish appearance of assembled device.
2. Depending on the model of device chosen, 689 (SP28) and 695 (SP313) contain certain exposed parts that are molded from black plastic material or black powder coated finish.
3. When split finish is desired, the finish listed first is understood to be the outside finish.
4. See specific device pages for available finishes by device.

GENERAL EXIT DEVICE INFORMATION

(Specific to the Falcon 19, 24, and 25 Series exit devices)

All products listed meet ANSI A156.3 Grade 1 standard. Devices will be furnished for hollow metal doors 3'0" x 7'0" x 1-3/4" full flush, with 5/8" high frame stops unless specified otherwise.

DOOR WIDTHS

EXIT DEVICES for door widths exceeding 4'0" are custom applications. Specify the exact door width and consult factory for price and availability. For device widths on narrow stile aluminum and glass doors, consult factory.

DOOR THICKNESS

EXIT DEVICES are furnished at prices listed for door thicknesses of 1-3/4" with standard centerlines. Other door thicknesses and/or offset installations may require additional charges for the device, trim, control and/or strike. Consult factory.

DOOR HEIGHTS/DEVICE CENTERLINE

SURFACE and CONCEALED VERTICAL ROD DEVICES for heights over 7'0" up to 8'0", extension rods are furnished at no additional charge. For heights over 8'0" up to 10'0" extension rods are furnished at prices shown on specific device parts pages. For doors higher than 10'0" or when centerline is other than standard, specify exact height. Consult factory for price.

86 OR 161 DOOR PREPARATIONS

When devices will apply over a 86 or 161 door preparation, consult factory.

DEVICE MOUNTING SCREWS

Machine screws are furnished with Fire Exit Devices. Sheet metal screws are furnished with Panic Devices. Machine screws can be substituted at no additional charge, specify AMS.

SUBSTITUTION OF OUTSIDE TRIM OR STRIKES

When other than standard is desired, deduct price of standard and add price of item used. Check catalog for compatibility. Lever trim is furnished standard Dane. Optional lever designs of Avalon, Quantum, and Sutro are available at no additional charge.

ELECTRIC ACCESSORIES

When specifying Electrical Products, consult catalog or factory to ensure all coordinating accessories have been considered. All electric devices must use respective power supply for warranty to apply.

FACTORS AFFECTING EXIT DEVICES

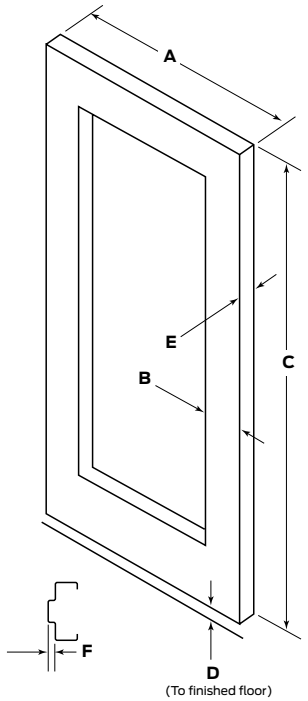

HANDING DIAGRAMS

Single door

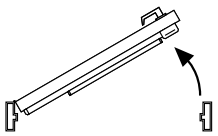

Single door

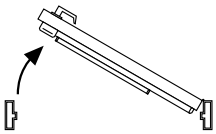

Same egress - Double door

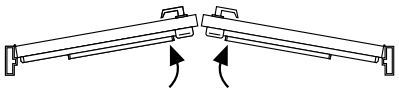

Double egress - Double door

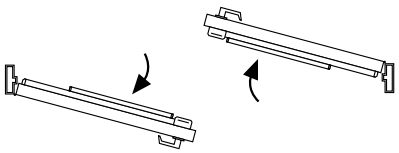

A Door width

Specify exact door width. This determines what size device is supplied. If door width not specified, 3' is furnished standard.

B Stile width

Determines which series can be used because of the dimension of the active or inactive case. In conjunction with the door width, the width of the device is also affected.

C Door height

Rod lengths and extension rod requirements for surface vertical or concealed vertical rod devices are determined by height.

D Undercut

Bottom rods and bottom latches or bolts for vertical rod applications are affected by the distance between the bottom of the door and the surface to which the strike will apply; 1/4" minimum, 3/4" maximum.

E Thickness

When trim is used with a device it is affected by thickness as is the length of fasteners and cylinders.

F Stop height

The type of strike and affect on backsets is determined by the stop (5/8" standard)

Glass bead

In the case of touch bar devices, Series 19, 24 and 25, glazing bead or trim can interfere with the device requiring shim kits with modified trim and/or device.

Fire labels

As a component of a fire door assembly, exit devices must meet special requirements.

Other

Factors such as transom panels, sill conditions and astragals can affect exit device selection.

Pairs

When devices will occur on paired door leaves, order them together.

Materials

Unusual door or frame materials can affect device selection such as channel iron frames, blade stop frames, hollow core doors and mineral core doors.

How to order exit devices

MEL - F - 25 - V - L-DANE - 605 - 3' - LHR - LBR - SNB - WD

Prefixes

AX	Accessible device (25 and 19 Series only)
CD	Cylinder dogging
LD	Less dogging
RX	Touchbar Request-to-Exit
DM	Latch bolt monitor switch - when fully extended
LM	Latch bolt monitor switch - when fully retracted
KOR	Key bypass switch
MEL	Motorized electric latch retraction
FSA	Electric lock or unlock trim-Fail Safe (25 Series only)
FSE	Electric lock or unlock trim-Fail Secure (25 Series only)
EA	Exit alarm

Rating

F	Fire exit hardware
Blank	Panic exit hardware

Device series

19	Touch bar device, narrow stile
24	Touch bar device, narrow stile
25	Touch bar device

Device type

R	Rim	C	Concealed vertical rod
V	Surface vertical rod	C-WDC	Concealed vertical rod (Wood door)
M	Mortise		

Trim function (see Trim pages for all functions)

EO	Exit only	K	Knob
DT	Dummy trim	L	Lever (Dane standard)
NL	Night latch	TL	Thumb lever
C	Cylinder trim plate	NL-OP	Night latch pull by other
TP	Thumbpiece	KIL	Key-In-Lever

Finish

605	612	619[1]	625	629	689	
606	643e[1]	622[1]	626	630	695	710

Door width

3'	Standard default
4'	
2'	(Less label)

Door thickness

1-3/4"	Standard
2-1/4"	Optional

Handing

RHR	Right hand reverse
LHR	Left hand reverse

Less bottom rod

LBR	Less bottom rod
LBR-AFL	Less bottom rod with Auxiliary fire pin

Accessories

CYL	Cylinder	SNB	Sex bolts	AMS	All machine screws
SK	Shim kit	SLM	SLM blocking		

Other miscellaneous door information

HMD	Hollow metal door	SCDC	Steel channel door construction	-	Door label (20 min, 45 min, 90 min 1-1/2 hr)
HMF	Hollow metal frame	-	Specify other door or frame material	-	Stile width
WD	Wood door		information	-	Frame stop height
WDF	Wood frame	-	Door height	SGL	Single door
ALD	Aluminum door	-	Door thickness	PR	Pair of doors swinging same direction
ALF	Aluminum frame	-	Door undercut	DE	Double egress doors
CPD	Composite door			CON	Allegion Connect

[1] 619, 622, and 643e finishes are available on select 24 and 25 Series.
Not all options are available on all series, consult Customer Service.

For Special Order Product Quotes:
For United States, email VDI_Specials@allegion.com or fax 1-877-730-6248.
For Canada, email Canada.CustomerService@allegion.com or contact customer care at 800-900-4734.

25 SERIES
24 SERIES
19 SERIES
20 SERIES
1690/1790 SERIES
1490/1590 SERIES
2390 SERIES
1990/2090 SERIES
ACCESSORIES

How to order exit device trim

510 - L - R - 606 - LHR - DAN - FSE - CYL

Trim series

D24 Series	D25 Series	19 Series	XX Series
711	510	911	711
712	511	912	712
715	512	914	717
717	513	917	718
718	717	918	810
	718	920	811
		930	812
			815
			816
			820

Trim function (see Trim pages for all functions)

EO	Exit only	NL	Night latch
DT	Dummy trim	C	Cylinder trim less pull
TP	Thumbpiece	K	Knob
L	Lever (Dane standard)	KIL	Key-In-Lever
TL	Thumb lever		

Device type

R	Rim	V	Surface vertical rod
M	Mortise	C	Concealed vertical rod (includes WDC)

Finish

605	612	643e[1]	622[1]	626	695	
606	613	619[1]	625	689	629	630

Handing

RHR	Right hand reverse
LHR	Left hand reverse

Lever style

DANE	(DAN) (supplied standard if not specified)	BROADWAY	(BRW[1]) (available on 24 and 25 Series only)
SUTRO	(SUT)	DANISH	(DSH[1]) (available on 24 and 25 Series only)
QUANTUM	(QUA)	LATITUDE	(LAT[1]) (available on 24 and 25 Series only)
AVALON	(AVA) (available on 24, 25, and xx Series only)	LONGITUDE	(LON[1]) (available on 24 and 25 Series only)
BOARDWALK	(BRK[1]) (available on 24 and 25 Series only)		

Trim options

FSA	Electric lock or unlock-Fail Safe (FSA device required)
FSE	Electric lock or unlock-Fail Secure (FSE device required)
CON	Allegion Connect

Other information or accessories

CYL	Include cylinder with trim
KD	Cylinder keyed different

Door thickness

Specify door thickness other than 1-3/4".

[1] Finishes and levers available on select 24 and 25 Series.

(UNITED STATES ONLY) Discount policy on Von Duprin and Falcon common products and parts:

- Von Duprin discount applies on products and parts, such as power supplies, power transfers, and other parts or accessories common to both brands.
- Customers not open to Von Duprin product will receive a minimum buying program with a 50% multiplier.

25 SERIES

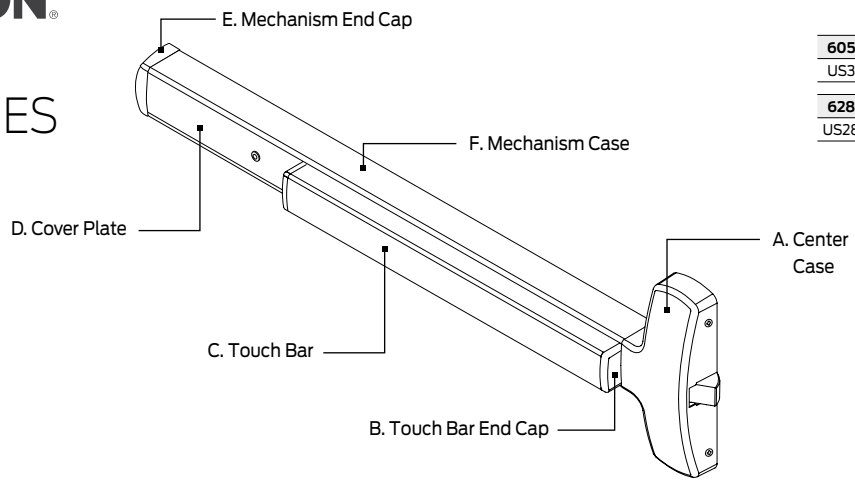

605	606	612	613	619	622	625	626
US3	US4	US10	US10B	US15	US19	US26	US26D

628	629	630	643e	689	695	710	711
US28	US32	US32D	-	SP28	SP313	313	DC35

STANDARD FINISHES

COLOR	US NUMBER	BHMA NUMBER	A, B, E	C, D, F
Bright Brass	US3	605	Bright Brass	Bright Brass, Buffed Anodized, 605 (US3)
Satin Brass	US4	606	Satin Brass	Satin Brass, Anodized, 606 (US4)
Satin Bronze	US10	612	Plated/Anodized	Satin Bronze, Anodized, 725 (US10)
Satin Nickel	US15	619	Plated, Clear Powder Coat	Satin Stainless Steel, Anodized, 630 (US32D)
Powder-Coated Matte Black	US19	622	Powder Coat	Powder Coat, 622 (US19)
Polished Chrome	US26	625	Plated	Bright Stainless Steel, Buffed Anodized, 629 (US32)
Satin Chrome	US26D	626	Plated	Satin Stainless Steel, Anodized, 630 (US32D)
Anodized Aluminum	US28	628	Powder Coat	Satin Stainless Steel, Anodized, 630 (US32D)
Bright Stainless	US32	629	(A) Stainless Steel (B, E) Plated	Bright Stainless Steel, Anodized, 629 (US32)
Satin Stainless	US32D	630	(A) Stainless Steel (B, E) Plated	Satin Stainless Steel, Anodized, 630 (US32D)
Duranodic Dark Bronze	313	710	Powder Coat	Powder Coat, 710 (313)
Aged Bronze, 643e	--	--	Powder Coat	Anodized

25 SERIES SEX BOLT QUANTITIES

APPLICATION	2729 SEX BOLT (SUPPLIED)	425 SEX BOLT (SUPPLIED)	2729 SEX BOLT (OPTIONAL)	425 SEX BOLT (OPTIONAL)
25-R EO (exit device only)				8
25-R Device with trim				4
F-25-R EO (exit device only)		8		
F-25-R Device with trim		4		
25-V EO (exit device only)			6	6
25-V Device with trim			6	2
25-V EO (exit device only), LBR			3	6
25-V EO Device with trim, LBR			3	2
F-25-V EO (exit device only)	6	6		
F-25-V Device with trim	6	2		
F-25-V EO (exit device only), LBR	3	6		
F-25-V EO Device with trim, LBR	3	2		
25-M, 25-C, 25-CWDC EO (exit device only)				6
25-M, 25-C, 25-CWDC Device with trim				2
F-25-M, F-25-C, F-25-CWDC EO (exit device only)		6		
F-25-M, F-25-C, F-25-CWDC Device with trim		2		

25 SERIES
24 SERIES
19 SERIES
20 SERIES
1690/1790 SERIES
1490/1590 SERIES
2390 SERIES
1990/2090 SERIES
ACCESSORIES

25 SERIES

605	606	612	613	619	622	625	626
US3	US4	US10	US10B	US15	US19	US26	US26D

628	629	630	643e	689	695	710	711
US28	US32	US32D	-	SP28	SP313	313	DC35

TYPE OF DEVICE			
R: Rim device	V: Surface vertical rod	M: Mortise Lock	C: Concealed vertical rod
CWDC: Wood Door concealed vertical rod			

FUNCTION			
DT: Dummy Trim	EO: Exit Only	K: Knob	KBE: Knob Blank Escutcheon
KDT: Knob Dummy	KNL: Knob Night Latch	L: Lever, Dane Standard	LBE: Lever-Blank Escutcheon
LDT: Lever, Dummy Trim	LNL: Lever-Night Latch	NL: Night Latch, Key Retracts	NLOP: Night Latch, Opt. Pull
TP: Thumbpiece	TPBE: Thumbpiece - Blank Escutcheon		

RATING	
None: Panic Exit Device	F-: Fire Exit Device

DEVICE FINISH			
605: Bright Brass (US3)	606: Satin Brass (US4)	612: Satin Bronze (US10)	619: Satin Nickel (US15)[1]
622: Black (US19)[1]	625: Bright Chrome (US26)	626: Satin Chrome (US26D)	628: Anodized Aluminum (US28)
629: Bright Stainless (US32)	630: Satin Stainless (US32D)	643e: Aged Bronze[1]	710: Duranodic Dark Bronze (313)

[1] 643e, 619 and 622 are available on select 25 Series.

DEVICE LENGTH (FEET AND INCHES)		
2': 2' Device for 2' Door (Less Label)	3': 3' Device for 2' 4" – 3' Door - Standard Default	4': 4' Device for 2' 10" – 4' Door

DEVICE HANDING	
RHR (Right Hand Reverse)	LHR (Left Hand Reverse)

TRIM / CONTROL OPTIONS			
L: Less Trim	510L: Lever Trim	512: Pull Trim	511L: Vandal-Resistant Lever Trim
513K: Knob Trim	717: Delta Trim		

CONTROL LEVER STYLES (DANE LEVER STANDARD)					
Standard levers:	AVA: Avalon	BRW: Broadway	BRK: Boardwalk	DAN: Dane	DSH: Danish
	LAT: Latitude	LON: Longitude	QUA: Quantum	SUT: Sutro	
Knurled levers:	DAN: Dane				

MORTISE LOCK	
LL: Less Lock	8500: Standard Mortise

RODS FOR SURFACE / CONCEALED VERTICAL DEVICES ONLY	
LBR: Less Bottom Rod	LBR-AFL: Less Bottom Rod w/Auxiliary Fire Pin

605	606	612	613	619	622	625	626
US3	US4	US10	US10B	US15	US19	US26	US26D

628	629	630	643e	689	695	710	711
US28	US32	US32D	-	SP28	SP313	313	DC35

25 SERIES

DOGGING OPTIONS	
LD: Less Dogging	CD: Cylinder Dogging

SWITCH OPTIONS		
RX: Request to Exit Pushbar Monitor	DM: Latchbolt and Pushbar Monitor	DM-RX: Latchbolt and Dual Pushbar Monitor
KOR: Key Bypass Switch		

LATCH RETRACTION OPTIONS
MEL: Motorized Electric Latch Retraction

DOUBLE CYLINDER
-2: Double Cylinder

EXIT ALARM
EA: Exit Alarm

ELECTRICAL LOCKING	
FSA: Fail Safe	FSE: Fail Secure

STORM RATING
HH: Wind and Impact - Hurricane Rated

ACCESSIBLE DEVICE
AX: Accessible device compliant with the California Building Code (Section 11B-309.4) requirement for 5 lb. maximum operational force.

STRIKE SERIES			
LS: Less Strike	299: Standard Rim	299F: Standard Rim Fire	499F: Standard Rim Fire pairs w/mullion
264: Optional Rim	1606: Optional Rim	1609: Optional Rim (requires coordinator)	1439: Optional Rim Blade Stop
1279: Standard Mortise	1279: Standard Mortise Fire	F1280: Optional Mortise	1281: Optional Mortise

TOP STRIKE SERIES			
LTS: Less Top Strike	3788: Standard SV	3788: Standard SV Fire	4188: Standard CV
4188: Standard CV Fire	4188: Standard CV - Wood Frame	4188: Standard CV Fire - Wood Frame	

BOTTOM STRIKE SERIES			
LBS: Less Bottom Strike	2130: Standard SV or CV	2130: Standard SV Fire	4155: Optional CV
4155: Optional CV - Wood Frame			

605	606	612	613	619	622	625	626
US3	US4	US10	US10B	US15	US19	US26	US26D

628	629	630	643e	689	695	710	711
US28	US32	US32D	-	SP28	SP313	313	DC35

25 SERIES

STRIKE FINISH			
605: Bright Brass (US3)	606: Satin Brass (US4)	612: Satin Bronze (US10)	619: Satin Nickel (US15)[1]
622: Black (US19)[1]	625: Bright Chrome (US26)	626: Satin Chrome (US26D)	628: Anodized Aluminum (US28)
629: Bright Stainless (US32)	630: Satin Stainless (US32D)	643e: Aged Bronze[1]	710: Duranodic Dark Bronze (313)

[1] 643e, 619 and 622 are available on select 25 Series.

CONNECTOR
CON: Allegion Connect

SLM BLOCKING
SLM: SLM Blocking

GBK/SHIM KIT/RISES
GBK: Include GBK

DOOR MATERIAL			
ALD: Aluminum door	CPD: Composite door	HMD: Hollow metal door	WDF: Wood door frame
SCDC: Steel channel door construction			

FRAME MATERIAL		
ALF: Aluminum frame	HMF: Hollow metal frame	WDF: Wood door frame

DOOR THICKNESS		
DT1-3/4: 1-3/4" (Standard)	DT2: 2" thickness	DT2-1/4: 2-1/4" thickness (Optional)

DOOR MODE/APPLICATION		
DE: Double egress doors	PR: Pair of doors	SGL: Single door

605	606	612	613	619	622	625	626
US3	US4	US10	US10B	US15	US19	US26	US26D

628	629	630	643e	689	695	710	711
US28	US32	US32D	-	SP28	SP313	313	DC35

25 SERIES

Rim devices

ACN							PRICE BASED ON FINISH									
Fire	Device type	Function	Finish	Device size	Handing	Lever design	628	630	710[2]	622 626	625	629	612	606	605 619 643e	Default trim, included
EXIT HARDWARE							**3' DEVICE PRICING SHOWN. 4' ADD $25.00 LIST**									
	25R	EO[1]	[ ]	[ ]	[ ]		$1,201	$1,495	$1,273	$1,464	$1,523	$1,553	$1,523	$1,553	$1,713	N/A
	25R	NL-OP[1]	[ ]	[ ]	[ ]		$1,201	$1,495	$1,273	$1,464	$1,523	$1,553	$1,523	$1,553	$1,713	Supplied NL less trim
	25R	L[1]	[ ]	[ ]	[ ]	[ ]	$1,654	$2,020	$1,726	$1,989	$2,060	$2,090	$1,976	$2,006	$2,250	510L ✋
	25R	L-BE[1]	[ ]	[ ]	[ ]	[ ]	$1,654	$2,020	$1,726	$1,989	$2,060	$2,090	$1,976	$2,006	$2,250	510L-BE ✋
	25R	L-NL[1]	[ ]	[ ]	[ ]	[ ]	$1,558	$1,924	$1,630	$1,893	$2,015	$2,045	$1,880	$1,910	$2,205	510L-NL ✋
	25R	L-DT[1]	[ ]	[ ]	[ ]	[ ]	$1,558	$1,924	$1,630	$1,893	$2,015	$2,045	$1,880	$1,910	$2,205	510L-DT ✋
	25R	L[1]	[ ]	[ ]	[ ]	[ ]	$1,736	$2,102	$1,808	$2,071	$2,137	$2,167	$2,058	$2,088	$2,327	511L ✋
	25R	TP	[ ]	[ ]			$1,605	$1,941	$1,677	$1,910	$2,049	$2,079	$1,927	$1,957	$2,239	512TP
	25R	TP-BE	[ ]	[ ]			$1,605	$1,941	$1,677	$1,910	$2,049	$2,079	$1,927	$1,957	$2,239	512TP-BE
	25R	NL[1]	[ ]	[ ]			$1,529	$1,850	$1,601	$1,819	$1,941	$1,971	$1,851	$1,881	$2,131	512-NL
	25R	K	[ ]	[ ]			$1,540	$1,891	$1,612	$1,860	$1,984	$2,014	$1,862	$1,892	$2,174	513K
	25R	K-BE	[ ]	[ ]			$1,540	$1,891	$1,612	$1,860	$1,984	$2,014	$1,862	$1,892	$2,174	513K-BE
	25R	K-NL	[ ]	[ ]			$1,540	$1,891	$1,612	$1,860	$1,984	$2,014	$1,862	$1,892	$2,174	513K-NL
	25R	K-DT	[ ]	[ ]			$1,540	$1,891	$1,612	$1,860	$1,984	$2,014	$1,862	$1,892	$2,174	513K-DT
	25R	DT	[ ]	[ ]	[ ]		$1,448	$1,849	$1,577	$1,818	$1,877	$1,907	$1,770	$1,800	$2,067	717DT ✋
	25R	DT	[ ]	[ ]			$1,473	$1,770	$1,545	$1,739	$1,940	$1,970	$1,795	$1,825	$2,130	512DT
FIRE EXIT HARDWARE 🔥							**3' DEVICE PRICING SHOWN. 4' ADD $25.00 LIST**									
F	25R	EO[1]	[ ]	[ ]	[ ]		$1,483	$1,777	$1,555	$1,746	$1,805	$1,835	$1,805	$1,835	$1,995	N/A
F	25R	NL-OP[1]	[ ]	[ ]	[ ]		$1,483	$1,777	$1,555	$1,746	$1,805	$1,835	$1,805	$1,835	$1,995	Supplied NL less trim
F	25R	L[1]	[ ]	[ ]	[ ]	[ ]	$1,936	$2,302	$2,008	$2,271	$2,342	$2,372	$2,258	$2,288	$2,532	510L ✋
F	25R	L-BE[1]	[ ]	[ ]	[ ]	[ ]	$1,936	$2,302	$2,008	$2,271	$2,342	$2,372	$2,258	$2,288	$2,532	510L-BE ✋
F	25R	L-NL[1]	[ ]	[ ]	[ ]	[ ]	$1,840	$2,206	$1,912	$2,175	$2,297	$2,327	$2,162	$2,192	$2,487	510L-NL ✋
F	25R	L-DT[1]	[ ]	[ ]	[ ]	[ ]	$1,840	$2,206	$1,912	$2,175	$2,297	$2,327	$2,162	$2,192	$2,487	510L-DT ✋
F	25R	L[1]	[ ]	[ ]	[ ]	[ ]	$2,018	$2,384	$2,090	$2,353	$2,419	$2,449	$2,340	$2,370	$2,609	511L ✋
F	25R	TP	[ ]	[ ]			$1,887	$2,223	$1,959	$2,192	$2,331	$2,361	$2,209	$2,239	$2,521	512TP
F	25R	TP-BE	[ ]	[ ]			$1,887	$2,223	$1,959	$2,192	$2,331	$2,361	$2,209	$2,239	$2,521	512TP-BE
F	25R	NL[1]	[ ]	[ ]			$1,811	$2,132	$1,883	$2,101	$2,223	$2,253	$2,133	$2,163	$2,413	512-NL
F	25R	K	[ ]	[ ]			$1,822	$2,173	$1,894	$2,142	$2,266	$2,296	$2,144	$2,174	$2,456	513K
F	25R	K-BE	[ ]	[ ]			$1,822	$2,173	$1,894	$2,142	$2,266	$2,296	$2,144	$2,174	$2,456	513K-BE
F	25R	K-NL	[ ]	[ ]			$1,822	$2,173	$1,894	$2,142	$2,266	$2,296	$2,144	$2,174	$2,456	513K-NL
F	25R	K-DT	[ ]	[ ]			$1,822	$2,173	$1,894	$2,142	$2,266	$2,296	$2,144	$2,174	$2,456	513K-DT
F	25R	DT	[ ]	[ ]	[ ]		$1,730	$2,131	$1,859	$2,100	$2,159	$2,189	$2,052	$2,082	$2,349	717DT ✋
F	25R	DT	[ ]	[ ]			$1,755	$2,052	$1,827	$2,021	$2,222	$2,252	$2,077	$2,107	$2,412	512DT

✋ Handed and field reversible

1 These devices and 510L, 510L-BE, 510L-NL, 510L-DT, 511L, 512NL trims are available in 619 (US15), 622 (US19), and 643e (US11) finishes.

2 25 Series ordered in 710 (313AN) will be supplied with trims in 695 (SP313).

3 25-R/F-25-R device is non-handed. Trims are furnished RHR when handing is not specified.

DEFAULT ATTRIBUTES

Pricing includes default options shown below. Additional options and configurations available.

Cylinders	Sex bolts	Door thickness	Center line
Not included	Included on F-25-R only	1-3/4"	40-1/4"

Strike(s): Panic includes 299, Fire includes 299F

605	606	612	613	619	622	625	626
US3	US4	US10	US10B	US15	US19	US26	US26D

628	629	630	643e	689	695	710	711
US28	US32	US32D	-	SP28	SP313	313	DC35

25 SERIES

Surface vertical rod devices

ACN							PRICE BASED ON FINISH									
Fire	Device type	Function	Finish	Device size	Handing	Lever design	628	630	710[2]	622 626	625	629	612	606	605 619[3] 643e	Default trim, included
EXIT HARDWARE							**3' DEVICE PRICING SHOWN. 4' ADD $25.00 LIST AND 2' (LESS LABEL)[4] ADD $152.00 LIST**									
	25V	EO[1]	[ ]	[ ]	[ ]		$1,743	$2,183	$1,851	$2,126	$2,217	$2,259	$2,217	$2,259	$2,387	N/A
	25V	NL-OP[1]	[ ]	[ ]	[ ]		$1,743	$2,183	$1,851	$2,126	$2,217	$2,259	$2,217	$2,259	$2,387	Supplied NL less trim
	25V	L[1]	[ ]	[ ]	[ ]	[ ]	$2,196	$2,708	$2,304	$2,651	$2,754	$2,796	$2,670	$2,712	$2,924	510L
	25V	L-BE[1]	[ ]	[ ]	[ ]	[ ]	$2,196	$2,708	$2,304	$2,651	$2,754	$2,796	$2,670	$2,712	$2,924	510L-BE
	25V	L-NL[1]	[ ]	[ ]	[ ]	[ ]	$2,100	$2,612	$2,208	$2,555	$2,709	$2,751	$2,574	$2,616	$2,879	510L-NL
	25V	L-DT[1]	[ ]	[ ]	[ ]	[ ]	$2,100	$2,612	$2,208	$2,555	$2,709	$2,751	$2,574	$2,616	$2,879	510L-DT
	25V	L[1]	[ ]	[ ]	[ ]	[ ]	$2,278	$2,790	$2,386	$2,733	$2,831	$2,873	$2,752	$2,794	$3,001	511L
	25V	TP	[ ]	[ ]			$2,147	$2,629	$2,255	$2,572	$2,743	$2,785	$2,621	$2,663	$2,913	512TP
	25V	TP-BE	[ ]	[ ]			$2,147	$2,629	$2,255	$2,572	$2,743	$2,785	$2,621	$2,663	$2,913	512TP-BE
	25V	NL[1]	[ ]	[ ]			$2,071	$2,538	$2,179	$2,481	$2,635	$2,677	$2,545	$2,587	$2,805	512-NL
	25V	K	[ ]	[ ]			$2,082	$2,579	$2,190	$2,522	$2,678	$2,720	$2,556	$2,598	$2,848	513K
	25V	K-BE	[ ]	[ ]			$2,082	$2,579	$2,190	$2,522	$2,678	$2,720	$2,556	$2,598	$2,848	513K-BE
	25V	K-NL	[ ]	[ ]			$2,082	$2,579	$2,190	$2,522	$2,678	$2,720	$2,556	$2,598	$2,848	513K-NL
	25V	K-DT	[ ]	[ ]			$2,082	$2,579	$2,190	$2,522	$2,678	$2,720	$2,556	$2,598	$2,848	513K-DT
	25V	DT	[ ]	[ ]	[ ]		$1,990	$2,537	$2,155	$2,480	$2,571	$2,613	$2,464	$2,506	$2,741	717DT
	25V	DT	[ ]	[ ]			$2,015	$2,458	$2,123	$2,401	$2,634	$2,676	$2,489	$2,531	$2,804	512DT
FIRE EXIT HARDWARE							**3' DEVICE PRICING SHOWN. 4' ADD $25.00 LIST AND 2' (LESS LABEL)[4] ADD $152.00 LIST**									
F	25V	EO[1]	[ ]	[ ]	[ ]		$2,002	$2,442	$2,110	$2,385	$2,476	$2,518	$2,476	$2,518	$2,646	N/A
F	25V	NL-OP[1]	[ ]	[ ]	[ ]		$2,002	$2,442	$2,110	$2,385	$2,476	$2,518	$2,476	$2,518	$2,646	Supplied NL less trim
F	25V	L[1]	[ ]	[ ]	[ ]	[ ]	$2,455	$2,967	$2,563	$2,910	$3,013	$3,055	$2,929	$2,971	$3,183	510L
F	25V	L-BE[1]	[ ]	[ ]	[ ]	[ ]	$2,455	$2,967	$2,563	$2,910	$3,013	$3,055	$2,929	$2,971	$3,183	510L-BE
F	25V	L-NL[1]	[ ]	[ ]	[ ]	[ ]	$2,359	$2,871	$2,467	$2,814	$2,968	$3,010	$2,833	$2,875	$3,138	510L-NL
F	25V	L-DT[1]	[ ]	[ ]	[ ]	[ ]	$2,359	$2,871	$2,467	$2,814	$2,968	$3,010	$2,833	$2,875	$3,138	510L-DT
F	25V	L[1]	[ ]	[ ]	[ ]	[ ]	$2,537	$3,049	$2,645	$2,992	$3,090	$3,132	$3,011	$3,053	$3,260	511L
F	25V	TP	[ ]	[ ]			$2,406	$2,888	$2,514	$2,831	$3,002	$3,044	$2,880	$2,922	$3,172	512TP
F	25V	TP-BE	[ ]	[ ]			$2,406	$2,888	$2,514	$2,831	$3,002	$3,044	$2,880	$2,922	$3,172	512TP-BE
F	25V	NL[1]	[ ]	[ ]			$2,330	$2,797	$2,438	$2,740	$2,894	$2,936	$2,804	$2,846	$3,064	512-NL
F	25V	K	[ ]	[ ]			$2,341	$2,838	$2,449	$2,781	$2,937	$2,979	$2,815	$2,857	$3,107	513K
F	25V	K-BE	[ ]	[ ]			$2,341	$2,838	$2,449	$2,781	$2,937	$2,979	$2,815	$2,857	$3,107	513K-BE
F	25V	K-NL	[ ]	[ ]			$2,341	$2,838	$2,449	$2,781	$2,937	$2,979	$2,815	$2,857	$3,107	513K-NL
F	25V	K-DT	[ ]	[ ]			$2,341	$2,838	$2,449	$2,781	$2,937	$2,979	$2,815	$2,857	$3,107	513K-DT
F	25V	DT	[ ]	[ ]	[ ]		$2,249	$2,796	$2,414	$2,739	$2,830	$2,872	$2,723	$2,765	$3,000	717DT
F	25V	DT	[ ]	[ ]			$2,274	$2,717	$2,382	$2,660	$2,893	$2,935	$2,748	$2,790	$3,063	512DT

25-V/F-25-V device is handed and field reversible. Trims are furnished RHR when handing is not specified.

1 These devices and 510L, 510L-BE, 510L-NL, 510L-DT, 511L, 512NL trims are available in 619 (US15), 622 (US19), and 643e (US11) finishes.

2 25 Series ordered in 710 (313AN) will be supplied with trims in 695 (SP313).

3 25-V Device ordered in 619 (US15) will be supplied with 630 (US32D) Rod and latch cover.

4 2' devices will have 10" touch pad.

DEFAULT ATTRIBUTES

Pricing includes default options shown below. Additional options and configurations available.

Cylinders	Sex bolts	Strike(s)	Door thickness	Center line
Not included	Included on F-25-V only	3788 and 2130	1-3/4"	40-1/4"

Extension rods: For door heights over 7'0" up to 8'0", 12" extension rods are furnished at no additional charge at the time of device order. Must specify door height on order line. For door heights over 8'0" up to 10'0", extension rods are furnished at prices shown in parts section with the device at the time of order. Must specify door height on order line.

605	606	612	613	619	622	625	626
US3	US4	US10	US10B	US15	US19	US26	US26D

628	629	630	643e	689	695	710	711
US28	US32	US32D	-	SP28	SP313	313	DC35

25 SERIES

Mortise lock devices

ACN							PRICE BASED ON FINISH									
Fire	Device type	Function	Finish	Device size	Handing	Lever design	628	630	710[2]	622 626	625	629	612	606	605 619 643e	Default trim, included
EXIT HARDWARE							**3' DEVICE PRICING SHOWN. 4' ADD $25.00 LIST**									
	25M	EO[1]	[ ]	[ ]	[ ]		$1,585	$1,977	$1,683	$1,937	$2,018	$2,056	$2,019	$2,059	$2,175	N/A
	25M	NL-OP[1]	[ ]	[ ]	[ ]		$1,585	$1,977	$1,683	$1,937	$2,018	$2,056	$2,019	$2,059	$2,175	Supplied NL less trim
	25M	L[1]	[ ]	[ ]	[ ]	[ ]	$2,038	$2,502	$2,136	$2,462	$2,555	$2,593	$2,472	$2,512	$2,712	510L
	25M	L-BE[1]	[ ]	[ ]	[ ]	[ ]	$2,038	$2,502	$2,136	$2,462	$2,555	$2,593	$2,472	$2,512	$2,712	510L-BE
	25M	L-NL[1]	[ ]	[ ]	[ ]	[ ]	$1,942	$2,406	$2,040	$2,366	$2,510	$2,548	$2,376	$2,416	$2,667	510L-NL
	25M	L-DT[1]	[ ]	[ ]	[ ]	[ ]	$1,942	$2,406	$2,040	$2,366	$2,510	$2,548	$2,376	$2,416	$2,667	510L-DT
	25M	L[1]	[ ]	[ ]	[ ]	[ ]	$2,120	$2,584	$2,218	$2,544	$2,632	$2,670	$2,554	$2,594	$2,789	511L
	25M	TP	[ ]	[ ]	[ ]		$1,989	$2,423	$2,087	$2,383	$2,544	$2,582	$2,423	$2,463	$2,701	512TP
	25M	TP-BE	[ ]	[ ]	[ ]		$1,989	$2,423	$2,087	$2,383	$2,544	$2,582	$2,423	$2,463	$2,701	512TP-BE
	25M	NL[1]	[ ]	[ ]	[ ]		$1,913	$2,332	$2,011	$2,292	$2,436	$2,474	$2,347	$2,387	$2,593	512-NL
	25M	K	[ ]	[ ]	[ ]		$1,924	$2,373	$2,022	$2,333	$2,479	$2,517	$2,358	$2,398	$2,636	513K
	25M	K-BE	[ ]	[ ]	[ ]		$1,924	$2,373	$2,022	$2,333	$2,479	$2,517	$2,358	$2,398	$2,636	513K-BE
	25M	K-NL	[ ]	[ ]	[ ]		$1,924	$2,373	$2,022	$2,333	$2,479	$2,517	$2,358	$2,398	$2,636	513K-NL
	25M	K-DT	[ ]	[ ]	[ ]		$1,924	$2,373	$2,022	$2,333	$2,479	$2,517	$2,358	$2,398	$2,636	513K-DT
	25M	DT	[ ]	[ ]	[ ]		$1,832	$2,331	$1,987	$2,291	$2,372	$2,410	$2,266	$2,306	$2,529	717DT
	25M	DT	[ ]	[ ]	[ ]		$1,857	$2,252	$1,955	$2,212	$2,435	$2,473	$2,291	$2,331	$2,592	512DT
FIRE EXIT HARDWARE							**3' DEVICE PRICING SHOWN. 4' ADD $25.00 LIST**									
F	25M	EO[1]	[ ]	[ ]	[ ]		$1,844	$2,236	$1,942	$2,196	$2,277	$2,315	$2,278	$2,318	$2,434	N/A
F	25M	NL-OP[1]	[ ]	[ ]	[ ]		$1,844	$2,236	$1,942	$2,196	$2,277	$2,315	$2,278	$2,318	$2,434	Supplied NL less trim
F	25M	L[1]	[ ]	[ ]	[ ]	[ ]	$2,297	$2,761	$2,395	$2,721	$2,814	$2,852	$2,731	$2,771	$2,971	510L
F	25M	L-BE[1]	[ ]	[ ]	[ ]	[ ]	$2,297	$2,761	$2,395	$2,721	$2,814	$2,852	$2,731	$2,771	$2,971	510L-BE
F	25M	L-NL[1]	[ ]	[ ]	[ ]	[ ]	$2,201	$2,665	$2,299	$2,625	$2,769	$2,807	$2,635	$2,675	$2,926	510L-NL
F	25M	L-DT[1]	[ ]	[ ]	[ ]	[ ]	$2,201	$2,665	$2,299	$2,625	$2,769	$2,807	$2,635	$2,675	$2,926	510L-DT
F	25M	L[1]	[ ]	[ ]	[ ]	[ ]	$2,379	$2,843	$2,477	$2,803	$2,891	$2,929	$2,813	$2,853	$3,048	511L
F	25M	TP	[ ]	[ ]	[ ]		$2,248	$2,682	$2,346	$2,642	$2,803	$2,841	$2,682	$2,722	$2,960	512TP
F	25M	TP-BE	[ ]	[ ]	[ ]		$2,248	$2,682	$2,346	$2,642	$2,803	$2,841	$2,682	$2,722	$2,960	512TP-BE
F	25M	NL[1]	[ ]	[ ]	[ ]		$2,172	$2,591	$2,270	$2,551	$2,695	$2,733	$2,606	$2,646	$2,852	512-NL
F	25M	K	[ ]	[ ]	[ ]		$2,183	$2,632	$2,281	$2,592	$2,738	$2,776	$2,617	$2,657	$2,895	513K
F	25M	K-BE	[ ]	[ ]	[ ]		$2,183	$2,632	$2,281	$2,592	$2,738	$2,776	$2,617	$2,657	$2,895	513K-BE
F	25M	K-NL	[ ]	[ ]	[ ]		$2,183	$2,632	$2,281	$2,592	$2,738	$2,776	$2,617	$2,657	$2,895	513K-NL
F	25M	K-DT	[ ]	[ ]	[ ]		$2,183	$2,632	$2,281	$2,592	$2,738	$2,776	$2,617	$2,657	$2,895	513K-DT
F	25M	DT	[ ]	[ ]	[ ]		$2,091	$2,590	$2,246	$2,550	$2,631	$2,669	$2,525	$2,565	$2,788	717DT
F	25M	DT	[ ]	[ ]	[ ]		$2,116	$2,511	$2,214	$2,471	$2,694	$2,732	$2,550	$2,590	$2,851	512DT

25-M/F-25-M device is handed and not field reversible. Specify handing RHR or LHR.

[1] These devices and 510L, 510L-BE, 510L-NL, 510L-DT, 511L, 512NL trims are available in 619 (US15), 622 (US19), and 643e (US11) finishes.

[2] 25 Series ordered in 710 (313AN) will be supplied with trims in 695 (SP313).

DEFAULT ATTRIBUTES

Pricing includes default options shown below. Additional options and configurations available.

Cylinders	Sex bolts	Strike(s)	Door thickness	Center line
Not included	Included on F-25-M only	1279	1-3/4"	40-1/4"

605	606	612	613	619	622	625	626
US3	US4	US10	US10B	US15	US19	US26	US26D

628	629	630	643e	689	695	710	711
US28	US32	US32D	-	SP28	SP313	313	DC35

25 SERIES

Concealed vertical rod devices

ACN							PRICE BASED ON FINISH									
Fire	Device type	Function	Finish	Device size	Handing	Lever design	628	630	710[2]	622 626	625	629	612	606	605 619 643e	Default trim, included
EXIT HARDWARE							**3' DEVICE PRICING SHOWN. 4' ADD $25.00 LIST AND 2' (LESS LABEL)[3] ADD $152.00 LIST**									
	25C	EO[1]	[ ]	[ ]	[ ]		$1,786	$2,270	$1,895	$2,183	$2,270	$2,312	$2,270	$2,312	$2,445	N/A
	25C	L[1]	[ ]	[ ]	[ ]	[ ]	$2,239	$2,795	$2,348	$2,708	$2,807	$2,849	$2,723	$2,765	$2,982	510L
	25C	L-BE[1]	[ ]	[ ]	[ ]	[ ]	$2,239	$2,795	$2,348	$2,708	$2,807	$2,849	$2,723	$2,765	$2,982	510L-BE
	25C	L-NL[1]	[ ]	[ ]	[ ]	[ ]	$2,143	$2,699	$2,252	$2,612	$2,762	$2,804	$2,627	$2,669	$2,937	510L-NL
	25C	L-DT[1]	[ ]	[ ]	[ ]	[ ]	$2,143	$2,699	$2,252	$2,612	$2,762	$2,804	$2,627	$2,669	$2,937	510L-DT
	25C	L[1]	[ ]	[ ]	[ ]	[ ]	$2,321	$2,877	$2,430	$2,790	$2,884	$2,926	$2,805	$2,847	$3,059	511L
	25C	TP	[ ]	[ ]	[ ]		$2,190	$2,716	$2,299	$2,629	$2,796	$2,838	$2,674	$2,716	$2,971	512TP
	25C	TP-BE	[ ]	[ ]	[ ]		$2,190	$2,716	$2,299	$2,629	$2,796	$2,838	$2,674	$2,716	$2,971	512TP-BE
	25C	NL[1]	[ ]	[ ]	[ ]		$2,114	$2,625	$2,223	$2,538	$2,688	$2,730	$2,598	$2,640	$2,863	512-NL
	25C	K	[ ]	[ ]	[ ]		$2,125	$2,666	$2,234	$2,579	$2,731	$2,773	$2,609	$2,651	$2,906	513K
	25C	K-BE	[ ]	[ ]	[ ]		$2,125	$2,666	$2,234	$2,579	$2,731	$2,773	$2,609	$2,651	$2,906	513K-BE
	25C	K-NL	[ ]	[ ]	[ ]		$2,125	$2,666	$2,234	$2,579	$2,731	$2,773	$2,609	$2,651	$2,906	513K-NL
	25C	K-DT	[ ]	[ ]	[ ]		$2,125	$2,666	$2,234	$2,579	$2,731	$2,773	$2,609	$2,651	$2,906	513K-DT
	25C	DT	[ ]	[ ]	[ ]		$2,033	$2,624	$2,199	$2,537	$2,624	$2,666	$2,517	$2,559	$2,799	717DT
	25C	DT	[ ]	[ ]	[ ]		$2,058	$2,545	$2,167	$2,458	$2,687	$2,729	$2,542	$2,584	$2,862	512DT
	25C	C[1]	[ ]	[ ]	[ ]		$1,978	$2,541	$2,142	$2,454	$2,541	$2,583	$2,462	$2,504	$2,716	718C
FIRE EXIT HARDWARE							**3' DEVICE PRICING SHOWN. 4' ADD $25.00 LIST AND 2' (LESS LABEL)[3] ADD $152.00 LIST**									
F	25C	EO[1]	[ ]	[ ]	[ ]		$2,045	$2,529	$2,154	$2,442	$2,529	$2,571	$2,529	$2,571	$2,704	N/A
F	25C	L[1]	[ ]	[ ]	[ ]	[ ]	$2,498	$3,054	$2,607	$2,967	$3,066	$3,108	$2,982	$3,024	$3,241	510L
F	25C	L-BE[1]	[ ]	[ ]	[ ]	[ ]	$2,498	$3,054	$2,607	$2,967	$3,066	$3,108	$2,982	$3,024	$3,241	510L-BE
F	25C	L-NL[1]	[ ]	[ ]	[ ]	[ ]	$2,402	$2,958	$2,511	$2,871	$3,021	$3,063	$2,886	$2,928	$3,196	510L-NL
F	25C	L-DT[1]	[ ]	[ ]	[ ]	[ ]	$2,402	$2,958	$2,511	$2,871	$3,021	$3,063	$2,886	$2,928	$3,196	510L-DT
F	25C	L[1]	[ ]	[ ]	[ ]	[ ]	$2,580	$3,136	$2,689	$3,049	$3,143	$3,185	$3,064	$3,106	$3,318	511L
F	25C	TP	[ ]	[ ]	[ ]		$2,449	$2,975	$2,558	$2,888	$3,055	$3,097	$2,933	$2,975	$3,230	512TP
F	25C	TP-BE	[ ]	[ ]	[ ]		$2,449	$2,975	$2,558	$2,888	$3,055	$3,097	$2,933	$2,975	$3,230	512TP-BE
F	25C	NL[1]	[ ]	[ ]	[ ]		$2,373	$2,884	$2,482	$2,797	$2,947	$2,989	$2,857	$2,899	$3,122	512-NL
F	25C	K	[ ]	[ ]	[ ]		$2,384	$2,925	$2,493	$2,838	$2,990	$3,032	$2,868	$2,910	$3,165	513K
F	25C	K-BE	[ ]	[ ]	[ ]		$2,384	$2,925	$2,493	$2,838	$2,990	$3,032	$2,868	$2,910	$3,165	513K-BE
F	25C	K-NL	[ ]	[ ]	[ ]		$2,384	$2,925	$2,493	$2,838	$2,990	$3,032	$2,868	$2,910	$3,165	513K-NL
F	25C	K-DT	[ ]	[ ]	[ ]		$2,384	$2,925	$2,493	$2,838	$2,990	$3,032	$2,868	$2,910	$3,165	513K-DT
F	25C	DT	[ ]	[ ]	[ ]		$2,292	$2,883	$2,458	$2,796	$2,883	$2,925	$2,776	$2,818	$3,058	717DT
F	25C	DT	[ ]	[ ]	[ ]		$2,317	$2,804	$2,426	$2,717	$2,946	$2,988	$2,801	$2,843	$3,121	512DT
F	25C	C[1]	[ ]	[ ]	[ ]		$2,237	$2,800	$2,401	$2,713	$2,800	$2,842	$2,721	$2,763	$2,975	718C

25-C/F-25-C device is handed and field reversible. Trims are furnished RHR when handing is not specified.

1 These devices and 510L, 510L-BE, 510L-NL, 510L-DT, 511L, 512NL trims are available in 619 (US15), 622 (US19), and 643e (US11) finishes.

2 25 Series ordered in 710 (313AN) will be supplied with trims in 695 (SP313).

3 2' devices will have 10" touch pad.

DEFAULT ATTRIBUTES

Pricing includes default options shown below. Additional options and configurations available.

Cylinders	Sex bolts	Door thickness	Center line
Not included	Included on F-25-C only	1-3/4"	40-1/4"

Strike(s): Panic includes 4188, Fire includes 4188 and 2130

Extension rods: For door heights over 7'0" up to 8'0", 12" extension rods are furnished at no additional charge at the time of device order. Must specify door height on order line. For door heights over 8'0" up to 10'0", extension rods are furnished at prices shown in parts section with the device at the time of order. Must specify door height on order line.

605	606	612	613	619	622	625	626
US3	US4	US10	US10B	US15	US19	US26	US26D

628	629	630	643e	689	695	710	711
US28	US32	US32D	-	SP28	SP313	313	DC35

25 SERIES

Wood Door Concealed vertical rod devices

ACN							PRICE BASED ON FINISH									
Fire	Device type	Function	Finish	Device size	Handing	Lever design	628	630	710[2]	622 626	625	629	612	606	605 619 643e	Default trim, included
EXIT HARDWARE							**3' DEVICE PRICING SHOWN. 4' ADD $25.00 LIST AND 2' (LESS LABEL)[3] ADD $152.00 LIST**									
	25CWDC	EO[1]	[ ]	[ ]	[ ]		$2,022	$2,521	$2,149	$2,471	$2,569	$2,617	$2,569	$2,617	$2,769	N/A
	25CWDC	L[1]	[ ]	[ ]	[ ]	[ ]	$2,475	$3,046	$2,602	$2,996	$3,106	$3,154	$3,022	$3,070	$3,306	510L
	25CWDC	L-BE[1]	[ ]	[ ]	[ ]	[ ]	$2,475	$3,046	$2,602	$2,996	$3,106	$3,154	$3,022	$3,070	$3,306	510L-BE
	25CWDC	L-NL[1]	[ ]	[ ]	[ ]	[ ]	$2,379	$2,950	$2,506	$2,900	$3,061	$3,109	$2,926	$2,974	$3,261	510L-NL
	25CWDC	L-DT[1]	[ ]	[ ]	[ ]	[ ]	$2,379	$2,950	$2,506	$2,900	$3,061	$3,109	$2,926	$2,974	$3,261	510L-DT
	25CWDC	L[1]	[ ]	[ ]	[ ]	[ ]	$2,557	$3,128	$2,684	$3,078	$3,183	$3,231	$3,104	$3,152	$3,383	511L
	25CWDC	TP	[ ]	[ ]	[ ]		$2,426	$2,967	$2,553	$2,917	$3,095	$3,143	$2,973	$3,021	$3,295	512TP
	25CWDC	TP-BE	[ ]	[ ]	[ ]		$2,426	$2,967	$2,553	$2,917	$3,095	$3,143	$2,973	$3,021	$3,295	512TP-BE
	25CWDC	NL[1]	[ ]	[ ]	[ ]		$2,350	$2,876	$2,477	$2,826	$2,987	$3,035	$2,897	$2,945	$3,187	512-NL
	25CWDC	K	[ ]	[ ]	[ ]		$2,361	$2,917	$2,488	$2,867	$3,030	$3,078	$2,908	$2,956	$3,230	513K
	25CWDC	K-BE	[ ]	[ ]	[ ]		$2,361	$2,917	$2,488	$2,867	$3,030	$3,078	$2,908	$2,956	$3,230	513K-BE
	25CWDC	K-NL	[ ]	[ ]	[ ]		$2,361	$2,917	$2,488	$2,867	$3,030	$3,078	$2,908	$2,956	$3,230	513K-NL
	25CWDC	K-DT	[ ]	[ ]	[ ]		$2,361	$2,917	$2,488	$2,867	$3,030	$3,078	$2,908	$2,956	$3,230	513K-DT
	25CWDC	DT	[ ]	[ ]	[ ]		$2,269	$2,875	$2,453	$2,825	$2,923	$2,971	$2,816	$2,864	$3,123	717DT
	25CWDC	DT	[ ]	[ ]	[ ]		$2,294	$2,796	$2,421	$2,746	$2,986	$3,034	$2,841	$2,889	$3,186	512DT
	25CWDC	C[1]	[ ]	[ ]	[ ]		$2,214	$2,792	$2,396	$2,742	$2,840	$2,888	$2,761	$2,809	$3,040	718C
FIRE EXIT HARDWARE[4]							**3' DEVICE PRICING SHOWN. 4' ADD $25.00 LIST AND 2' (LESS LABEL)[3] ADD $152.00 LIST**									
F	25CWDC	EO[1]	[ ]	[ ]	[ ]		$2,281	$2,780	$2,408	$2,730	$2,828	$2,876	$2,828	$2,876	$3,028	N/A
F	25CWDC	L[1]	[ ]	[ ]	[ ]	[ ]	$2,734	$3,305	$2,861	$3,255	$3,365	$3,413	$3,281	$3,329	$3,565	510L
F	25CWDC	L-BE[1]	[ ]	[ ]	[ ]	[ ]	$2,734	$3,305	$2,861	$3,255	$3,365	$3,413	$3,281	$3,329	$3,565	510L-BE
F	25CWDC	L-NL[1]	[ ]	[ ]	[ ]	[ ]	$2,638	$3,209	$2,765	$3,159	$3,320	$3,368	$3,185	$3,233	$3,520	510L-NL
F	25CWDC	L-DT[1]	[ ]	[ ]	[ ]	[ ]	$2,638	$3,209	$2,765	$3,159	$3,320	$3,368	$3,185	$3,233	$3,520	510L-DT
F	25CWDC	L[1]	[ ]	[ ]	[ ]	[ ]	$2,816	$3,387	$2,943	$3,337	$3,442	$3,490	$3,363	$3,411	$3,642	511L
F	25CWDC	TP	[ ]	[ ]	[ ]		$2,685	$3,226	$2,812	$3,176	$3,354	$3,402	$3,232	$3,280	$3,554	512TP
F	25CWDC	TP-BE	[ ]	[ ]	[ ]		$2,685	$3,226	$2,812	$3,176	$3,354	$3,402	$3,232	$3,280	$3,554	512TP-BE
F	25CWDC	NL[1]	[ ]	[ ]	[ ]		$2,609	$3,135	$2,736	$3,085	$3,246	$3,294	$3,156	$3,204	$3,446	512-NL
F	25CWDC	K	[ ]	[ ]	[ ]		$2,620	$3,176	$2,747	$3,126	$3,289	$3,337	$3,167	$3,215	$3,489	513K
F	25CWDC	K-BE	[ ]	[ ]	[ ]		$2,620	$3,176	$2,747	$3,126	$3,289	$3,337	$3,167	$3,215	$3,489	513K-BE
F	25CWDC	K-NL	[ ]	[ ]	[ ]		$2,620	$3,176	$2,747	$3,126	$3,289	$3,337	$3,167	$3,215	$3,489	513K-NL
F	25CWDC	K-DT	[ ]	[ ]	[ ]		$2,620	$3,176	$2,747	$3,126	$3,289	$3,337	$3,167	$3,215	$3,489	513K-DT
F	25CWDC	DT	[ ]	[ ]	[ ]		$2,528	$3,134	$2,712	$3,084	$3,182	$3,230	$3,075	$3,123	$3,382	717DT
F	25CWDC	DT	[ ]	[ ]	[ ]		$2,553	$3,055	$2,680	$3,005	$3,245	$3,293	$3,100	$3,148	$3,445	512DT
F	25CWDC	C[1]	[ ]	[ ]	[ ]		$2,473	$3,051	$2,655	$3,001	$3,099	$3,147	$3,020	$3,068	$3,299	718C

25-CWDC/F-25-CWDC device is handed and field reversible. Trims are furnished RHR when handing is not specified.

1 These devices and 510L, 510L-BE, 510L-NL, 510L-DT, 511L, 512NL trims are available in 619 (US15), 622 (US19), and 643e (US11) finishes.

2 25 Series ordered in 710 (313AN) will be supplied with trims in 695 (SP313).

3 2' devices will have 10" touch pad.

4 For fire-rated devices, consult wood door manufacturer for listing compatibility.

DEFAULT ATTRIBUTES

Pricing includes default options shown below. Additional options and configurations available.

Cylinders	Sex bolts	Strike(s)	Door thickness	Center line
Not included	Included on F-25-CWDC only	4188 and 2130	1-3/4"	40-1/4"

Extension rods: For door heights over 7'0" up to 8'0", 12" extension rods are furnished at no additional charge at the time of device order. Must specify door height on order line. For door heights over 8'0" up to 10'0", extension rods are furnished at prices shown in parts section with the device at the time of order. Must specify door height on order line.

605	606	612	613	619	622	625	626
US3	US4	US10	US10B	US15	US19	US26	US26D

628	629	630	643e	689	695	710	711
US28	US32	US32D	-	SP28	SP313	313	DC35

OPTIONS

SEX BOLTS Optional Sex Bolts are recommended for center case mounting when device is used with hollow core wood, composite or light gauge hollow metal doors. See chart below for quantities and list prices.	Quantity		Price adjustment
	2729	425	
25-R-EO (Exit Only device)	-	8	$152.00
25-R Device x Trim	-	4	$76.00
25-V-EO (Exit Only device)	6	6	$210.00
25-V Device x Trim	6	2	$134.00
25-V-EO (Exit Only device) LBR	3	6	$162.00
25-V Device x Trim LBR	3	2	$86.00
25-M-EO / 25-C-EO / 25-CWDC-EO (Exit Only device)	-	6	$114.00
25-M / 25-C / 25-CWDC Device x Trim	-	2	$38.00

LESS BOTTOM ROD (LBR/LBL Fire-Rated Devices must be ordered in pairs, and one Auxiliary Fire Pin (AFL) is furnished per pair.)	Specify (Suffix)	Price adjustment
▪ Less bottom rod available with UL Fire Label at no additional charge on F-25-V and F-25-C devices ▪ For Panic devices, deduct -$72.00 list	LBR	$0.00

TRIM CYLINDER LOCKDOWN	Specify (Suffix)	Price adjustment
Double Cylinder - Classroom Security ▪ Available with L function for 25-R -L less dogging and F-25-R-L devices only. Specify handing. ▪ Cylinders sold separately. Compatible cylinders include: – Device side: Falcon rim cylinder 951; Schlage rim cylinder 20-021 and 20-022; thumbturn cylinder XB11-979 and XB13-379 – Trim side: Falcon 985 – 1-1/8" mortise cylinder with cam #4; Schlage 20-001 – 1-1/4" or 1-1/8" mortise cylinder	-2	$244.00

CYLINDER DOGGING - Not for use with fire exit hardware	Specify (Prefix)	Price adjustment
Cylinder dogging available on all 25 Series panic devices	CD	$87.00
Less dogging available on all 25 Series panic devices	LD	$0.00

ELECTRIC LOCK OR UNLOCK OF TRIMS - Available on all 25 Series devices	Specify (Prefix)	Price adjustment
Electric Lock/Unlock Trim, Fail Safe (unlocks when power is interrupted)	FSA	$419.00
Electric Lock/Unlock Trim, Fail Secure (locks when power is interrupted)	FSE	$419.00

Available with TP, K, or L functions only. Can be used in combination with MEL, EA, or any device monitoring switch.
Power supply PS902 is the recommended power supply for use with FSA/FSE trim. See the Power Supply section on page 337 for more information.

SWITCHES - Available on all 25 Series devices	Specify (Prefix)	Price adjustment
Touch bar Request to Exit switch ▪ RX dogging monitoring switch can be used in combination with a second DM or LM switch	RX	$286.00
Latch bolt monitor switch (provide signal when latch bolt is fully extended) ▪ DM device monitoring switch can be used in combination with a RX switch	DM	$302.00
Latch bolt monitor switch (provide signal when latch bolt is fully retracted) ▪ LM device monitoring switch can be used in combination with a RX switch	LM	$286.00
Key override ▪ Override device monitoring on a door by use of a keyed cylinder ▪ KOR must be used in combination with a device monitoring switch	KOR	$77.00

LATCH RETRACTION - Available on all 25 Series Panic and Fire devices except for 25-M and F-25-M	Specify (Prefix)	Price adjustment
Motorized electric latch retraction ▪ Cannot be used in combination with HD, CD, EA, or KOR options	MEL	$951.00

605	606	612	613	619	622	625	626
US3	US4	US10	US10B	US15	US19	US26	US26D

628	629	630	643e	689	695	710	711
US28	US32	US32D	-	SP28	SP313	313	DC35

OPTIONS

INSULCLAD OR APPLIED PANEL KITS - N/A for 25-C-C option.	**Specify**	**Price adjustment**
1/2" Panel - for 25C device	INS-2	$215.00
1/4" Panel - for 25C device	INS-4	$215.00

EXIT ALARM	**Specify (Prefix)**	**Price adjustment**
Exit alarm ▪ Available on 25R, 25V, 25C, 25C-WDC, and 25M panic and fire devices ▪ Price includes RX switch; can substitute with LM switch at no additional charge ▪ For vertical rod tampering monitoring on Surface Vertical Devices, specify device with DM (Latch Bolt Monitor Switch). Add $302.00 list ▪ To order Less switch, deduct -$286.00 list ▪ 9 volt battery included	EA	$712.00

HURRICANE DEVICE Meets all FBC Hurricane Listings. Consult factory for specific Applications.	**Specify (Prefix)**	**Price adjustment**
Hurricane option ▪ Available on 25-R[1], F-25-R, 25-V, F-25-V ▪ Prefix device "HH"	HH	$39.00
Standard devices 25-C, F-25-C, 25-M, F-25-M ▪ Meet all FBC Hurricane listing requirements ▪ Consult factory for specific applications ▪ Prefix "HH" is not required on these devices	-	No charge

1. HH-25-R requires 299F Strike. Strike 299F will be provided/charged in place of Strike 299. Add $21.00 List.
2. HH-25-V-EO and HH-F-25-V-EO, will be supplied with twelve sex bolts. Add $210.00 List.
3. Other device functions will be supplied with eight sex bolts. Add $134.00 List.

ACCESSIBLE DEVICE	**Specify (Suffix)**	**Price adjustment**
▪ Accessible device compliant with the California Building Code (Section 11B-309.4) requirement for 5 lb. maximum operational force. ▪ Available on 3' and 4' AX25-R/F-25-R Rim, AX25-V/AXF-25V, AX25V-LBR/AXF-25V-LBR/LBR-AFL, AX25-C/AXF-25C, AX25-C-LBR/AX-F-25-C-LBR/LBR-AFL ▪ Trim functions available EO, DT, NL, L, L-BE, L-NL, L-DT, NL-OP, and C ▪ Other device & Trim options compatible with AX25 devices: MEL, RX, DM, LM, CON, EA, FSA/FSE, CD, LD	AX	$34.00

CONNECTORS	**Specify (Suffix)**	**Price adjustment**
Cross-category solution using common interconnect components for electrified options. ▪ Available with MEL, MEL-RX, RX, EA options.	CON	$0.00

Note: For wire harness options, refer to Power Supply and Electronic Component Section.

Schlage Electronic Exit Trim

AD Series Electronic exit trim is available on Series 25 for rim. AD-300/400 network trim is available exclusively with 25 Series devices when mounted with LC-RX switch must be specified with exit device.

Four communication options:

- AD-200 993 Offline, access rights stored on lock
- AD-250 993 Offline, access rights on stored magnetic stripe credential
- AD-300 993 Networked hardware locks
- AD-400 993 Networked wireless locks

For complete pricing information, refer to Schlage Electronic Security Price Book.

605	606	612	613	619	622	625	626
US3	US4	US10	US10B	US15	US19	US26	US26D

628	629	630	643e	689	695	710	711
US28	US32	US32D	-	SP28	SP313	313	DC35

TRIM

- Cylinders are not included in the price.

LEVER TRIM

510 Series trim are handed and field reversible. Trims are furnished RHR when handing is not specified.

Description	Specify			606, 612 689, 695	622[2], 626, 630	605, 619[2], 625, 629, 643e[2]
	Model number	Device type	Finish			
Dane Lever, Key Locks or Unlocks[3]	510L	.[R, V, M, or C]	.[Finish]	$453.00	$525.00	$537.00
Dane Lever, Night Latch	510L-NL	.[R, V, M, or C]	.[Finish]	$357.00	$429.00	$492.00
Dane Lever, Dummy Trim	510L-DT	.[R, V, M, or C]	.[Finish]	$357.00	$429.00	$492.00
Dane Lever, Blank Escutcheon	510L-BE	.[R, V, M, or C]	.[Finish]	$453.00	$525.00	$537.00

1. The Dane lever is furnished standard. Optional lever designs Broadway, Boardwalk, Danish, Latitude, Longitude, Sutro, Quantum and Avalon are available at no additional charge.
2. 619/622/643e finishes are available on the lever trim type listed above except Sutro.
3. Electric Lock or Unlock option is available on 510L function only. Suffix FSA for Fail Safe operation, or FSE for Fail Secure operation, add $419.00 List.
4. KN for Knurling on Dane lever, add $88.00 List. Contact factory for lead times.

VANDAL RESISTANT TRIM

511 Series trim are handed and field reversible. Trims are furnished RHR when handing is not specified.

Description	Specify			606, 612 689, 695	622, 626, 630	605, 619, 625, 629, 643e
	Model number	Device type	Finish			
Dane Lever, Key Locks or Unlocks[7]	511L	.[R, V, M, or C]	.[Finish]	$535.00	$607.00	$614.00

5. The Dane Lever is furnished standard. Optional lever designs Broadway, Boardwalk, Danish, Latitude, Longitude, Sutro, Quantum, and Avalon are available at no additional charge.
6. 619/622/643e finishes are available on the lever trim type listed above except Sutro.
7. Electric Lock or Unlock option is available on 511L. Suffix FSA for Fail Safe operation, or FSE for Fail Secure operation, add $419.00 List.

NIGHT LATCH AND THUMBPIECE TRIM

Description	Specify			606, 612, 689, 695	622[8], 626, 630	605, 619[8], 625, 629, 643e[8]
	Model number	Device type	Finish			
Night Latch	512NL	.[R, V, M, or C]	.[Finish]	$328.00	$355.00	$418.00
Thumbpiece, Key Locks or Unlocks[9]	512TP	.[R, V, M, or C]	.[Finish]	$404.00	$446.00	$526.00
Thumbpiece, Blank Escutcheon	512TP-BE	.[R, V, M, or C]	.[Finish]	$404.00	$446.00	$526.00

8. 619/622/643e finishes are available only on 512NL with Falcon lever designs except Sutro.
9. Electric Lock or Unlock option is available on 512TP function only. Suffix FSA for Fail Safe operation, or FSE for Fail Secure operation, add $419.00 List.

KNOB TRIM

Description	Specify			606, 612, 689, 695	626, 630	605, 625, 629
	Model number	Device type	Finish			
Knob, Key Locks or Unlocks[9]	513K	.[R, V, M, or C]	.[Finish]	$339.00	$396.00	$461.00
Knob, Night Latch	513K-NL	.[R, V, M, or C]	.[Finish]	$339.00	$396.00	$461.00
Knob, Dummy Trim	513K-DT	.[R, V, M, or C]	.[Finish]	$339.00	$396.00	$461.00
Knob, Blank Escutcheon	513K-BE	.[R, V, M, or C]	.[Finish]	$339.00	$396.00	$461.00

10. Electric Lock or Unlock option is available on 513K function only. Suffix FSA for Fail Safe operation, or FSE for Fail Secure operation, add $419.00 List.

605	606	612	613	619	622	625	626
US3	US4	US10	US10B	US15	US19	US26	US26D

628	629	630	643e	689	695	710	711
US28	US32	US32D	-	SP28	SP313	313	DC35

TRIM

- Cylinders are not included in the price.

PULL TRIM

Description	Specify			606, 612, 689, 695	626, 630	605, 625, 629
	Model number	Device type	Finish			
Dummy Trim	512DT	.[R, V, M, or C]	.[Finish]	$272.00	$275.00	$417.00

DELTA TRIM

717 and 718 series trim are handed and field reversible. Trims are furnished RHR when handing is not specified.

Description	Specify			606, 612, 689	695	605, 619, 622, 625, 626, 643e
	Model number	Device type	Finish			
Dummy Trim	717DT	.[R, V, M, or C]	.[Finish]	$247.00	$304.00	$354.00
Night Latch Less Pull[1]	718C	C	.[Finish]	$192.00	$247.00	$271.00

1. Available in 622 and 643e.

STRIKES

RIM STRIKES

Description	Specify		Non-Finished	605	606	612	613	622	625	626	629	630	695
	Model number	Finish											
24/25-R Panic Devices - Opt.	264	.[Finish]	-	-	-	-	-	$145.00	-	$168.00	-	-	-
24/25-R Panic Devices - Std.	299	.[Finish]	-	$136.00	$104.00	-	-	$88.00	$136.00	$104.00	-	-	$104.00
24/25-R Fire Devices - Std.	299F	.[Finish]	-	$197.00	$171.00	$171.00	$171.00	$109.00	-	-	$197.00	$146.00	-
24/25-R Fire Devices - Opt.	499F	.[Finish]	-	-	-	-	-	$259.00	-	-	-	$272.00	-
24/25-R Panic Devices - Opt.	1439	.[Finish]	-	-	-	-	-	$210.00	-	-	-	-	-
24/25-R Panic Devices - Opt.	1606	.[Finish]	$104.00	-	-	-	-	-	-	-	-	-	-
25-R Panic Devices - Opt.[1]	1609	.[Finish]	-	$175.00	$163.00	$163.00	$163.00	$145.00	$175.00	$163.00	-	-	-

1. Must be used with a Coordinator. Not a UL fire exit hardware listed application.

VERTICAL ROD TOP STRIKES

Description	Specify	Non-Finished
19/24/25-V Panic and Fire devices[2]	3788	$72.00
24/25-C, CWDC Panic and Fire devices	4188	$72.00

2. For Flush Transom applications, Specify part number 4215-019 Angle bracket, add $74.00 List.

VERTICAL ROD BOTTOM STRIKES

Description	Specify	Non-Finished
19-V/24/25-V, C Panic or Fire - Std.	2130	$72.00
19-V/24/25-V, C Panic	4155	$72.00

MORTISE LOCK STRIKES

Description	Specify	Non-Finished
25-M Panic and Fire devices - Std.	1279	$72.00
25-M Fire devices - Opt.	F1280	$72.00

Refer to device catalogs for specific door application strike requirements.

605	606	612	613	619	622	625	626
US3	US4	US10	US10B	US15	US19	US26	US26D

628	629	630	643e	689	695	710	711
US28	US32	US32D	-	SP28	SP313	313	DC35

ACCESSORIES

COVER PLATES AND FILLER PLATES

Description	Specify	Non-Finished
Strike cover - ASA 4-7/8"	3722	$18.00
Mortise front - 8" x 1-1/4"	3723	$18.00
Lock front - 2-1/4" x 1-1/8"	3721	$18.00

CYLINDERS

Description	Specify		Open		Restricted	
	Part number	Finish	626	605, 606, 613, 612, 629, 630	626	605, 606, 613, 612, 629, 630
1-1/8" Mortise cylinder with straight cam (#24)	985	.[Finish]	$86.00	$91.00	$101.20	$106.20
1-1/4" Mortise cylinder with straight cam (#24)	986	.[Finish]	$86.00	$91.00	$101.20	$106.20
Rim cylinder	951	.[Finish]	$86.00	$91.00	$101.20	$106.20

Interchangeable core cylinder housing uses #5 cam.
Custom keying not available. Falcon G is default keyway.
Cylinder type determined by trim function.

CYLINDERS (HOUSING ONLY)

Description	Specify		626	605, 606, 613, 612, 629, 630
	Part number	Finish		
1-3/8" Interchangeable core mortise cylinder housing	C987	.[Finish]	$50.00	$53.00
Interchangeable core rim cylinder housing (N/A in 625 finish)	C953	.[Finish]	$55.00	$58.00

IC Cylinder Housings sold Less SFIC.

EXTENSION RODS

Description	Specify		All finishes
	Part number	Finish	
24/25/19-V Extension rod 12" (ER12-V)	650006	.[Finish]	$30.00
24/25/19-V Extension rod 24" (ER24-V)	650007	.[Finish]	$50.00
24/25/19-V Extension rod 36" (ER36-V)	650008	.[Finish]	$83.00
24/25-C, CWDC Extension rod 12" (ER12-C)	650017	.[Finish]	$30.00
24/25-C, CWDC Extension rod 24" (ER24-C)	650018	.[Finish]	$50.00
24/25-C, CWDC Extension rod 36" (ER36-C)	650019	.[Finish]	$83.00

Surface vertical and concealed vertical rod devices for door heights over 7'0" up to 8'0", 12" extension rods are furnished at no additional charge at the time of device order. Must specify door height on order line.
For door heights over 8'0" up to 10'0", extension rods are furnished at prices shown above with the device at the time of order. Must specify door height on order line.
Replacement extension rods can be ordered individually by the part numbers listed above.

DUMMY TOUCH BARS

3' Device pricing shown. 4' add $25.00 list.

Description	Specify		689, 695	606, 612	630	605, 625, 626, 629, 619, 622, 643e
	Part number	Finish				
24/25 Series Dummy touch bar	250DT	.[Finish]	$457.00	$505.00	$575.00	$657.00

DUMMY TOUCH BAR OPTIONAL FEATURES	Specify (Prefix)	Price adjustment
Touchbar Request-to-Exit switch	RX	$286.00
Key override device monitoring on a door by use of a keyed cylinder	KOR	$77.00

343	605	606	612	619	622	625	626
US43e	US3	US4	US10B	US15	US19	US26	US26D

628	629	630	689	695	710	711	725
US28	US32	US32D	SP28	SP28	SP313	DT35	DS36

KITS

CYLINDER DOGGING KITS

Description	Specify			605, 606, 612, 622, 625, 626, 628, 630, 711
	Model number	Part number	Finish	
25 Series - 3' device	25CDK-3	650159	.[Finish]	$87.00
25 Series - 4' device	25CDK-4	650160	.[Finish]	$87.00

1. Cylinder sold separately.
2. When a device is ordered “with CD with Cylinder”, a 1-1/4" mortise cylinder (986 Falcon G x straight cam KD) is supplied for CD.
3. CD kits can also pair with a 1-1/8" mortise cylinder (985 Falcon G x straight cam KD). Must be ordered separately.

DOUBLE CYLINDER -2 CONVERSION / CENTER CASE COVER KITS

Description	Specify						343, 605, 606, 619, 622, 625, 626, 629, 630, 689, 695, 725
	Part number	Double cylinder	Device type	Fire	Finish	Handing	
25-R-2 Cover kit	47720568	-2	Rim	-	.[Finish]	RHR	$278.00
25-R-2 Cover kit	47720553	-2	Rim	-	.[Finish]	LHR	$278.00
25-R-2 Conversion kit	47720572	-2	Rim	-	.[Finish]	RHR	$412.00
25-R-2 Conversion kit	47720580	-2	Rim	-	.[Finish]	LHR	$412.00
25-R-2 Conversion kit	47720570	-2	Rim	.[F]	.[Finish]	RHR	$464.00
25-R-2 Conversion kit	47720579	-2	Rim	.[F]	.[Finish]	LHR	$464.00

SHIM KITS

Description	Specify			Non-Finished	622
	Model number	Part number	Finish		
25 Rim or 25 Mortise shim kit - 1/4"	SK25-R/M	650107	.[Finish]	-	$91.00
25 Surface vertical shim kit - 1/4" - over 7' up to 8' doors	SK25-V-8	650108	.[Finish]	-	$91.00
25 Surface vertical shim kit - 1/4" - over 8' up to 10' doors	SK25-V-10	650266	.[Finish]	-	$91.00
Retrofit shim kit - HH-25-R, HH-F25-R (Required)	579	650106	.[Finish]	$39.00	-
25 Wood Door concealed shim kit - 1/4"	SK25-CV-WDC	47849032	.[Finish]	-	$255.00

Note: All shim kits for use on door thicknesses up to 2". Consult factory for door thickness over 2".

RX SWITCH KIT

Description	Specify		Non-Finished
	Model number	Part number	
24/25 Series RX Switch kit	24/25 RX KIT	650359	$353.00

EXIT ALARM KITS

Description	Specify			605, 606, 612, 622, 625, 626, 628, 630, 711
	Model number	Part number	Part number with Allegion Connect (-CON)	
25 Series Exit alarm kit 3'	25-EAK-3	650167	650706	$713.00
25 Series Exit alarm kit 4'	25-EAK-4	650168	650707	$713.00

MOTORIZED ELECTRIC LATCH RETRACTION KIT

Description	Specify			605, 606, 612, 625, 626, 628, 630, 695
	Model number	Part number	Part number with Allegion Connect (-CON)	
25 Motorized electric latch retraction kit 3'	25-MELK-3	47266630	47270546	$951.00
25 Motorized electric latch retraction kit 4'	25-MELK-4	47266631	47270547	$951.00

Note: MEL kit cannot be used to convert an EL device nor can they be used on 25-M or F-25-M devices.

605	606	612	613	619	622	625	626
US3	US4	US10	US10B	US15	US19	US26	US26D

628	629	630	643e	689	695	710	711
US28	US32	US32D	-	SP28	SP313	313	DC35

KITS

SLM BLOCKING KIT

Description	Specify			Price
	Model No.	Part No.	Finish	
F-25 Rim/Concealed vertical SLM blocking kit	F-25-R/C	600335	.[Finish]	$26.00
F-25 Surface vertical SLM blocking kit	F-25-V	600336	.[Finish]	$29.00

For use with devices on doors with special high density blocking material.
Blocking material must be UL or Warnock Hersey approved.

INSULCLAD KIT - Not for use with 25-C-C

Description	Specify			Price
	Model No.	Part No.	Finish	
25C-C-Slide Kit 1/4" INS	25C	47962244	.[Finish]	$215.00
25C-C Slide Kit 1/2" INS	25C	47962217	.[Finish]	$215.00
25C CenterSlide Asm 1/4" INS	25C	47962158	.[Finish]	$174.00
25C CenterSlide Asm 1/2" INS	25C	47962157	-	$174.00
Insulclad ratchet release screw	25C	972476	-	$10.00

PARTS

DUMMY TOUCH BAR PARTS

Description	Specify		630, 689, 695	606, 612	625, 629	626	605
	Part number	Finish					
250 Front cover plate package	600291	.[Finish]	$33.00	$44.00	$127.00	$40.00	$65.00

8500 MORTISE LOCK

Description	Specify		605, 625, 626	606, 612	613	622
	Part number	Finish				
Night latch (universal for all 25 device mortise lock trim options)	8500NL	.[Finish]	$554.00	$442.00	$554.00	$554.00

1. 629 and 630 finish device supplied with 625 and 626 mortise lock.
2. Mortise device is handed. For replacement of Mortise lock only, handing is field reversible. Lock is furnished RHR when handing is not specified.
3. See Trim section for FSA/FSE options compatible with 8500NL, ordered as Trim option.

8500 MORTISE LOCKS - PARTS

Description	Specify	Non-Finished
Dead lock arm spring	3518	$15.00
Auxiliary bolt actuator	3530	$48.00
Auxiliary bolt spring	661473	$15.00
Deadlocking arm	661472	$48.00
Cylinder operating arm	3542	$48.00

CENTER CASE

Description	Specify		Non-Finished	605	606	612, 625, 629	622	626	628	630	710
	Part No.	Finish									
25-R Center case kit	650239	.[Finish]	$241.00	-	-	-	-	-	-	-	-
F-25-R Center case kit	650240	.[Finish]	$260.00	-	-	-	-	-	-	-	-
F-25-V Center case kit	650242	.[Finish]	$204.00	-	-	-	-	-	-	-	-
F-25-C, F-25-C-WDC Center case kit	650244	.[Finish]	$186.00	-	-	-	-	-	-	-	-

605	606	612	613	619	622	625	626
US3	US4	US10	US10B	US15	US19	US26	US26D

628	629	630	643e	689	695	710	711
US28	US32	US32D	-	SP28	SP313	313	DC35

PARTS

CENTER CASE

Description	Specify		Non-Finished	605	606	612, 625, 629	622	626	628	630	710
	Part No.	Finish									
F-25-M Center case kit RHR	650246	.[Finish]	$204.00	-	-	-	-	-	-	-	-
F-25-M Center case kit LHR	650398	.[Finish]	$204.00	-	-	-	-	-	-	-	-
F-25-R Center case cover kit	650255	.[Finish]	-	$232.00	$224.00	$219.00	$210.00	$210.00	$170.00	$213.00	$181.00
F-25-V Center case cover kit	650257	.[Finish]	-	$232.00	$224.00	$219.00	$210.00	$210.00	$170.00	$213.00	$181.00
F-25-C, F-25-M Center case cover kit	650259	.[Finish]	-	$232.00	$224.00	$219.00	$210.00	$210.00	$170.00	$213.00	$181.00
25 Series Center case cover mtg pkg	600307	.[Finish]	-	$17.00	$17.00	$17.00	-	-	-	-	$17.00
25-V/M/C Center case housing kit	650261	.[Finish]	$28.00	-	-	-	-	-	-	-	-
25-V/M/C Center case housing screw pkg	600308	.[Finish]	$16.00	-	-	-	-	-	-	-	-
25-V Center case finger kit	650262	.[Finish]	$48.00	-	-	-	-	-	-	-	-
25-C Center case finger kit	650263	.[Finish]	$38.00	-	-	-	-	-	-	-	-
25-V/C Center case finger screw package	600309	.[Finish]	$16.00	-	-	-	-	-	-	-	-
25-M Center case slide bar assembly RHR	650378	.[Finish]	$103.00	-	-	-	-	-	-	-	-
25-M Center case slide bar assembly LHR	650377	.[Finish]	$103.00	-	-	-	-	-	-	-	-

COVER PLATE / CONVERSION KITS

Description	Specify		Non-Finished	605	606	612, 625, 629	622	626	628	630	710
	Part No.	Finish									
F-25 Series channel cover 3'	650227	.[Finish]	-	$54.00	$54.00	$54.00	$54.00	$54.00	$54.00	$54.00	$54.00
F-25 Series channel cover 4'	650228	.[Finish]	-	$57.00	$57.00	$57.00	$57.00	$57.00	$57.00	$57.00	$57.00
25 Series CD Channel cover 3'	650119	.[Finish]	-	$66.00	$66.00	$66.00	$66.00	$66.00	$66.00	$66.00	$66.00
25 Series CD Channel cover 4'	650120	.[Finish]	-	$76.00	$76.00	$76.00	$76.00	$76.00	$76.00	$76.00	$76.00
25 Series KOR Channel cover 3'	650143	.[Finish]	-	$89.00	$89.00	$89.00	$89.00	$89.00	$89.00	$89.00	$89.00
25 Series KOR Channel cover 4'	650144	.[Finish]	-	$93.00	$93.00	$93.00	$93.00	$93.00	$93.00	$93.00	$93.00
25 Series Hex dogging kit 3'	650191	.[Finish]	-	$89.00	$89.00	$89.00	$89.00	$89.00	$89.00	$89.00	$89.00
25 Series Hex dogging kit 4'	650192	.[Finish]	-	$94.00	$94.00	$94.00	$94.00	$94.00	$94.00	$94.00	$94.00
25 Hex dogging assembly	47589559	.[Finish]	$26.00	-	-	-	-	-	-	-	-
25 Hex dogging key 5/32" (pkg of 10)	090085-89	.[Finish]	$101.00	-	-	-	-	-	-	-	-
25 Series 3' MEL Channel cover plate	47270298	.[Finish]	-	$134.00	$134.00	$134.00	$134.00	$134.00	$134.00	$134.00	$134.00
25 Series 4' MEL Channel cover plate	47270299	.[Finish]	-	$139.00	$139.00	$139.00	$139.00	$139.00	$139.00	$103.00	$139.00

SERVICE PARTS

Description	Specify		605, 606	619, 622	625	626	629	630	689	696	725
	Part No.	Finish									
25-R-2 Parts box	47611102	.[Finish]	$274.00	$196.00	$274.00	$196.00	$274.00	$196.00	$196.00	$196.00	$274.00

MECHANISM CASE

Description	Specify		Non-Finished	605	606	612, 625, 629	622, 626	628	630	710
	Part No.	Finish								
25 Series Channel 3' door	661412	.[Finish]	-	$146.00	$139.00	$138.00	$132.00	$108.00	$134.00	$116.00
25 Series Channel 4' door	661413	.[Finish]	-	$187.00	$181.00	$179.00	$168.00	$139.00	$178.00	$144.00
25 Series Channel screw (pkg of 10)	600305	.[Finish]	$23.00	-	-	-	-	-	-	-

605	606	612	613	619	622	625	626
US3	US4	US10	US10B	US15	US19	US26	US26D

628	629	630	643e	689	695	710	711
US28	US32	US32D	-	SP28	SP313	313	DC35

PARTS

END CAP / PUSH BAR

Description	Specify		Non-Finished	605	606	612, 625, 629	622, 626	628	630	710
	Part No.	Finish								
25 Channel end cap kit 1-3/4" door	650294	.[Finish]	-	$57.00	$55.00	$55.00	$50.00	$42.00	$54.00	$47.00
25 Channel end cap kit 2-1/4" door	650348	.[Finish]	-	$57.00	$55.00	$55.00	$50.00	$42.00	$54.00	$47.00
25 Series Push bar end cap kit	600310	.[Finish]	-	$61.00	$57.00	$56.00	$55.00	$47.00	$56.00	$48.00
25 Series Push bar guide pkg	600319	.[Finish]	$17.00	-	-	-	-	-	-	-

MOUNTING PACKAGES

Description	Specify		Non-Finished	605	606	612, 622, 625, 629	630	710
	Part No.	Finish						
F-25-R/F-25-M Mtg pkg 1-3/4" door	650345	.[Finish]	$30.00	-	-	-	-	-
F-25-R/F-25-M Mtg pkg 2-1/4" door	650293	.[Finish]	$30.00	-	-	-	-	-
25-V Mtg pkg 1-3/4" - 2-1/4" door	650315	.[Finish]	$57.00	-	-	-	-	-
F-25-V Mtg pkg 1-3/4" door	650316	.[Finish]	$57.00	-	-	-	-	-
F-25-V Mtg pkg 2-1/4" door	650295	.[Finish]	$57.00	-	-	-	-	-
25-C Mtg pkg 1-3/4" door	650318	.[Finish]	$41.00	-	-	-	-	-
25-C Mtg pkg 2-1/4" door	650300	.[Finish]	$41.00	-	-	-	-	-
F-25-C Mtg pkg 1-3/4" door	650317	.[Finish]	$41.00	-	-	-	-	-
F-25-C Mtg pkg 2-1/4" door	650346	.[Finish]	$41.00	-	-	-	-	-
F-25-C-WDC Mtg pkg 1-3/4" door	650299	.[Finish]	-	$85.00	$85.00	$85.00	$85.00	$85.00
F-25-C-WDC Mtg pkg 2-1/4" door	650296	.[Finish]	-	$85.00	$85.00	$85.00	$85.00	$85.00
MEL Motor mounting screws, pkg of 2	47266852	.[Finish]	$27.00	-	-	-	-	-

ELECTRICAL

Description	Specify		Non-Finished	605	606	612, 625, 629	630	710
	Part No.	Finish						
Cotter Key 1/8" x 1" (pkg of 10)	060111	.[Finish]	$20.00	-	-	-	-	-
24/25 Series RX switch kit	650359	.[Finish]	$353.00	-	-	-	-	-
EL Potted circuit breaker	050534	.[Finish]	$483.00	-	-	-	-	-
Exit alarm label - service	650265	.[Finish]	$16.00	-	-	-	-	-
EAK CON Adapter harness	106182	.[Finish]	$20.00	-	-	-	-	-
LM Switch replacement kit	650713	.[Finish]	$297.00	-	-	-	-	-
LM CON Switch replacement kit	650712	.[Finish]	$310.00	-	-	-	-	-
DM Switch replacement kit	650715	.[Finish]	$310.00	-	-	-	-	-
DM CON Switch replacement kit	650714	.[Finish]	$324.00	-	-	-	-	-
MEL Motor cable	114320	.[Finish]	$19.00	-	-	-	-	-
MEL Motor cable w/6' cable	47269206	.[Finish]	$84.00	-	-	-	-	-
MEL/EL CON Adapter harness	106198	.[Finish]	$19.00	-	-	-	-	-
MEL Motor cable w/MEL CON Adapter harness	040069	.[Finish]	$84.00	-	-	-	-	-

VERTICAL LATCHES

Description	Specify		Non-Finished	605, 606, 612	622	625, 629	626	630, 695	689
	Part No.	Finish							
25-V Top latch case	650389	.[Finish]	$163.00	-	-	-	-	-	-
F-25-V Top latch case	650375	.[Finish]	$167.00	-	-	-	-	-	-
25-V Latch case cover kit	650202	.[Finish]	-	$123.00	$123.00	$123.00	$123.00	$94.00	$94.00

605	606	612	613	619	622	625	626
US3	US4	US10	US10B	US15	US19	US26	US26D

628	629	630	643e	689	695	710	711
US28	US32	US32D	-	SP28	SP313	313	DC35

PARTS

VERTICAL LATCHES

Description	Specify		Non-Finished	605, 606, 612	622	625, 629	626	630, 695	689
	Part No.	Finish							
25-V Latch case cover mtg pkg	650336	.[Finish]	-	$15.00	$15.00	$15.00	$15.00	$15.00	$15.00
25-V Bottom bolt guide (latch cover sold separately)	650387	.[Finish]	$16.00	-	-	-	-	-	-
F-25-V, F-25-C Auxiliary fire pin kit (LBR application only)	5494	.[Finish]	$208.00	-	-	-	-	-	-
25-C, C-WDC Top latch case	603	.[Finish]	$277.00	-	-	-	-	-	-
F-25-C Top latch case	F603	.[Finish]	$386.00	-	-	-	-	-	-
F-25-C-WDC Top latch case	WF603	.[Finish]	$386.00	-	-	-	-	-	-
F-25-C, CWDC Top latch release kit	650339	.[Finish]	-	$47.00	$55.00	$47.00	$55.00	$55.00	$55.00
25-C Bottom bolt guide	4567	.[Finish]	$66.00	-	-	-	-	-	-
25-C-WDC Bottom bolt guide	4835	.[Finish]	$60.00	-	-	-	-	-	-
F-25-C-WDC Latch bracket	4694	.[Finish]	$16.00	-	-	-	-	-	-
F-25-C, CWDC Center slide assembly	650376	.[Finish]	$387.00	-	-	-	-	-	-
24/25 WDC-C Plate	47817268	.[Finish]	$48.00	-	-	-	-	-	-
24-C-WDC Reinforcement plate	4833	.[Finish]	-	$59.00	$59.00	$59.00	-	$59.00	$43.00
24-C-WDC Reinforcement plate w/access hole	4834	.[Finish]	-	$59.00	$59.00	$59.00	-	$59.00	$43.00

VERTICAL RODS

Description	Specify		Non-Finished	605, 606, 612	622	625, 629	626	630, 695	689
	Part No.	Finish							
25-V Rod guide kit	650311	.[Finish]	-	$68.00	$91.00	$91.00	-	$76.00	$72.00
25-V Top rod kit	3777	.[Finish]	-	$123.00	$123.00	$123.00	-	$123.00	$123.00
25-V Bottom rod kit	610055	.[Finish]	-	$165.00	$165.00	$165.00	-	$165.00	$165.00
F-25-C, CWDC Top rod kit	610061	.[Finish]	$123.00	-	-	-	-	-	-
F-25-C, CWDC Bottom rod kit	610057	.[Finish]	$165.00	-	-	-	-	-	-
#10 x 1-1/4" FPHSMS Clear zinc	660002	.[Finish]	$15.00	-	-	-	-	-	-

TRIM

Description	Specify		Non-Finished	605	606, 629	612, 625	619	622	626, 630	689	695
	Part No.	Finish									
510 Backplate assembly	600272	.[Finish]	$39.00	-	-	-	-	-	-	-	-
510/512/513 Slider	600273	.[Finish]	$102.00	-	-	-	-	-	-	-	-
511L Slider assembly	600282	.[Finish]	$240.00	-	-	-	-	-	-	-	-
Hook spring package	090041	.[Finish]	$18.00	-	-	-	-	-	-	-	-
510/511L Spring (pkg of 2)	600274	.[Finish]	$30.00	-	-	-	-	-	-	-	-
512TP/513K Spring (pkg of 2)	600284	.[Finish]	$17.00	-	-	-	-	-	-	-	-
510L/512TP/513K Locking hook	600275	.[Finish]	$39.00	-	-	-	-	-	-	-	-
510L-NL/512NL/513K-NL Cam	600281	.[Finish]	$41.00	-	-	-	-	-	-	-	-
L/K Spindle cam kit	600276	.[Finish]	$41.00	-	-	-	-	-	-	-	-
L-NL/L-DT Spindle cam kit	600280	.[Finish]	$43.00	-	-	-	-	-	-	-	-
510/511/513 Spindle cam retaining ring (pkg of 10)	600277	.[Finish]	$16.00	-	-	-	-	-	-	-	-
510L/513K Shear pin (pkg of 10)	650267	.[Finish]	$34.00	-	-	-	-	-	-	-	-
511L Shear pin (pkg of 5)	600283	.[Finish]	$16.00	-	-	-	-	-	-	-	-

605	606	612	613	619	622	625	626
US3	US4	US10	US10B	US15	US19	US26	US26D

628	629	630	643e	689	695	710	711
US28	US32	US32D	-	SP28	SP313	313	DC35

PARTS

TRIM

Description	Specify		Non-Finished	605	606, 629	612, 625	619	622	626, 630	689	695
	Part No.	Finish									
500 Series Cylinder lock nut	600278	.[Finish]	$17.00	-	-	-	-	-	-	-	-
500 Series Cylinder nut tool	600279	.[Finish]	$29.00	-	-	-	-	-	-	-	-
500 Series Security collar	600296	.[Finish]	-	$34.00	$41.00	$41.00	-	-	$41.00	$34.00	$34.00
Lower pull bracket kit 1.3/4"	600289	.[Finish]	-	$29.00	$23.00	$23.00	-	-	$23.00	$23.00	$19.00
Lower pull bracket kit 2.1/4"	600290	.[Finish]	-	$29.00	$23.00	$23.00	-	-	$23.00	$23.00	$19.00
512TP Thumbpiece	600285	.[Finish]	-	$66.00	$60.00	$60.00	-	-	$57.00	$47.00	$48.00
512TP Thumbpiece pivot pin	600286	.[Finish]	$15.00	-	-	-	-	-	-	-	-
512TP Thumbpiece bracket	600287	.[Finish]	$19.00	-	-	-	-	-	-	-	-
512TP Pull	600297	.[Finish]	-	$260.00	$248.00	$241.00	-	-	$238.00	$188.00	$203.00
513K Knob assembly	600298	.[Finish]	-	$259.00	$246.00	$240.00	-	-	$233.00	$187.00	$201.00
510L Dane lever kit	600299	.[Finish]	-	$190.00	$182.00	$180.00	-	-	$178.00	$139.00	$145.00
510L Sutro lever kit	600300	.[Finish]	-	$190.00	$182.00	$180.00	-	-	$178.00	$139.00	$145.00
510L Quantum lever kit	600301	.[Finish]	-	$190.00	$182.00	$180.00	-	-	$178.00	$139.00	$145.00
510 Avalon lever kit	600337	.[Finish]	-	$309.00	$226.00	$309.00	-	-	$226.00	$224.00	$226.00
510L Latitude lever kit	050988	.[Finish]	$190.00	$190.00	$180.00	$182.00	$178.00	$178.00	$178.00	$139.00	$145.00
510L Longitude lever kit	050989	.[Finish]	$190.00	$190.00	$180.00	$182.00	$178.00	$178.00	$178.00	$139.00	$145.00
510 Danish lever kit	050990	.[Finish]	$190.00	$190.00	$180.00	$182.00	$178.00	$178.00	$178.00	$139.00	$145.00
510L Broadway lever kit	050991	.[Finish]	$190.00	$190.00	$180.00	$182.00	$178.00	$178.00	$178.00	$139.00	$145.00
510L Boardwalk lever kit	050992	.[Finish]	$190.00	$190.00	$180.00	$182.00	$178.00	$178.00	$178.00	$139.00	$145.00
Pull grip screw (pkg of 10)	600288	.[Finish]	$15.00	-	-	-	-	-	-	-	-
512 Mounting pkg 1-3/4"	650231	.[Finish]	-	-	$15.00	-	-	-	$15.00	-	$15.00
512 Mounting pkg 2-1/4"	650232	.[Finish]	-	-	$15.00	-	-	-	$15.00	-	$15.00
510/511/512/513 Screw pkg 1-3/4"	650235	.[Finish]	$15.00	-	-	-	-	-	-	-	-
510/511/512/513 Screw pkg 2-1/4"	650237	.[Finish]	$15.00	-	-	-	-	-	-	-	-
CYL Assembly screw pkg	600208	.[Finish]	-	$62.00	$62.00	$62.00	$65.00	$62.00	$62.00	$62.00	$62.00
FSA/FSE Solenoid kit and plunger	47562284	.[Finish]	$239.00	-	-	-	-	-	-	-	-
FSA/FSE Pivot pin	600295	.[Finish]	$15.00	-	-	-	-	-	-	-	-
FSA/FSE Solenoid spring	650278	.[Finish]	$15.00	-	-	-	-	-	-	-	-

PARTS MAINTENANCE KIT

Description	Part number	Price
24/25 Maintenance kit (See below for what is supplied in Kit)	650277	$2,492.00

REFILL PARTS/PACKAGES

Description	BHMA Finish	Kit contents qty	Part number	Refill Price each
299 Strike US19	622	5	299 Strike	$85.00
325 Sex bolt, 1/4-20 US32D (package of 2)	630	10	325 SNB	$38.00
425 Sex bolt, 10-24 US32D (package of 2)	630	10	425 SNB	$38.00
CD/EA/KOR Cylinder retaining bracket	-	30	4208	$15.00
512/718 Lever washer (package of 10)	-	1	060126	$15.00
Cylinder nut BRS	-	10	3894-000	$15.00
Rod guide kit US32D	630	6	650311	$76.00
Rod guide kit SP28	689	2	650311	$72.00
Rod guide kit SP313	695	2	650311	$76.00

605	606	612	613	619	622	625	626
US3	US4	US10	US10B	US15	US19	US26	US26D

628	629	630	643e	689	695	710	711
US28	US32	US32D	-	SP28	SP313	313	DC35

PARTS

REFILL PARTS/PACKAGES

Description	BHMA Finish	Kit contents qty	Part number	Refill Price each
25 Hex dogging key 5/32" (package of 10)	-	1	090085-89	$101.00
512 Mounting package US4 1-3/4" door	606	2	650231	$15.00
512 Mounting package US10B 1-3/4" door	612	2	650231	$15.00
512 Mounting package US26D 1-3/4" door	625	6	650231	$15.00
24/25 End cap kit US32D 1-3/4" door	630	6	650294	$54.00
24/25 End cap kit US26D 1-3/4" door	626	2	650294	$50.00
24/25 End cap kit SP28 1-3/4" door	689	1	650294	$42.00
24/25 End cap kit SP313 1-3/4" door	695	1	650294	$47.00
511 Trim shear pin (package of 5)	-	6	600283	$16.00
24 Device plastic mounting template	-	2	640001	$15.00
25 Device plastic mounting template	-	2	640002	$15.00
510/513 Trim shear pin (package of 10)	-	3	650267	$34.00
8500 Lock housing screws (package of 10)	-	2	060112	$15.00
24/25-C Latch screw (package of 10)	-	5	060113	$15.00
Rod guide screws (package of 10)	-	3	060114	$15.00
510/511/512/513 Back plate screws (package of 10)	-	5	060119	$15.00
25 Lift finger screws (package of 2)	-	10	600309	$16.00
8500 Lock face screws US3, US4, US10	605, 606, 612	10	600173	$15.00
8500 Lock face screws US26D, US32D	626, 630	10	600173	$15.00
8500 Lock face screws US10B	613	10	600173	$15.00
8500 Lock backplate screws (package of 10)	-	5	060120	$15.00
24/25-V Latch cover screws US26D, US28, US32D (package of 10)	626, 628, 630	5	060121	$15.00
24/25-V Latch cover screws US3, US4, US10 (package of 10)	605, 606, 612	5	060121	$15.00
24/25-V Latch cover screws US10B (package of 10)	613	5	060121	$15.00
Electric option dogging screw (package of 10)	-	5	060123	$15.00
K-NL/L-NL Spindle cam screw (package of 10)	-	2	060122	$17.00
K/L/TL Trim lock nut (package of 10)	-	1	060124	$15.00
24/25 Channel screw (package of 10)	-	3	600305	$23.00
Cotter key 1/8" x 1" (package of 10)	-	5	060111	$20.00
Cylinder nut tool (package of 5)	-	2	600279	$29.00
FSE/FSE Trim pivot pin (package of 10)	-	2	060125	$15.00
24/25 Pushbar guide (package of 2)	-	10	600319	$17.00
25 Trim cylinder locknut	-	10	600278	$17.00
25 Center case mounting screws (package of 10)	-	5	060117	$15.00
24 Center case housing screws (package of 10)	-	5	060118	$15.00
25-R/M Device mounting screws (package of 10)	-	5	060116	$15.00
FSA/FSE Trim screws (package of 10)	-	5	060115	$15.00
24/25 Center case cover screws US3 (package of 4)	605	12	600307	$17.00
24/25 Center case cover screws US4 (package of 4)	606	12	600307	$17.00
24/25 Center case cover screws US10 (package of 4)	612	12	600307	$17.00
24/25 Center case cover screws US10B (package of 4)	613	12	600307	$17.00
24/25 Center case cover screws US26D, US32D, SP28 (package of 4)	626, 630, 689	12	600307	$17.00
510/513 Spindle cam ret. ring (package of 10)	-	2	600277	$16.00
25 Housing plate screws (package of 2)	-	2	600308	$16.00
299 Strike shim	-	20	970321	$19.00

EXPLODED VIEW

(F)25-R RIM EXIT DEVICE

Panic and Fire

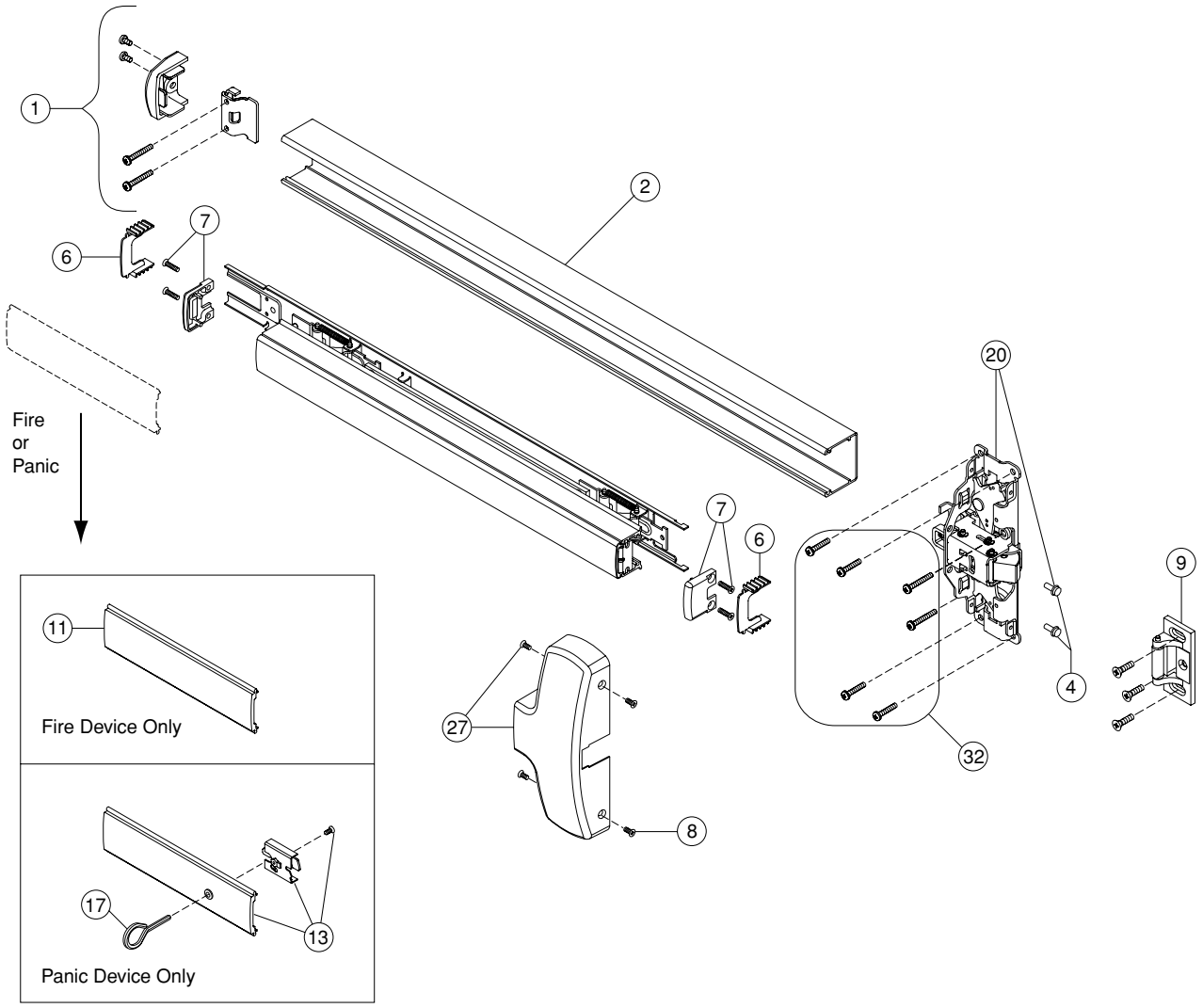

NO.	QTY.	PART NO.	DESCRIPTION	PACKAGE CONTENTS	NOTES
1	1	650294	25 Channel end cap kit 1-3/4" door	1- Channel end cap	A
				2- #10-24 x 3/8" PPHMS	
				1- Channel end cap bracket	
				2- #10 x 1-1/4" PPHSMS	
				2- #10-24 x 1" PPHMS	
	1	650348	25 Channel end cap kit 2-1/4" door	1- Channel end cap	A
				2- #10-24 x 3/8" PPHMS	
				1- Channel end cap bracket	
				2- #10 x 1-1/4" PPHSMS	
				2- #10-24 x 1" PPHMS	

* Item(s) not shown.
A Specify by finish: 605, 606, 612, 625, 626, 628, 629, 630, 710.
B Standard finish: 622.

EXPLODED VIEW

(F)25-R RIM EXIT DEVICE

NO.	QTY.	PART NO.	DESCRIPTION	PACKAGE CONTENTS	NOTES
2	1	661412	25 Channel 3'		A
		661413	25 Channel 4		
4	1	600305	25 Channel screw package of 10	#10-16 x 1/2" Hex washer head taptite	
6	1	600319	25 Pushbar guide package	2- Pushbar guide	
7	1	600310	25 Pushbar end cap kit	2- Pushbar end cap	A
				4- #8-18 x 3/4" FPHSMS	
8	1	600307	25 Center case cover screw package	4- #8-18 x 3/8" UFPHSMS	A
9	1	299	299 Strike		B
11	1	650227	F-25 Channel cover plate 3'		A
		650228	F-25 Channel cover plate 4'		
13	1	650191	25 Hex dogging kit 3'	1- Panic channel cover (3' or 4") 1- Dogging subassembly 1- #8-32 x 3/8" UFPHMS	A
		650192	25 Hex dogging kit 4'		
17	1	090085	25 Hex dogging key 5/32" (package of 10)		
20	1	650239	25-R Center case kit, panic	1- Center case	
		650240	F-25-R Center case kit, fire	2- #10-16 x 1/2" Hex washer head taptite	
27	1	650255	F-25-R Center case cover kit	1- Head cover	A
				4- #8-18 x 3/8" UFPHSMS	
32	1	650345	F-25-R/F-25-M Mounting package 1-3/4" door	6- #10 x 1-1/4" PPHSMS	*
				4- #10-24 x 3/4" PPHMS	
				2- #10-24 x 1" PPHMS	
				1- Tailpiece guide	*
		650293	F-25-R/F-25-M Mounting package 2-1/4" door	6- #10 x 1-1/4" PPHSMS	*
				4- #10-24 x 1-1/4" PPHMS	
				2- #10-24 x 1-1/2" PPHMS	
				1- Tailpiece guide	*

* Item(s) not shown.
A Specify by finish: 605, 606, 612, 625, 626, 628, 629, 630, 710.
B Standard finish: 622.

EXPLODED VIEW

25-V SURFACE VERTICAL ROD EXIT DEVICE

Panic and Fire

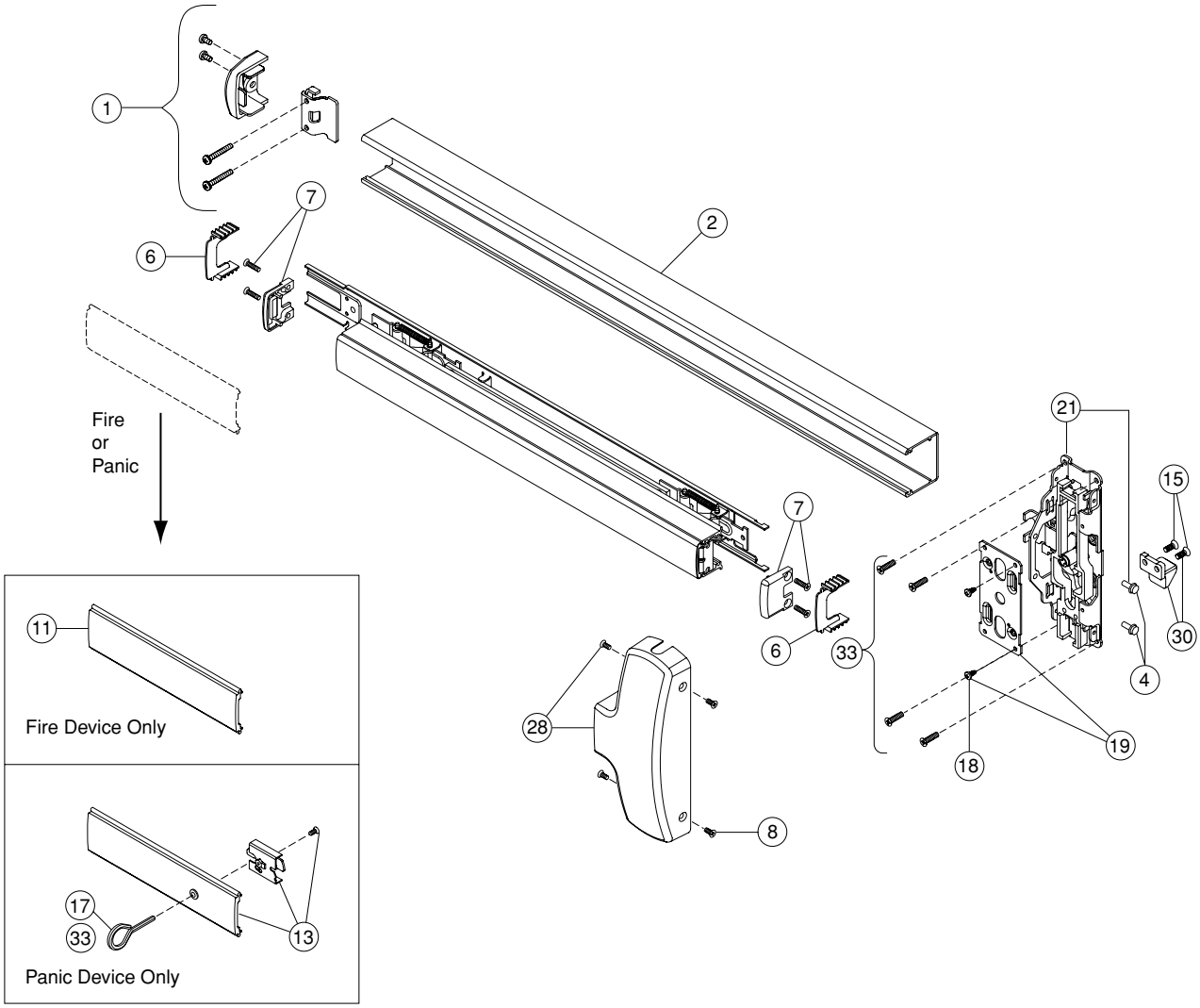

NO.	QTY.	PART NO.	DESCRIPTION	PACKAGE CONTENTS	NOTES
1	1	650294	25 Channel end cap kit 1-3/4" door	1- Channel end cap	A
				2- #10-24 x 3/8" PPHMS	
				1- Channel end cap bracket	
				2- #10-24 x 1" PPHMS	
				2- #10 x 1-1/4" PPHSMS	
	1	650348	25 Channel end cap kit 2-1/4" door	1- Channel end cap	A
				2- #10-24 x 3/8" PPHMS	
				1- Channel end cap bracket	
				2- #10-24 x 1" PPHMS	
				2- #10 x 1-1/4" PPHSMS	
2	1	661412	25 Channel 3'		A
		661413	25 Channel 4'		
4	1	600305	25 Channel screw (package of 10)	10- #10-16 x 1/2" Hex washer head taptite	
6	1	600319	25 Pushbar guide package	2- Pushbar guide	

* Item(s) not shown.

A Specify by finish: 605, 606, 612, 625, 626, 628, 629, 630, 710.

EXPLODED VIEW

25-V SURFACE VERTICAL ROD EXIT DEVICE

NO.	QTY.	PART NO.	DESCRIPTION	PACKAGE CONTENTS	NOTES
7	1	600310	25 Pushbar end cap kit	2- Pushbar end cap	A
				4- #8-18 x 3/4" FPHSMS	
8	1	600307	25 Center case cover screw package	4- #8-18 x 3/8" UFPHSMS	A
11	1	650227	F-25 Channel cover plate 3'		A
		650228	F-25 Channel cover plate 4'		
13	1	650191	25 Hex dogging kit 3'	1- Panic channel cover (3' or 4") 1- Dogging subassembly 1- #8-32 x 3/8" UFPHMS	A
		650192	25 Hex dogging kit 4'		
15	1	600309	25-V/C Finger screw package	2- #10-24 x 3/8" UFPHMS	
17	1	090085	25 Hex dogging key 5/32" (package of 10)		
18	1	600308	25-V/M/C Center case housing screw package	2- #8-32 x 3/8" PPHMS Trilob	
19	1	650261	25-V/M/C Center case housing kit	2- #8-32 x 3/8" PPHMS Trilob	
				1- Vertical housing	
21	1	650242	F-25-V Center case kit	1- Center case	
				2- #10-16 x 1/2" Hex washer head taptite	
28	1	650257	F-25-V Center case cover kit	1- Head cover	A
				4- #8-18 x 3/8" UFPHSMS	
30	1	650262	25-V Center case finger kit	2- #10-24 x 3/8" UFPHMS	
				1-Vertical finger	
33	1	650315	25-V Mounting package 1-3/4" - 2-1/4" door	6- #10 x 1-1/4" PPHSMS	*
				4- #10 x 1-1/4" FPHSMS	*
				1- 1/8 x 1" Cotter key	*
				1- Dogging key	
		650316	F-25-V Mounting package 1-3/4" door	6- #10-24 x 3/4" PPHMS	
				4- #10-24 x 3/4" FPHMS	*
				1- 1/8 x 1" Cotter key	*
		650295	F-25-V Mounting package 2-1/4" door	6- #10-24 x 1-1/4" PPHMS	*
				4- #10-24 x 1-1/4" FPHMS	*
				1- 1/8" x 1" Cotter key	*

* Item(s) not shown.

A Specify by finish: 605, 606, 612, 625, 626, 628, 629, 630, 710.

25 SERIES
24 SERIES
19 SERIES
20 SERIES
1690/1790 SERIES
1490/1590 SERIES
2390 SERIES
1990/2090 SERIES
ACCESSORIES

EXPLODED VIEW

(F)25-V SURFACE VERTICAL RODS AND LATCHES

Panic and Fire

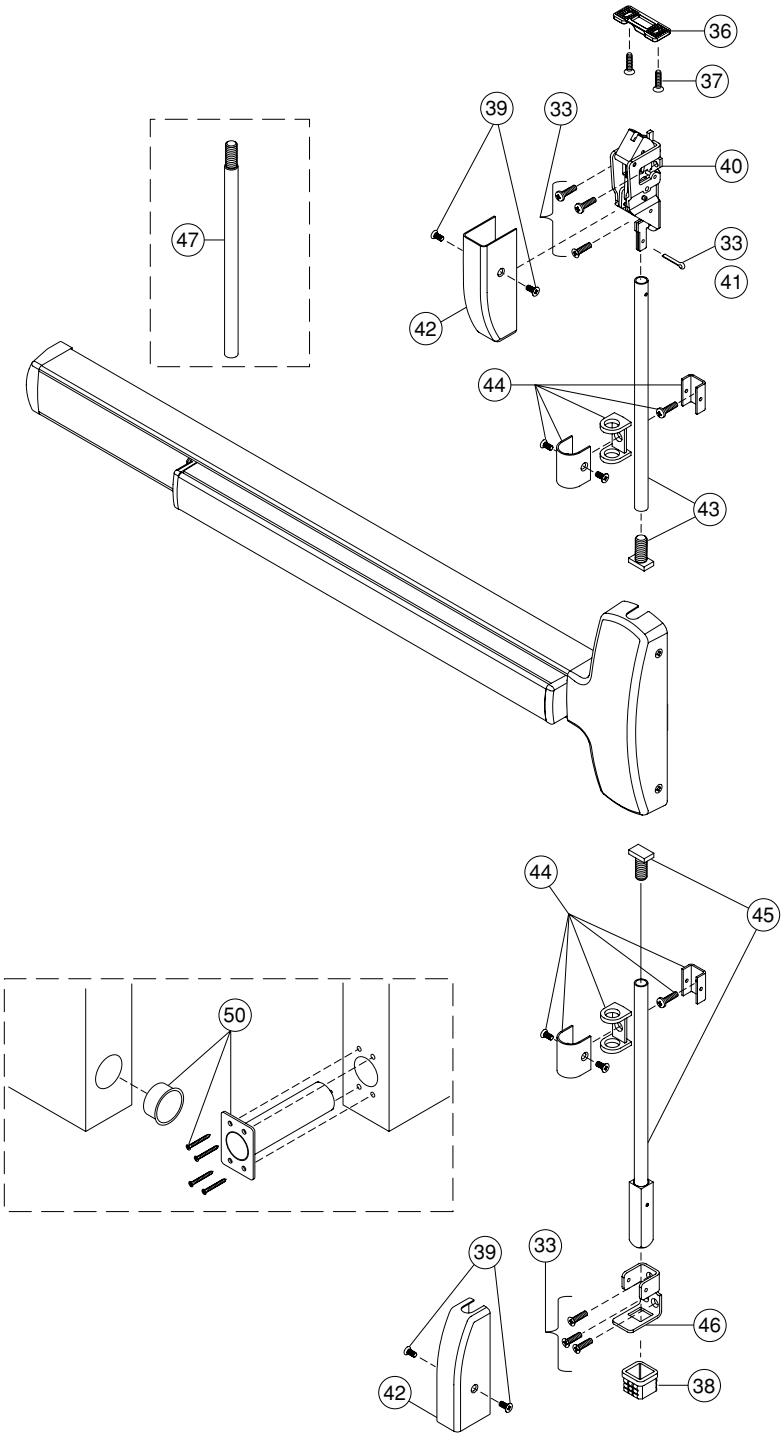

EXPLODED VIEW

(F)25-V SURFACE VERTICAL RODS AND LATCHES

NO.	QTY.	PART NO.	DESCRIPTION	PACKAGE CONTENTS	NOTES
33	1	650315	25-V Mounting package 1-3/4" - 2-1/4" door	4- #10 x 1-1/4" FPHSMS	*
				6- #10 x 1-1/4" PPHSMS	*
				1- 1/8 x 1" Cotter key	
				1- Dogging key	*
		650316	F-25-V Mounting package 1-3/4" door	4- #10-24 x 3/4" FPHMS	*
				6- #10-24 x 3/4" PPHMS	
				1- 1/8 x 1" Cotter key	
		650295	F-25-V Mounting package 2-1/4" door	4- #10-24 x 1-1/4" FPHMS	*
				6- #10-24 x 1-1/4" PPHMS	*
				1- 1/8" x 1" Cotter key	
36	1	3788	Vertical rod top strike		
37	2	660002	#10 x 1-1/4" FPHSMS		
38	1	2130	Vertical rod bottom strike		
39	1	650336	25-V Latch case cover mounting package	4- #8-32 x 1/4" UFPHMS	
40	1	650389	25-V Top latch case		
		650375	F-25-V Top latch case		
41	1	060111	1/8" x 1" Cotter key (package of 10)		
42	2	650202	25-V Latch case cover kit		A
43	1	3777	25-V Top rod kit		A
44	2	650311	25-V Rod guide kit		A
45	1	610055	25-V Bottom rod kit		A
46	1	650387	25-V Bottom bolt guide		A
47	1	650006	Vertical extension rod 12"		A
		650007	Vertical extension rod 24"		
		650008	Vertical extension rod 36"		
50	1	5494	Auxiliary fire pin kit (less bottom rod application only)		

* Item(s) not shown.

A Specify by finish: 605, 606, 612, 625, 626, 628, 629, 630, 710.

25 SERIES
24 SERIES
19 SERIES
20 SERIES
1690/1790 SERIES
1490/1590 SERIES
2390 SERIES
1990/2090 SERIES
ACCESSORIES

EXPLODED VIEW

(F)25-C CONCEALED VERTICAL ROD EXIT DEVICE

Panic and Fire

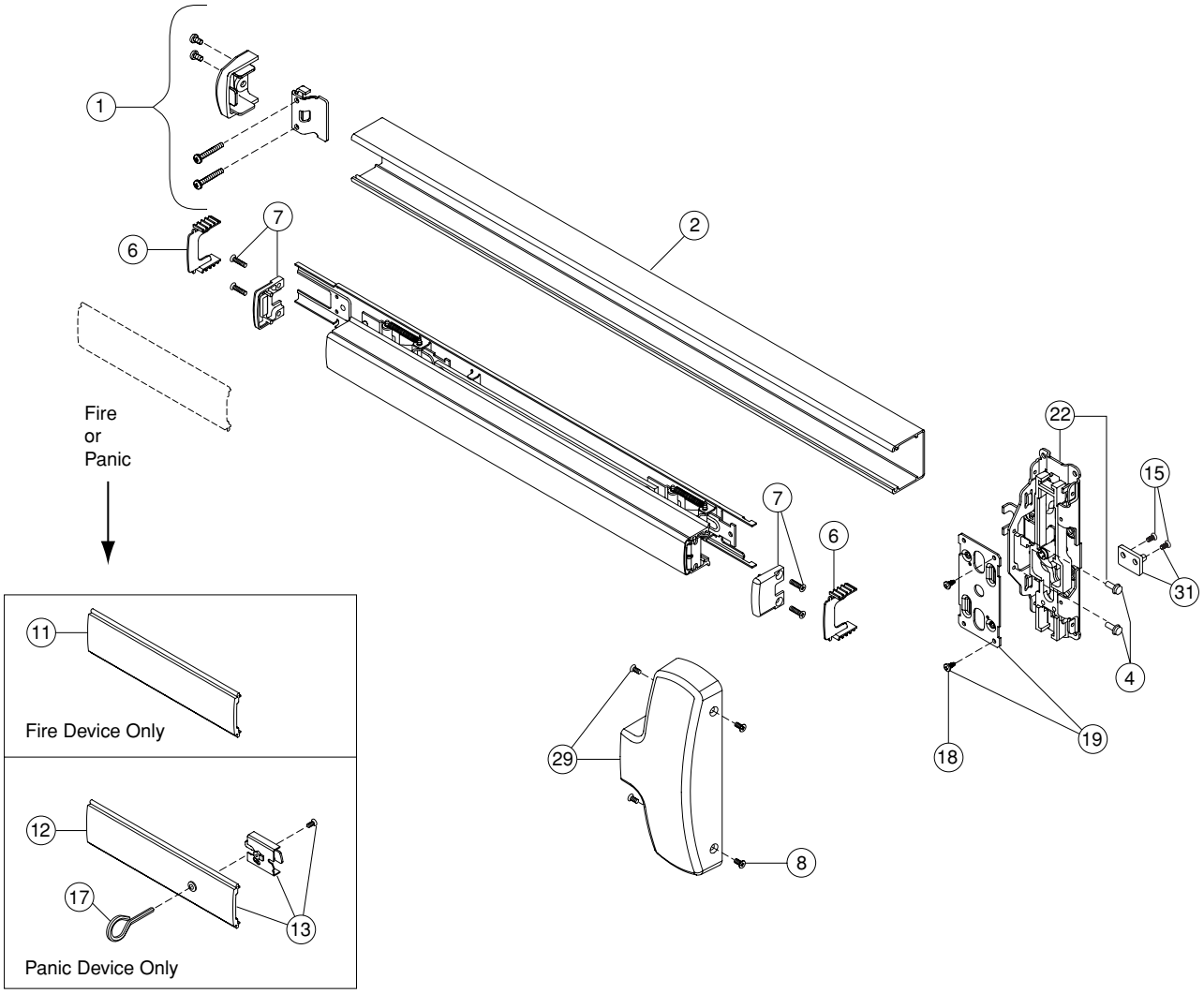

NO.	QTY.	PART NO.	DESCRIPTION	PACKAGE CONTENTS	NOTES
1	1	650294	25 Channel end cap kit 1-3/4" door	1- Channel end cap	A
				2- #10-24 x 3/8" PPHMS	
				1- Channel end cap bracket	
				2- #10-24 x 1" PPHMS	
				2- #10 x 1-1/4" PPHSMS	
	1	650348	25 Channel end cap kit 2-1/4" door	1- Channel end cap	A
				2- #10-24 x 3/8" PPHMS	
				1- Channel end cap bracket	
				2- #10-24 x 1" PPHMS	
				2- #10 x 1-1/4" PPHSMS	
2	1	661412	25 Channel 3'		A
		661413	25 Channel 4'		

A Specify by finish: 605, 606, 612, 625, 626, 628, 629, 630, 710.

EXPLODED VIEW

(F)25-C CONCEALED VERTICAL ROD EXIT DEVICE

NO.	QTY.	PART NO.	DESCRIPTION	PACKAGE CONTENTS	NOTES
4	1	600305	25 Channel screws (package of 10)	#10-16 x 1/2" Hex washer head taptite	
6	1	600319	25 Pushbar guide package	2- Pushbar guide	
7	1	600310	25 Pushbar end cap kit	2- Pushbar end cap	A
				4- #8-18 x 3/4" FPHSMS	
8	1	600307	25 Center case cover screw package	4- #8-18 - 3/8" UFPHSMS	A
11	1	650227	F-25 Channel cover plate 3'		A
		650228	F-25 Channel cover plate 4'		
13	1	650191	25 Hex dogging kit 3'	1- Panic channel cover (3' or 4') 1- Dogging subassembly 1- #8-32 x 3/8" UFPHMS	A
		650192	25 Hex dogging kit 4'		
15	1	600309	25-V/C Center case finger screw package	2- #10-24 x 3/8" UFPHMS	
17	1	090085	25 Hex dogging key 5/32" (package of 10)		
18	1	600308	25-V/M/C Center case housing screw package	2- #8-32 x 3/8" PPHMS Trilob housing	
19	1	650261	25-V/M/C Center case housing kit	2- #8-32 x 3/8" PPHMS Trilob housing	
				1- Vertical housing	
22	1	650244	25-C, CWDC Center case kit	1- Center case	
				2- #10-16 x 1/2" Hex washer head taptite	
29	1	650259	F-25-C/F-25-M Center case cover kit	1- Center case	A
				4- #8-18 - 3/8" UFPHSMS	
31	1	650263	25-C Center case finger kit	2- #10-24 x 3/8" UFPHMS	
				1- Concealed finger	

A Specify by finish: 605, 606, 612, 625, 626, 628, 629, 630, 710.

EXPLODED VIEW

(F)25-C AND (F)25-C-WDC-90 CONCEALED VERTICAL RODS AND LATCHES

Metal door: Panic and Fire
Wood door: 90 minute Fire device
25-C Panic device shown

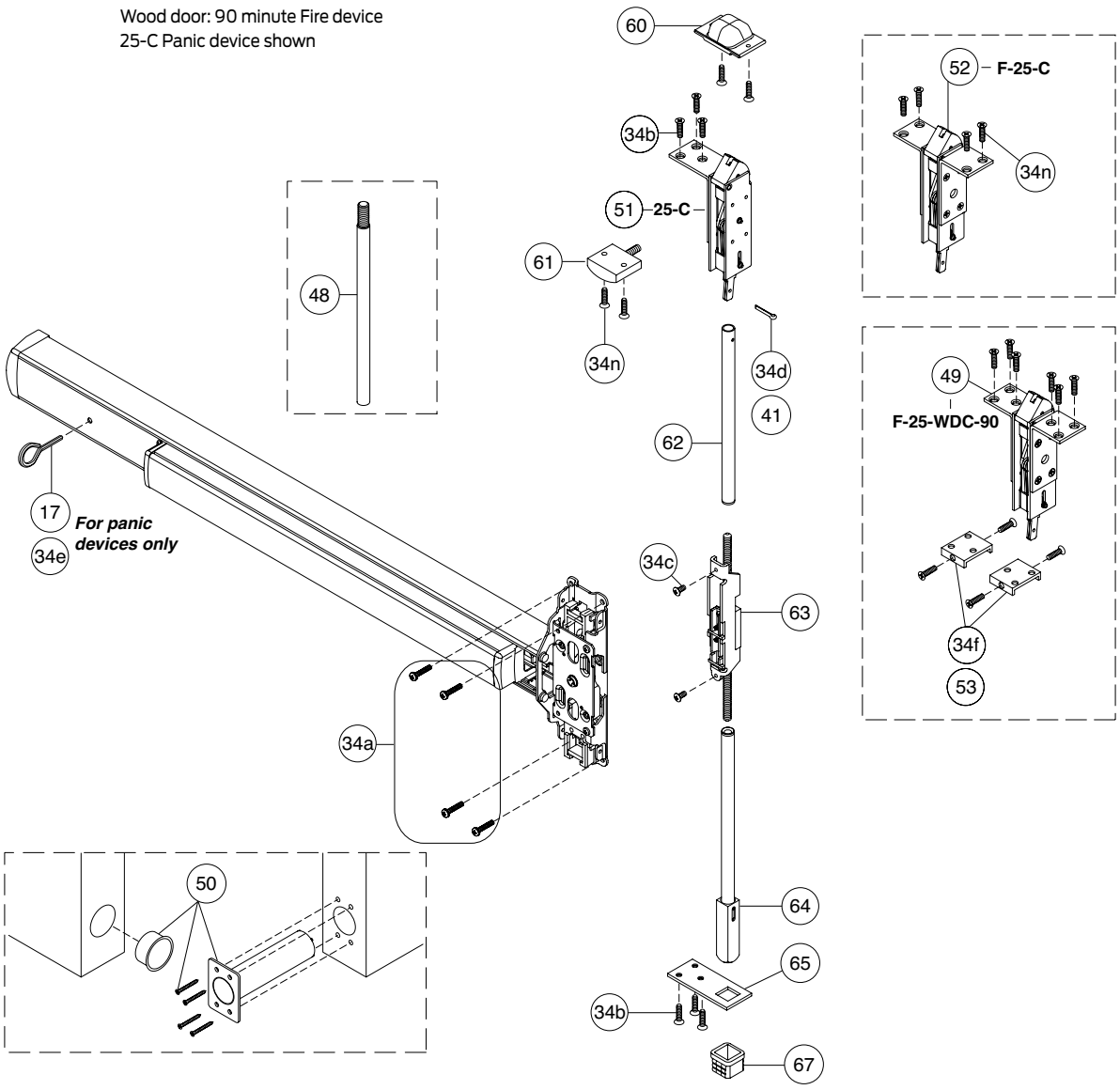

NO.	QTY.	PART NO.	DESCRIPTION	PACKAGE CONTENTS		NOTES
17	1	090085	25 Hex dogging key 5/32" (package of 10)			
34	1	650317	F-25-C Mounting package 1-3/4" door	34a	8- #10-24 x 3/4" PPHMS	
				34b	7- #10-24 x 3/4" FPHMS	
				34c	2- #8-32 x 3/8" UFPHMS	
				34d	1- 1/8 x 1" Cotter key	
				—	2- 1/4-20 x 3/4" PPHMS	*
	1	650318	25-C Mounting package 1-3/4" door	34a	8- #10 x 1-1/4" PPHSMS	*
				34b	6- #10-24 x 3/4" FPHMS	
				34c	2- #8-32 x 3/8" UFPHMS	
				34d	1- 1/8 x 1" Cotter key	
				34e	1- Dogging key	
				—	2- #14 x 1" PPHSMS	*

* Items for 24 Series devices only; not shown.
A Specify by finish: 605, 606, 612, 625, 626, 628, 629, 630, 710.

EXPLODED VIEW

(F)25-C AND (F)25-C-WDC-90 CONCEALED VERTICAL RODS AND LATCHES

NO.	QTY.	PART NO.	DESCRIPTION	PACKAGE CONTENTS		NOTES
34	1	650299	F-25-C-WDC Mounting package 1-3/4" door	34a	4- #10 x 1-1/4" PPHSMS	*
				34a	8- #10-24 x 3/4" PPHMS	
				34b	3- #10 x 1-1/4" FPHSMS	*
				34c	2- #8-32 x 3/8" UFPHMS	
				34d	1- 1/8 x 1" Cotter key	
				34f	2- Latch bracket (Sold separately #4694-089)	
				34n	6- #10-24 x 3/4" FPHMS	
	1	650296	F-25-C-WDC Mounting package 2-1/4" door	34a	4- #10 x 1-1/4" PPHSMS	*
				34a	8- #10-24 x 3/4" PPHMS	
				34b	3- #10 x 1-1/4" FPHSMS	*
				34c	2- #8-32 x 3/8" UFPHMS	
				34d	1- 1/8 x 1" Cotter key	
				34f	2- Latch bracket (Sold separately #4694-089)	
				34n	6- #10-24 x 3/4" FPHMS	
	1	650300	25-C Mounting package 2-1/4" door	34a	8- #10 x 1-1/4" PPHSMS	*
				34b	6- #10-24 x 1-1/4" FPHMS	
				34c	2- #8-32 x 3/8" UFPHMS	
				34d	1- 1/8 x 1" Cotter key	
				34e	1- Dogging key	
				—	2- #14 x 1" PPHSMS	*
	1	650346	F-25-C Mounting package 2-1/4" door	34a	8- #10-24 x 1-1/4" PPHMS	
				34b	7- #10-24 x 1-1/4" FPHMS	
				34c	2- #8-32 x 3/8" UFPHMS	
				34d	1- 1/8 x 1" Cotter key	
				—	2- 1/4-20 x 1-1/4" PPHMS	*
41	1	060111	1/8 x 1" Cotter key (package of 10)			
48	1	650017	Concealed vertical extension rod 12"			
		650018	Concealed vertical extension rod 24"			
		650019	Concealed vertical extension rod 36"			
49	1	WF603	F-25-C-WDC Top latch case			
50	1	5494	Auxiliary fire latch kit (less bottom rod application only)			
51	1	603L	25-C, CWDC Top latch case LHR			
		603R	25-C, CWDC Top latch case RHR			
52	1	F603	F-25-C Top latch case			
53	2	4694	F-25-C-WDC Latch bracket			
60	1	4188	Concealed vertical top rod strike			
61	1	650339	F-25-C, F-C-WDC Top latch release kit			A
62	1	610061	F-25-C, C-WDC Top rod kit			
63	1	650376	F-25-C, F-C-WDC Center slide assembly			
64	1	610057	F-25-C, F-C-WDC Bottom rod kit			
65	1	4567	25-C Bottom bolt guide			
67	1	2130	Vertical rod bottom strike			

* Items for 24 Series devices only; not shown.

A Specify by finish: 605, 606, 612, 625, 626, 628, 629, 630, 710.

EXPLODED VIEW

25-C-WDC CONCEALED VERTICAL RODS AND LATCHES

Wood door: Panic devices
Wood door: 20 minute Fire device
F-25-C-WDC-20 Device shown (F-25-C-WDC-20 is no longer available for purchase. Parts listed for installed SERVICE ONLY.)

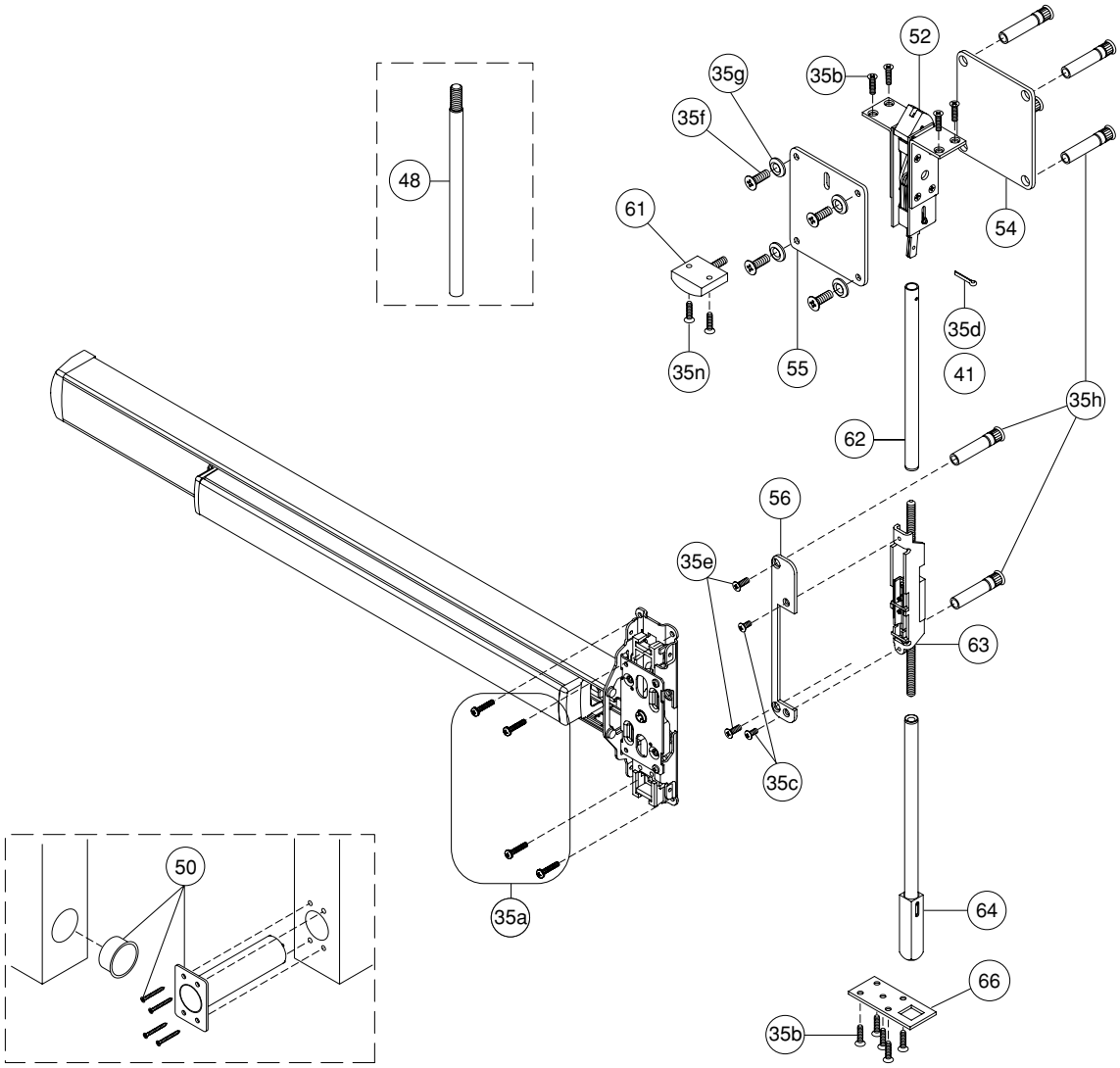

EXPLODED VIEW

25-C-WDC CONCEALED VERTICAL RODS AND LATCHES

NO.	QTY.	PART NO.	DESCRIPTION	PACKAGE CONTENTS		NOTES
17	1	090085	25 Hex dogging key 5/32" (package of 10)			
35	1	650299	F-25-C-WDC Mounting package 1-3/4" door	35a	8- #10 x 1-1/4" PPHSMS	A
				—	4- #10-24 x 1" PPHMS	
				35b	11- #10 x 1-1/4" FPHSMS	
				35c	2- #8-32 x 3/8" UFPHMS	
				35d	1- 1/8 x 1" Cotter key	
				35e	2- 3/4" CS Plate mounting screw	
				35f	4- 1/4-20 x 3/4" FPHMS	
				35g	4- 1/4" CS Washer	
				35h	6- 1/4-20 Sex bolt	
				35n	4- #10-24 x 3/4" FPHMS	
		650296	25-C-WDC Mounting package 2-1/4" door	35a	8- #10 x 1-1/4" PPHSMS	A
				—	4- #10-24 x 11/2" PPHMS	
				35b	11- #10 x 1-1/4" FPHSMS	
				35c	2- #8-32 x 3/8" UFPHMS	
				35d	1- 1/8 x 1" Cotter key	
				35e	2- 3/4" CS Plate mounting screw	
				35f	4- 1/4-20 x 1-1/4" FPHMS	
				35g	4- 1/4" CS Finish washer	
				35h	6- 1/4-20 Sex bolt	
				35n	2- #10-24 x 3/4" FPHMS	
41	1	060111	1/8 x 1" Cotter key package of 10			
48	1	650017	Concealed vertical extension rod 12"			
		650018	Concealed vertical extension rod 24"			
		650019	Concealed vertical extension rod 36"			
49	1	WF603	F-25-C-WDC Top latch case			*
50	1	5494	Auxiliary fire latch kit (Less bottom rod application only)			
52	1	F603	F-25-C Top latch case			
54	1	4833	Top reinforcement plate			A
55	1	4834	Top reinforcement plate with access hole			A
56	1	47817268	F-24/25-C-WDC Plate			
61	1	650339	F-25-C, C-WDC Top latch release kit			A
62	1	610061	F-25-C, F-25-C-WDC Top rod kit			
63	1	650376	F-25-C, F-25-C-WDC Center slide assembly			
64	1	610057	F-25-C, F-25-C-WDC Bottom rod kit			
66	1	4835	25-C-WDC Bottom bolt guide			

F-25-C-WDC-20 is no longer available for purchase. Parts listed for installed SERVICE ONLY.

* Item(s) not shown.
A Specify by finish: 605, 606, 612, 625, 626, 628, 629, 630, 710.

EXPLODED VIEW

(F)25-M MORTISE EXIT DEVICE

Panic and Fire

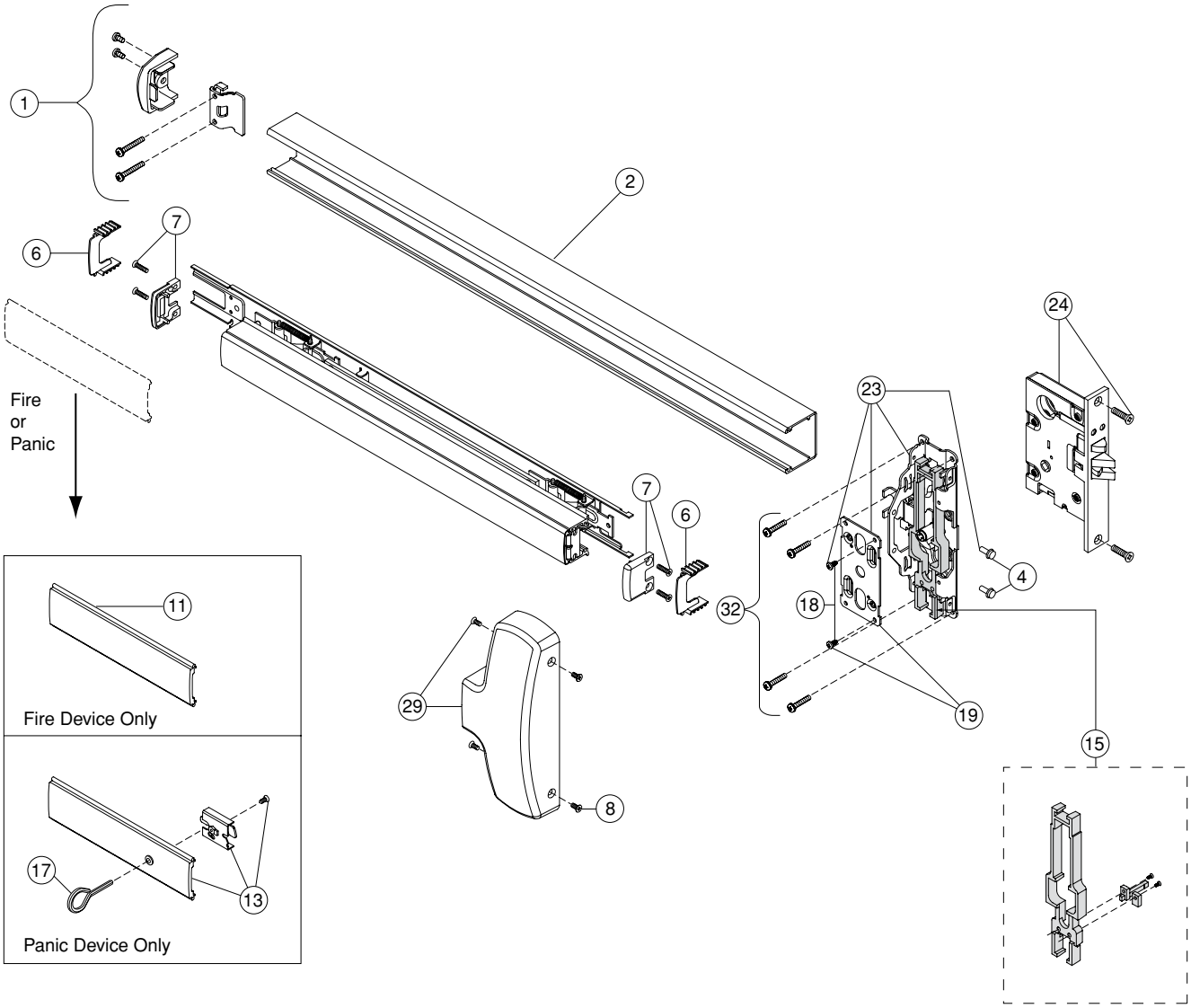

NO.	QTY.	PART NO.	DESCRIPTION	PACKAGE CONTENTS	NOTES
1	1	650294	25 Channel end cap kit 1-3/4" door	1- Channel end cap	A
				2- #10-24 x 3/8" PPHMS	
				1- Channel end cap bracket	
				2- #10-24 x 1" PPHMS	
				2- #10 x 1-1/4" PPHSMS	
	1	650348	25 Channel end cap kit 2-1/4" door	1- Channel end cap	A
				2- #10-24 x 3/8" PPHMS	
				1- Channel end cap bracket	
				2- #10-24 x 1" PPHMS	
				2- #10 x 1-1/4" PPHSMS	
2	1	661412	25 Channel 3'		A
		661413	25 Channel 4'		

* Item(s) not shown.

A Specify by finish: 605, 606, 612, 625, 626, 628, 629, 630, 710.

B Lift Finger is pre-installed on the Slide Bar Assembly. Screws secured with Loctite®.

EXPLODED VIEW

(F)25-M MORTISE EXIT DEVICE

NO.	QTY.	PART NO.	DESCRIPTION	PACKAGE CONTENTS	NOTES
4	1	600305	25 Channel screw package of 10	#10-16 x 1/2" Hex washer head taptite	
6	1	600319	25 Pushbar guide package	2- Pushbar guide	
7	1	600310	25 Pushbar end cap kit	2- Pushbar end cap	A
				4- #8-18 x 3/4" FPHSMS	
8	1	600307	25 Center case cover screw package	4- #8-18 x 3/8" UFPHSMS	A
11	1	650227	F-25 Channel cover plate 3'		A
		650228	F-25 Channel cover plate 4'		
13	1	650191	25 Hex dogging kit 3'	1- Panic channel cover (3' or 4') 1- Dogging subassembly 1- #8-32 x 3/8" UFPHMS	A
		650192	25 Hex dogging kit 4'		
15	1	650377	25-M Center case slide bar assembly LHR		B
		650378	25-M Center case slide bar assembly RHR		
17	1	090085	25 Hex dogging key 5/32" (package of 10)		
18	1	600308	25-V/M/C Housing screw package	2- #8-32 x 3/8" PPHMS Trilob	
19	1	650261	25-V/M/C Housing kit	2- #8-32 x 3/8" PPHMS Trilob	
				1- Vertical housing	
23	1	650246	F-25-M Center case kit, RHR	1- Center case	
				2- #10-16 x 1/2" Hex washer head taptite	
				1- Mortise finger	
		650398	F-25-M Center case kit, LHR	1- Mortise block	
				2- #10-24 x 3/8" UFPHMS	
24	1	8500	Mortise lock assembly	1- Mortise lock	
				2- #12-24 x 1/2" UFPHMS	
29	1	650259	F-25-C, F-25-M Center case cover kit	1- Center case cover	A
				4- #8-18 x 3/8" UFPHSMS	
32	1	650345	F-25-R/F-25-M Mounting package 1-3/4" door	6- #10 x 1-1/4" PPHSMS	*
				4- #10-24 x 3/4" PPHMS	
				2- #10-24 x 1" PPHMS	*
				1- Tailpiece guide	*
		650293	F-25-R/F-25-M Mounting package 2-1/4" door	6- #10 x 1-1/4" PPHSMS	*
				4- #10-24 x 1-1/4" PPHMS	
				2- #10-24 x 11/2" PPHMS	*
				1- Tailpiece guide	*

* Item(s) not shown.
A Specify by finish: 605, 606, 612, 625, 626, 628, 629, 630, 710.
B Lift Finger is pre-installed on the Slide Bar Assembly. Screws secured with Loctite®.

FALCON®

24 SERIES

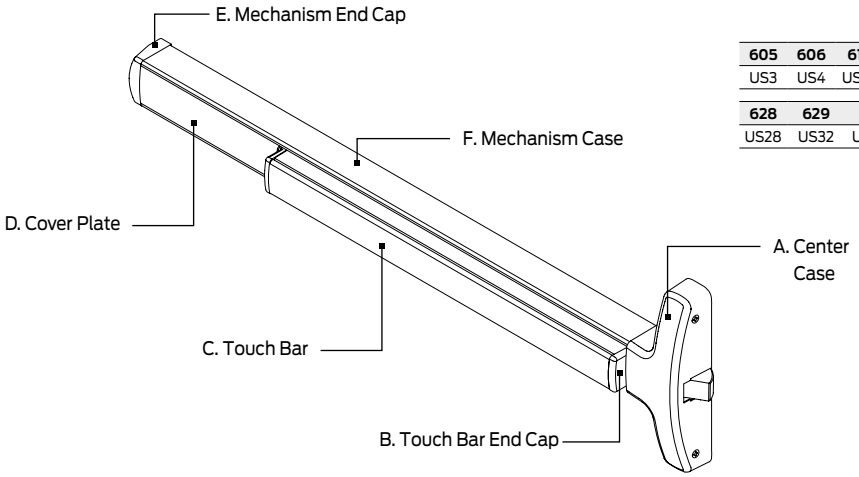

605	606	612	613	619	622	625	626
US3	US4	US10	US10B	US15	US19	US26	US26D

628	629	630	643e	689	695	710	711
US28	US32	US32D	-	SP28	SP313	313	DC35

STANDARD FINISHES

COLOR	US NUMBER	BHMA NUMBER	A, B, E	C, D, F
Bright Brass	US3	605	Bright Brass	Bright Brass, Buffed Anodized, 605 (US3)
Satin Brass	US4	606	Satin Brass	Satin Brass, Anodized, 606 (US4)
Satin Bronze	US10	612	Plated/Anodized	Satin Bronze, Anodized, 725 (US10)
Satin Nickel	US15	619	Plated, Clear Powder Coat	Satin Stainless Steel, Anodized, 630 (US32D)
Powder-Coated Matte Black	US19	622	Powder Coat	Powder Coat, 622 (US19)
Polished Chrome	US26	625	Plated	Bright Stainless Steel, Buffed Anodized, 629 (US32)
Satin Chrome	US26D	626	Plated	Satin Stainless Steel, Anodized, 630 (US32D)
Anodized Aluminum	US28	628	Powder Coat	Satin Stainless Steel, Anodized, 630 (US32D)
Bright Stainless	US32	629	(A) Stainless Steel (B, E) Plated	Bright Stainless Steel, Anodized, 629 (US32)
Satin Stainless	US32D	630	(A) Stainless Steel (B, E) Plated	Satin Stainless Steel, Anodized, 630 (US32D)
Duranodic Dark Bronze	313	710	Powder Coat	Powder Coat, 710 (313)
Aged Bronze, 643e	--	--	Powder Coat	Anodized

24 SERIES SEX BOLT QUANTITIES

APPLICATION	2729 SEX BOLT (SUPPLIED)	325 SEX BOLT (SUPPLIED)	425 SEX BOLT (SUPPLIED)	2729 SEX BOLT (OPTIONAL)	325 SEX BOLT (OPTIONAL)	425 SEX BOLT (OPTIONAL)
24-R EO (exit device only)					2	4
24-R Device with trim					Not required	4
F-24-R EO (exit device only)		2	4			
F-24-R Device with trim		Not required	4			
24-V EO (exit device only)				6	2	2
24-V Device with trim				6	Not required	2
24-V EO (exit device only), LBR				3	2	2
24-V EO Device with trim, LBR				3	Not required	2
F-24-V EO (exit device only)	6	2	2			
F-24-V Device with trim	6	Not required	2			
F-24-V EO (exit device only), LBR	3	2	2			
F-24-V EO Device with trim, LBR	3	Not required	2			
24-C, 24-CWDC EO (exit device only)					2	2
25-C, 25-CWDC Device with trim					Not required	2
F-25-C, F-25-CWDC EO (exit device only)		2	2			
F-25-C, F-25-CWDC Device with trim		Not required	2			

605	606	612	613	619	622	625	626
US3	US4	US10	US10B	US15	US19	US26	US26D

628	629	630	643e	689	695	710	711
US28	US32	US32D	-	SP28	SP313	313	DC35

24 SERIES

TYPE OF DEVICE			
R: Rim device	V: Surface vertical rod	C: Concealed vertical rod	CWDC: Wood Door concealed vertical rod

FUNCTION			
DT: Dummy Trim	EO: Exit Only	K: Knob	KBE: Knob Blank Escutcheon
KNL: Knob Night Latch	L: Lever, Dane Standard	LBE: Lever-Blank Escutcheon	LDT: Lever, Dummy Trim
LNL: Lever-Night Latch	NL: Night Latch, Key Retracts	NLOP: Night Latch, Opt. Pull	

RATING	
None: Panic Exit Device	F-: Fire Exit Device

DEVICE FINISH			
605: Bright Brass (US3)	606: Satin Brass (US4)	612: Satin Bronze (US10)	619: Satin Nickel (US15)[1]
622: Black (US19)[1]	625: Bright Chrome (US26)	626: Satin Chrome (US26D)	628: Anodized Aluminum (US28)
629: Bright Stainless (US32)	630: Satin Stainless (US32D)	643e: Aged Bronze[1]	710: Duranodic Dark Bronze (313)

[1] 643e, 619, and 622 are available on select 24 Series.

DEVICE LENGTH (FEET AND INCHES)		
2': 2' Device for 2' Door (Less Label)	3': 3' Device for 2' 4" – 3' Door - Standard Default	4': 4' Device for 2' 10" – 4' Door

DEVICE HANDING	
RHR (Right Hand Reverse)	LHR (Left Hand Reverse)

TRIM / CONTROL OPTIONS			
L: Less Trim	712L: Lever Trim	717/718: Delta Trim	711K: Knob Trim
715DT: Athena Trim			

CONTROL LEVER STYLES (DANE LEVER STANDARD)					
Standard levers:	AVA: Avalon	BRW: Broadway	BRK: Boardwalk	DAN: Dane	DSH: Danish
	LAT: Latitude	LON: Longitude	QUA: Quantum	SUT: Sutro	
Knurled levers:	DAN: Dane				

RODS FOR SURFACE / CONCEALED VERTICAL DEVICES ONLY	
LBR: Less Bottom Rod	LBR-AFL: Less Bottom Rod w/Auxiliary Fire Pin

DOGGING OPTIONS	
LD: Less Dogging	CD: Cylinder Dogging

SWITCH OPTIONS	
RX: Request to Exit Pushbar Monitor	KOR: Key Override

605	606	612	613	619	622	625	626
US3	US4	US10	US10B	US15	US19	US26	US26D

628	629	630	643e	689	695	710	711
US28	US32	US32D	-	SP28	SP313	313	DC35

24 SERIES

LATCH RETRACTION OPTIONS			
MEL: Motorized Electric Latch Retraction			

EXIT ALARM			
EA: Exit Alarm			

CONNECTOR			
CON: Allegion Connect			

RIM STRIKE SERIES			
LS: Less Strike	299: Standard Rim	299F: Standard Rim Fire	264: Optional Rim
1606: Optional Rim	1439: Optional Rim Blade Stop		

TOP STRIKE SERIES			
LTS: Less Top Strike	3788: Standard SV	3788: Standard SV Fire	4188: Standard CV
4188: Standard CV Fire	4188: Standard CV - Wood Frame	4188: Standard CV Fire - Wood Frame	

BOTTOM STRIKE SERIES			
LBS: Less Bottom Strike	2130: Standard SV or CV	2130: Standard SV Fire	2126A: Optional CV
4155: Optional CV			

DOOR MATERIAL			
ALD: Aluminum door	CPD: Composite door	HMD: Hollow metal door	WD: Wood door
SCDC: Steel channel door construction			

FRAME MATERIAL		
ALF: Aluminum frame	HMF: Hollow metal frame	WDF: Wood door frame

DOOR THICKNESS		
DT1-3/4: 1-3/4" (Standard)	DT2: 2" thickness	DT2-1/4: 2-1/4" thickness (Optional)

DOOR MODE/APPLICATION		
DE: Double egress doors	PR: Pair of doors	SGL: Single door

605	606	612	613	619	622	625	626
US3	US4	US10	US10B	US15	US19	US26	US26D

628	629	630	643e	689	695	710	711
US28	US32	US32D	-	SP28	SP313	313	DC35

24 SERIES

Rim devices

ACN							PRICE BASED ON FINISH									
Fire	Device type	Function	Finish	Device size	Handing	Lever design	628	630	710[2]	622 626	625	629	612	606	605 619 643e	Default trim, included
EXIT HARDWARE							**3' DEVICE PRICING SHOWN. 4' ADD $25.00 LIST**									
	24R	EO[1]	[ ]	[ ]			$1,551	$1,948	$1,642	$1,886	$1,955	$1,993	$1,955	$1,993	$2,129	N/A
	24R	NL-OP[1]	[ ]	[ ]			$1,551	$1,948	$1,642	$1,886	$1,955	$1,993	$1,955	$1,993	$2,129	Supplied NL less trim
	24R	L[1]	[ ]	[ ]	[ ]	[ ]	$2,013	$2,467	$2,128	$2,405	$2,474	$2,512	$2,417	$2,455	$2,648	712L ✋
	24R	L-BE[1]	[ ]	[ ]	[ ]	[ ]	$2,013	$2,467	$2,128	$2,405	$2,474	$2,512	$2,417	$2,455	$2,648	712L-BE ✋
	24R	L-NL[1]	[ ]	[ ]	[ ]	[ ]	$2,013	$2,467	$2,128	$2,405	$2,474	$2,512	$2,417	$2,455	$2,648	712L-NL ✋
	24R	L-DT[1]	[ ]	[ ]	[ ]	[ ]	$2,013	$2,467	$2,128	$2,405	$2,474	$2,512	$2,417	$2,455	$2,648	712L-DT ✋
	24R	K	[ ]	[ ]	[ ]		$1,786	$2,370	$1,967	$2,308	$2,377	$2,415	$2,190	$2,228	$2,551	711K ✋
	24R	K-BE	[ ]	[ ]	[ ]		$1,786	$2,370	$1,967	$2,308	$2,377	$2,415	$2,190	$2,228	$2,551	711K-BE ✋
	24R	K-NL	[ ]	[ ]	[ ]		$1,786	$2,370	$1,967	$2,308	$2,377	$2,415	$2,190	$2,228	$2,551	711K-NL ✋
	24R	DT	[ ]	[ ]	[ ]		$1,798	$2,302	$1,946	$2,240	$2,309	$2,347	$2,202	$2,240	$2,483	717DT ✋
	24R	DT	[ ]	[ ]	[ ]		$1,799	$2,330	$1,946	$2,268	$2,337	$2,375	$2,203	$2,241	$2,511	718DT ✋
	24R	NL	[ ]	[ ]	[ ]		$1,799	$2,302	$1,946	$2,240	$2,309	$2,347	$2,203	$2,241	$2,483	718NL ✋
	24R	C[1]	[ ]	[ ]	[ ]		$1,743	$2,219	$1,889	$2,157	$2,226	$2,264	$2,147	$2,185	$2,400	718C ✋
FIRE EXIT HARDWARE 🔥							**3' DEVICE PRICING SHOWN. 4' ADD $25.00 LIST**									
F	24R	EO[1]	[ ]	[ ]			$1,830	$2,227	$1,921	$2,165	$2,234	$2,272	$2,234	$2,272	$2,408	N/A
F	24R	NL-OP[1]	[ ]	[ ]			$1,830	$2,227	$1,921	$2,165	$2,234	$2,272	$2,234	$2,272	$2,408	Supplied NL less trim
F	24R	L[1]	[ ]	[ ]	[ ]	[ ]	$2,292	$2,746	$2,407	$2,684	$2,753	$2,791	$2,696	$2,734	$2,927	712L ✋
F	24R	L-BE[1]	[ ]	[ ]	[ ]	[ ]	$2,292	$2,746	$2,407	$2,684	$2,753	$2,791	$2,696	$2,734	$2,927	712L-BE ✋
F	24R	L-NL[1]	[ ]	[ ]	[ ]	[ ]	$2,292	$2,746	$2,407	$2,684	$2,753	$2,791	$2,696	$2,734	$2,927	712L-NL ✋
F	24R	L-DT[1]	[ ]	[ ]	[ ]	[ ]	$2,292	$2,746	$2,407	$2,684	$2,753	$2,791	$2,696	$2,734	$2,927	712L-DT ✋
F	24R	K	[ ]	[ ]	[ ]		$2,065	$2,649	$2,246	$2,587	$2,656	$2,694	$2,469	$2,507	$2,830	711K ✋
F	24R	K-BE	[ ]	[ ]	[ ]		$2,065	$2,649	$2,246	$2,587	$2,656	$2,694	$2,469	$2,507	$2,830	711K-BE ✋
F	24R	K-NL	[ ]	[ ]	[ ]		$2,065	$2,649	$2,246	$2,587	$2,656	$2,694	$2,469	$2,507	$2,830	711K-NL ✋
F	24R	DT	[ ]	[ ]	[ ]		$2,077	$2,581	$2,225	$2,519	$2,588	$2,626	$2,481	$2,519	$2,762	717DT ✋
F	24R	DT	[ ]	[ ]	[ ]		$2,078	$2,609	$2,225	$2,547	$2,616	$2,654	$2,482	$2,520	$2,790	718DT ✋
F	24R[1]	NL	[ ]	[ ]	[ ]		$2,078	$2,581	$2,225	$2,519	$2,588	$2,626	$2,482	$2,520	$2,762	718NL ✋
F	24R[1]	C[1]	[ ]	[ ]	[ ]		$2,022	$2,498	$2,168	$2,436	$2,505	$2,543	$2,426	$2,464	$2,679	718C ✋

✋ 24-R/F-24-R noted trims are handed and field reversible. These trims are furnished RHR when handing is not specified.

[1] These devices and 712L, 712L-BE, 712L-NL, 712L-DT, 718C, 718NL trims are available in 619 (US15), 622 (US19), and 643e (US11) finishes.

[2] 24 Series ordered in 710 (313AN) will be supplied with trims in 695 (SP313).

DEFAULT ATTRIBUTES

Pricing includes default options shown below. Additional options and configurations available.

Cylinders	Sex bolts	Door thickness	Center line
Not included	Included on F-24-R only	1-3/4"	40"

Strike(s): Panic includes 299, Fire includes 299F

605	606	612	613	619	622	625	626
US3	US4	US10	US10B	US15	US19	US26	US26D

628	629	630	643e	689	695	710	711
US28	US32	US32D	-	SP28	SP313	313	DC35

24 SERIES

Surface vertical rod devices

ACN							PRICE BASED ON FINISH									
Fire	Device type	Function	Finish	Device size	Handing	Lever design	628	630	710[2]	622 626	625	629	612	606	605 619[4] 643e	Default trim, included
EXIT HARDWARE							**3' DEVICE PRICING SHOWN. 4' ADD $25.00 LIST AND 2' (LESS LABEL)[4] ADD $152.00 LIST**									
	24V	EO[1]	[ ]	[ ]			$2,022	$2,568	$2,143	$2,474	$2,568	$2,617	$2,568	$2,617	$2,769	N/A
	24V	NL-OP[1]	[ ]	[ ]			$2,022	$2,568	$2,143	$2,474	$2,568	$2,617	$2,568	$2,617	$2,769	Supplied NL less trim
	24V	L[1]	[ ]	[ ]	[ ]	[ ]	$2,484	$3,087	$2,629	$2,993	$3,087	$3,136	$3,030	$3,079	$3,288	712L ✋
	24V	L-BE[1]	[ ]	[ ]	[ ]	[ ]	$2,484	$3,087	$2,629	$2,993	$3,087	$3,136	$3,030	$3,079	$3,288	712L-BE ✋
	24V	L-NL[1]	[ ]	[ ]	[ ]	[ ]	$2,484	$3,087	$2,629	$2,993	$3,087	$3,136	$3,030	$3,079	$3,288	712L-NL ✋
	24V	L-DT[1]	[ ]	[ ]	[ ]	[ ]	$2,484	$3,087	$2,629	$2,993	$3,087	$3,136	$3,030	$3,079	$3,288	712L-DT ✋
	24V	K	[ ]	[ ]	[ ]		$2,257	$2,990	$2,468	$2,896	$2,990	$3,039	$2,803	$2,852	$3,191	711K ✋
	24V	K-BE	[ ]	[ ]	[ ]		$2,257	$2,990	$2,468	$2,896	$2,990	$3,039	$2,803	$2,852	$3,191	711K-BE ✋
	24V	K-NL	[ ]	[ ]	[ ]		$2,257	$2,990	$2,468	$2,896	$2,990	$3,039	$2,803	$2,852	$3,191	711K-NL ✋
	24V	DT	[ ]	[ ]	[ ]		$2,269	$2,922	$2,447	$2,828	$2,922	$2,971	$2,815	$2,864	$3,123	717DT ✋
	24V	DT	[ ]	[ ]	[ ]		$2,270	$2,950	$2,447	$2,856	$2,950	$2,999	$2,816	$2,865	$3,151	718DT ✋
	24V	NL[1]	[ ]	[ ]	[ ]		$2,270	$2,922	$2,447	$2,828	$2,922	$2,971	$2,816	$2,865	$3,123	718NL ✋
	24V	C[1]	[ ]	[ ]	[ ]		$2,214	$2,839	$2,390	$2,745	$2,839	$2,888	$2,760	$2,809	$3,040	718C ✋
FIRE EXIT HARDWARE 🔥							**3' DEVICE PRICING SHOWN. 4' ADD $25.00 LIST AND 2' (LESS LABEL)[4] ADD $152.00 LIST**									
F	24V	EO[1]	[ ]	[ ]			$2,280	$2,826	$2,401	$2,732	$2,826	$2,875	$2,826	$2,875	$3,027	N/A
F	24V	NL-OP[1]	[ ]	[ ]			$2,280	$2,826	$2,401	$2,732	$2,826	$2,875	$2,826	$2,875	$3,027	Supplied NL less trim
F	24V	L[1]	[ ]	[ ]	[ ]	[ ]	$2,742	$3,345	$2,887	$3,251	$3,345	$3,394	$3,288	$3,337	$3,546	712L ✋
F	24V	L-BE[1]	[ ]	[ ]	[ ]	[ ]	$2,742	$3,345	$2,887	$3,251	$3,345	$3,394	$3,288	$3,337	$3,546	712L-BE ✋
F	24V	L-NL[1]	[ ]	[ ]	[ ]	[ ]	$2,742	$3,345	$2,887	$3,251	$3,345	$3,394	$3,288	$3,337	$3,546	712L-NL ✋
F	24V	L-DT[1]	[ ]	[ ]	[ ]	[ ]	$2,742	$3,345	$2,887	$3,251	$3,345	$3,394	$3,288	$3,337	$3,546	712L-DT ✋
F	24V	K	[ ]	[ ]	[ ]		$2,515	$3,248	$2,726	$3,154	$3,248	$3,297	$3,061	$3,110	$3,449	711K ✋
F	24V	K-BE	[ ]	[ ]	[ ]		$2,515	$3,248	$2,726	$3,154	$3,248	$3,297	$3,061	$3,110	$3,449	711K-BE ✋
F	24V	K-NL	[ ]	[ ]	[ ]		$2,515	$3,248	$2,726	$3,154	$3,248	$3,297	$3,061	$3,110	$3,449	711K-NL ✋
F	24V	DT	[ ]	[ ]	[ ]		$2,527	$3,180	$2,705	$3,086	$3,180	$3,229	$3,073	$3,122	$3,381	717DT ✋
F	24V	DT	[ ]	[ ]	[ ]		$2,528	$3,208	$2,705	$3,114	$3,208	$3,257	$3,074	$3,123	$3,409	718DT ✋
F	24V	NL[1]	[ ]	[ ]	[ ]		$2,528	$3,180	$2,705	$3,086	$3,180	$3,229	$3,074	$3,123	$3,381	718NL ✋
F	24V	C[1]	[ ]	[ ]	[ ]		$2,472	$3,097	$2,648	$3,003	$3,097	$3,146	$3,018	$3,067	$3,298	718C ✋

✋ 24-V/F-24-V devices and noted trims are handed and field reversible. The device and trims are furnished RHR when handing is not specified.

1 These devices and 712L, 712L-BE, 712L-NL, 712L-DT, 718C, 718NL trims are available in 619 (US15), 622 (US19), and 643e (US11) finishes.

2 24 Series ordered in 710 (313AN) will be supplied with trims in 695 (SP313).

3 24-V device ordered in 619 (US15) will be supplied with 630 (US32D) Rod and latch cover.

4 2' devices will have 10" touch pad.

DEFAULT ATTRIBUTES

Pricing includes default options shown below. Additional options and configurations available.

Cylinders	Sex bolts	Strike(s)	Door thickness	Center line
Not included	Included on F-25-V only	3788 and 2130	1-3/4"	40"

Extension rods: For door heights over 7'0" up to 8'0", 12" extension rods are furnished at no additional charge at the time of device order. Must specify door height on order line. For door heights over 8'0" up to 10'0", extension rods are furnished at prices shown in parts section with the device at the time of order. Must specify door height on order line.

605	606	612	613	619	622	625	626
US3	US4	US10	US10B	US15	US19	US26	US26D

628	629	630	643e	689	695	710	711
US28	US32	US32D	-	SP28	SP313	313	DC35

24 SERIES

Concealed vertical rod devices

ACN							PRICE BASED ON FINISH									
Fire rating	Device type	Function	Finish	Device size	Handing	Lever design	628	630	710[2]	622 626	625	629	612	606	605 619 643e	Default trim, included
EXIT HARDWARE							**3' DEVICE PRICING SHOWN. 4' ADD $25.00 LIST AND 2' (LESS LABEL)[3] ADD $152.00 LIST**									
	24C	EO[1]	[ ]	[ ]	[ ]		$2,123	$2,650	$2,254	$2,596	$2,703	$2,755	$2,703	$2,755	$2,912	N/A
	24C	L[1]	[ ]	[ ]	[ ]	[ ]	$2,585	$3,169	$2,740	$3,115	$3,222	$3,274	$3,165	$3,217	$3,431	712L
	24C	L-BE[1]	[ ]	[ ]	[ ]	[ ]	$2,585	$3,169	$2,740	$3,115	$3,222	$3,274	$3,165	$3,217	$3,431	712L-BE
	24C	L-NL[1]	[ ]	[ ]	[ ]	[ ]	$2,585	$3,169	$2,740	$3,115	$3,222	$3,274	$3,165	$3,217	$3,431	712L-NL
	24C	L-DT[1]	[ ]	[ ]	[ ]	[ ]	$2,585	$3,169	$2,740	$3,115	$3,222	$3,274	$3,165	$3,217	$3,431	712L-DT
	24C	K	[ ]	[ ]	[ ]		$2,358	$3,072	$2,579	$3,018	$3,125	$3,177	$2,938	$2,990	$3,334	711K
	24C	K-BE	[ ]	[ ]	[ ]		$2,358	$3,072	$2,579	$3,018	$3,125	$3,177	$2,938	$2,990	$3,334	711K-BE
	24C	K-NL	[ ]	[ ]	[ ]		$2,358	$3,072	$2,579	$3,018	$3,125	$3,177	$2,938	$2,990	$3,334	711K-NL
	24C	DT	[ ]	[ ]	[ ]		$2,370	$3,004	$2,558	$2,950	$3,057	$3,109	$2,950	$3,002	$3,266	717DT
	24C	DT	[ ]	[ ]	[ ]		$2,371	$3,032	$2,558	$2,978	$3,085	$3,137	$2,951	$3,003	$3,294	718DT
	24C	NL	[ ]	[ ]	[ ]		$2,371	$3,004	$2,558	$2,950	$3,057	$3,109	$2,951	$3,003	$3,266	718NL
	24C	C[1]	[ ]	[ ]	[ ]		$2,315	$2,921	$2,501	$2,867	$2,974	$3,026	$2,895	$2,947	$3,183	718C
FIRE EXIT HARDWARE							**3' DEVICE PRICING SHOWN. 4' ADD $25.00 LIST AND 2' (LESS LABEL)[3] ADD $152.00 LIST**									
F	24C	EO[1]	[ ]	[ ]	[ ]		$2,381	$2,908	$2,512	$2,854	$2,961	$3,013	$2,961	$3,013	$3,170	N/A
F	24C	L[1]	[ ]	[ ]	[ ]	[ ]	$2,843	$3,427	$2,998	$3,373	$3,480	$3,532	$3,423	$3,475	$3,689	712L
F	24C	L-BE[1]	[ ]	[ ]	[ ]	[ ]	$2,843	$3,427	$2,998	$3,373	$3,480	$3,532	$3,423	$3,475	$3,689	712L-BE
F	24C	L-NL[1]	[ ]	[ ]	[ ]	[ ]	$2,843	$3,427	$2,998	$3,373	$3,480	$3,532	$3,423	$3,475	$3,689	712L-NL
F	24C	L-DT[1]	[ ]	[ ]	[ ]	[ ]	$2,843	$3,427	$2,998	$3,373	$3,480	$3,532	$3,423	$3,475	$3,689	712L-DT
F	24C	K	[ ]	[ ]	[ ]		$2,616	$3,330	$2,837	$3,276	$3,383	$3,435	$3,196	$3,248	$3,592	711K
F	24C	K-BE	[ ]	[ ]	[ ]		$2,616	$3,330	$2,837	$3,276	$3,383	$3,435	$3,196	$3,248	$3,592	711K-BE
F	24C	K-NL	[ ]	[ ]	[ ]		$2,616	$3,330	$2,837	$3,276	$3,383	$3,435	$3,196	$3,248	$3,592	711K-NL
F	24C	DT	[ ]	[ ]	[ ]		$2,628	$3,262	$2,816	$3,208	$3,315	$3,367	$3,208	$3,260	$3,524	717DT
F	24C	DT	[ ]	[ ]	[ ]		$2,629	$3,290	$2,816	$3,236	$3,343	$3,395	$3,209	$3,261	$3,552	718DT
F	24C	NL	[ ]	[ ]	[ ]		$2,629	$3,262	$2,816	$3,208	$3,315	$3,367	$3,209	$3,261	$3,524	718NL
F	24C	C[1]	[ ]	[ ]	[ ]		$2,573	$3,179	$2,759	$3,125	$3,232	$3,284	$3,153	$3,205	$3,441	718C

24-C/F-24-C device and trims are handed and field reversible. The device and trims are furnished RHR when handing is not specified.

1 These devices and 712L, 712L-BE, 712L-NL, 712L-DT, 718C, 718NL trims are available in 619 (US15), 622 (US19), and 643e (US11) finishes.

2 24 Series ordered in 710 (313AN) will be supplied with trims in 695 (SP313).

3 2' devices will have 10" touch pad.

DEFAULT ATTRIBUTES

Pricing includes default options shown below. Additional options and configurations available.

Cylinders	Sex bolts	Strike(s)	Door thickness	Center line
Not included	Included on F-24-C only	4188 and 2130	1-3/4"	40"

Extension rods: For door heights over 7'0" up to 8'0", 12" extension rods are furnished at no additional charge at the time of device order. Must specify door height on order line. For door heights over 8'0" up to 10'0", extension rods are furnished at prices shown in parts section with the device at the time of order. Must specify door height on order line.

605	606	612	613	619	622	625	626
US3	US4	US10	US10B	US15	US19	US26	US26D

628	629	630	643e	689	695	710	711
US28	US32	US32D	-	SP28	SP313	313	DC35

24-CWDC SERIES

Wood Door Concealed vertical rod devices

ACN							PRICE BASED ON FINISH									
Fire	Device type	Function	Finish	Device size	Handing	Lever design	628	630	710[2]	622 626	625	629	612	606	605 619 643e	Default trim, included
EXIT HARDWARE							**3' DEVICE PRICING SHOWN. 4' ADD $25.00 LIST AND 2' (LESS LABEL)[3] ADD $152.00 LIST**									
	24CWDC	EO[1]	[ ]	[ ]	[ ]		$2,586	$3,230	$2,748	$3,162	$3,291	$3,355	$3,291	$3,355	$3,548	N/A
	24CWDC	L[1]	[ ]	[ ]	[ ]	[ ]	$3,048	$3,749	$3,234	$3,681	$3,810	$3,874	$3,753	$3,817	$4,067	712L
	24CWDC	L-BE[1]	[ ]	[ ]	[ ]	[ ]	$3,048	$3,749	$3,234	$3,681	$3,810	$3,874	$3,753	$3,817	$4,067	712L-BE
	24CWDC	L-NL[1]	[ ]	[ ]	[ ]	[ ]	$3,048	$3,749	$3,234	$3,681	$3,810	$3,874	$3,753	$3,817	$4,067	712L-NL
	24CWDC	L-DT[1]	[ ]	[ ]	[ ]	[ ]	$3,048	$3,749	$3,234	$3,681	$3,810	$3,874	$3,753	$3,817	$4,067	712L-DT
	24CWDC	K	[ ]	[ ]	[ ]		$2,821	$3,652	$3,073	$3,584	$3,713	$3,777	$3,526	$3,590	$3,970	711K
	24CWDC	K-BE	[ ]	[ ]	[ ]		$2,821	$3,652	$3,073	$3,584	$3,713	$3,777	$3,526	$3,590	$3,970	711K-BE
	24CWDC	K-NL	[ ]	[ ]	[ ]		$2,821	$3,652	$3,073	$3,584	$3,713	$3,777	$3,526	$3,590	$3,970	711K-NL
	24CWDC	DT	[ ]	[ ]	[ ]		$2,833	$3,584	$3,052	$3,516	$3,645	$3,709	$3,538	$3,602	$3,902	717DT
	24CWDC	DT	[ ]	[ ]	[ ]		$2,834	$3,612	$3,052	$3,544	$3,673	$3,737	$3,539	$3,603	$3,930	718DT
	24CWDC	NL[1]	[ ]	[ ]	[ ]		$2,834	$3,584	$3,052	$3,516	$3,645	$3,709	$3,539	$3,603	$3,902	718NL
	24CWDC	C[1]	[ ]	[ ]	[ ]		$2,778	$3,501	$2,995	$3,433	$3,562	$3,626	$3,483	$3,547	$3,819	718C
FIRE EXIT HARDWARE							**3' DEVICE PRICING SHOWN. 4' ADD $25.00 LIST AND 2' (LESS LABEL)[3] ADD $152.00 LIST**									
F	24CWDC	EO[1]	[ ]	[ ]	[ ]		$2,845	$3,489	$3,007	$3,421	$3,550	$3,614	$3,550	$3,614	$3,807	N/A
F	24CWDC	L[1]	[ ]	[ ]	[ ]	[ ]	$3,307	$4,008	$3,493	$3,940	$4,069	$4,133	$4,012	$4,076	$4,326	712L
F	24CWDC	L-BE[1]	[ ]	[ ]	[ ]	[ ]	$3,307	$4,008	$3,493	$3,940	$4,069	$4,133	$4,012	$4,076	$4,326	712L-BE
F	24CWDC	L-NL[1]	[ ]	[ ]	[ ]	[ ]	$3,307	$4,008	$3,493	$3,940	$4,069	$4,133	$4,012	$4,076	$4,326	712L-NL
F	24CWDC	L-DT[1]	[ ]	[ ]	[ ]	[ ]	$3,307	$4,008	$3,493	$3,940	$4,069	$4,133	$4,012	$4,076	$4,326	712L-DT
F	24CWDC	K	[ ]	[ ]	[ ]		$3,080	$3,911	$3,332	$3,843	$3,972	$4,036	$3,785	$3,849	$4,229	711K
F	24CWDC	K-BE	[ ]	[ ]	[ ]		$3,080	$3,911	$3,332	$3,843	$3,972	$4,036	$3,785	$3,849	$4,229	711K-BE
F	24CWDC	K-NL	[ ]	[ ]	[ ]		$3,080	$3,911	$3,332	$3,843	$3,972	$4,036	$3,785	$3,849	$4,229	711K-NL
F	24CWDC	DT	[ ]	[ ]	[ ]		$3,092	$3,843	$3,311	$3,775	$3,904	$3,968	$3,797	$3,861	$4,161	717DT
F	24CWDC	DT	[ ]	[ ]	[ ]		$3,093	$3,871	$3,311	$3,803	$3,932	$3,996	$3,798	$3,862	$4,189	718DT
F	24CWDC	NL[1]	[ ]	[ ]	[ ]		$3,093	$3,843	$3,311	$3,775	$3,904	$3,968	$3,798	$3,862	$4,161	718NL
F	24CWDC	C[1]	[ ]	[ ]	[ ]		$3,037	$3,760	$3,254	$3,692	$3,821	$3,885	$3,742	$3,806	$4,078	718C

24-CWDC/F-24-CWDC device and trims are handed and field reversible. The device and trims are furnished RHR when handing is not specified.

1 These devices and 510L, 510L-BE, 510L-NL, 510L-DT, 511L, 512NL trims are available in 619 (US15), 622 (US19), and 643e (US11) finishes.

2 24 Series ordered in 710 (313AN) will be supplied with trims in 695 (SP313).

3 2' devices will have 10" touch pad.

DEFAULT ATTRIBUTES

Pricing includes default options shown below. Additional options and configurations available.

Cylinders	Sex bolts	Strike(s)	Door thickness	Center line
Not included	Included on F-24-CWDC only	4188 and 2130	1-3/4"	40"

Extension rods: For door heights over 7'0" up to 8'0", 12" extension rods are furnished at no additional charge at the time of device order. Must specify door height on order line. For door heights over 8'0" up to 10'0", extension rods are furnished at prices shown in parts section with the device at the time of order. Must specify door height on order line.

605	606	612	613	619	622	625	626
US3	US4	US10	US10B	US15	US19	US26	US26D

628	629	630	643e	689	695	710	711
US28	US32	US32D	-	SP28	SP313	313	DC35

OPTIONS

SEX BOLTS Optional Sex Bolts are recommended for center case mounting when device is used with hollow core wood, composite or light gauge hollow metal doors. See chart below for quantities and list prices.	Quantity			Price adjustment
	2729	325	425	
24-R-EO (Exit Only device)	-	2	4	$114.00
24-R Device x Trim	-	-	4	$76.00
24-V-EO (Exit Only device)	6	2	2	$172.00
24-V Device x Trim	6	-	2	$134.00
24-V-EO (Exit Only device) LBR	3	2	2	$124.00
24-V Device x Trim LBR	3	-	2	$86.00
24-C-EO / 24-CWDC-EO (Exit Only device)	-	2	2	$76.00
24-C / 24-CWDC Device x Trim	-	-	2	$38.00

LESS BOTTOM ROD LBR/LBL Fire-Rated Devices must be ordered in pairs, and one Auxiliary Fire Pin (AFL) is furnished per pair.	Specify (Suffix)	Price adjustment
▪ Less bottom rod available with UL Fire Label at no additional charge on F-24-V and F-24-C devices ▪ For Panic devices, deduct -$72.00 list	LBR	$0.00

CYLINDER DOGGING - Not for use with fire exit hardware	Specify (Prefix)	Price adjustment
Cylinder dogging available on all 24 Series panic devices.	CD	$87.00
Less dogging available on all 24 Series panic devices.	LD	$0.00

SWITCHES - Available on all 24 Series devices	Specify (Prefix)	Price adjustment
Touch bar Request to Exit switch ▪ RX device monitoring switch can be used in combination with a second DM or LM switch (except for 24-R Panic and Fire)	RX	$286.00
Key override ▪ Override device monitoring on a door by use of a keyed cylinder ▪ KOR must be used in combination with a device monitoring switch.	KOR	$77.00

LATCH RETRACTION - Available on all 24 Series Panic and Fire devices	Specify (Prefix)	Price adjustment
Motorized electric latch retraction ▪ Cannot be used in combination with HD, CD, EA, or KOR options	MEL	$951.00

EXIT ALARM	Specify (Prefix)	Price adjustment
Exit alarm ▪ Available on 24R, 24V, 24C, and 24C-WDC panic and fire devices ▪ Price includes RX switch; can substitute with DC switch at no additional charge ▪ To order Less Switch, deduct -$286.00 list	EA	$712.00

CONNECTORS	Specify (Suffix)	Price adjustment
Cross-category solution using common interconnect components for electrified options ▪ Available with MEL, MEL-RX, RX, EA options.	CON	$0.00

Note: For wire harness options, refer to Power Supply and Electronic Component Section on page 337.

INSULCLAD OR APPLIED PANEL KITS - N/A for 24-C-C or 24-C-NL option.	Specify	Price adjustment
1/2" Panel - for 24C device	INS-2	$215.00
1/4" Panel - for 24C device	INS-4	$215.00

605	606	612	613	619	622	625	626
US3	US4	US10	US10B	US15	US19	US26	US26D

628	629	630	643e	689	695	710	711
US28	US32	US32D	-	SP28	SP313	313	DC35

TRIM

- Cylinders are not included in the price.
- 711, 717, 718, and 712 Series Trim are handed and field reversible. These trims are furnished RHR when handing is not specified.

ATHENA TRIM

Description	Specify			606, 612, 689	695	619	605, 625, 626
	Model number	Device type	Finish				
Dummy trim	715DT	.[R or V]	.[Finish]	$171.00	$313.00	$312.00	$312.00

CONTROL TRIM

Description	Specify			605, 619, 625, 626	606, 612, 689	695
	Model number	Device type	Finish			
Knob, key locks or unlocks	711K	.[R or V]	.[Finish]	$422.00	$235.00	$325.00
Knob, key locks or unlocks	711K	C	.[Finish]	$422.00	$235.00	$325.00
Knob, blank escutcheon	711K-BE	.[R or V]	.[Finish]	$422.00	$235.00	$325.00
Knob, blank escutcheon	711K-BE	C	.[Finish]	$422.00	$235.00	$325.00
Knob, night latch	711K-NL	.[R or V]	.[Finish]	$422.00	$235.00	$325.00
Knob, night latch	711K-NL	C	.[Finish]	$422.00	$235.00	$325.00

DELTA CONTROLS

Description	Specify			605, 619, 622, 625, 626	606, 612, 689	695
	Model number	Device type	Finish			
Dummy trim	717DT	.[R or V]	.[Finish]	$354.00	$247.00	$304.00
Dummy trim	717DT	C	.[Finish]	$354.00	$247.00	$304.00

DELTA CONTROLS

Description	Specify			605, 643e, 619, 622, 625, 626	606, 612, 689	695
	Model number	Device type	Finish			
Dummy trim	718DT	C	.[Finish]	$382.00	$248.00	$304.00
Night latch[1]	718NL	.[R or V]	.[Finish]	$354.00	$248.00	$304.00
Night latch[1]	718NL	C	.[Finish]	$354.00	$248.00	$304.00
Night latch less pull[1]	718C	.[R or V]	.[Finish]	$271.00	$192.00	$247.00
Night latch less pull[1]	718C	C	.[Finish]	$271.00	$192.00	$247.00

1. Available in 622 and 643e finish.

CONTROL LEVER TRIMS

Description	Specify			605, 643e, 619, 622, 625, 626	606, 612, 689	695
	Model number	Device type	Finish			
Dane lever, key locks or unlocks	712L	.[R or V]	.[Finish]	$519.00	$462.00	$486.00
Dane lever, key locks or unlocks	712L	C	.[Finish]	$519.00	$462.00	$486.00
Dane lever, blank escutcheon	712L-BE	.[R or V]	.[Finish]	$519.00	$462.00	$486.00
Dane lever, blank escutcheon	712L-BE	C	.[Finish]	$519.00	$462.00	$486.00
Dane lever, night latch	712L-NL	.[R or V]	.[Finish]	$519.00	$462.00	$486.00
Dane lever, night latch	712L-NL	C	.[Finish]	$519.00	$462.00	$486.00
Dane lever, dummy trim	712L-DT	.[R or V]	.[Finish]	$519.00	$462.00	$486.00
Dane lever, dummy trim	712L-DT	C	.[Finish]	$519.00	$462.00	$486.00

2. Available in 622 and 643e finish.
3. The Dane Lever is furnished standard. Optional lever designs Sutro, Quantum, Avalon, Danish, Broadway, Boardwalk, Longitude, and Latitude are available at no additional charge.
4. 24 Series ordered in 630 (US32D) will be supplied with trims in 619 (US15).

605	606	612	613	619	622	625	626
US3	US4	US10	US10B	US15	US19	US26	US26D

628	629	630	643e	689	695	710	711
US28	US32	US32D	-	SP28	SP313	313	DC35

STRIKES

RIM STRIKES

Description	Specify		Non-Finished	605	606	612	613	622	625	626	629	630	695
	Model number	Finish											
24/25-R Panic Devices - Opt.	264	.[Finish]	-	-	-	-	-	$145.00	-	$168.00	-	-	-
24/25-R Panic Devices - Std.	299	.[Finish]	-	$136.00	$104.00	-	-	$88.00	$136.00	$104.00	-	-	$104.00
24/25-R Fire Devices - Std.	299F	.[Finish]	-	$197.00	$171.00	$171.00	$171.00	$109.00	-	-	$197.00	$146.00	-
24/25-R Panic Devices - Opt.	1439	.[Finish]	-	-	-	-	-	$210.00	-	-	-	-	-
24/25-R Panic Devices - Opt.	1606	.[Finish]	$104.00	-	-	-	-	-	-	-	-	-	-
24-R Panic Devices - Opt.[1]	1609-D24	.[Finish]	-	-	-	-	-	$142.00	-	-	-	-	-

1. Must be used with a Coordinator. Not a UL fire exit hardware listed application.

VERTICAL ROD TOP STRIKES

Description	Specify	Non-Finished
19/24/25-V Panic and Fire devices	3788	$72.00
24/25-C, CWDC Panic and Fire devices	4188	$72.00

VERTICAL ROD BOTTOM STRIKES

Description	Specify	Non-Finished
19-V/24/25-V, C Panic or Fire - Std.	2130	$72.00
19-V/24/25-V, C Panic	4155	$72.00

Refer to device catalogs for specific door application strike requirements.

ACCESSORIES

COVER PLATES AND FILLER PLATES

Description	Specify	Non-Finished
Strike cover - ASA 4-7/8"	3722	$18.00
Mortise front - 8" x 1-1/4"	3723	$18.00
Lock front - 2-1/4" x 1-1/8"	3721	$18.00

CYLINDERS

Description	Specify		Open		Restricted	
	Part number	Finish	626	605, 606, 613, 612, 629, 630	626	605, 606, 613, 612, 629, 630
1-1/8" Mortise cylinder with straight cam (#24)	985	.[Finish]	$86.00	$91.00	$101.20	$106.20
1-1/4" Mortise cylinder with straight cam (#24)	986	.[Finish]	$86.00	$91.00	$101.20	$106.20
Rim cylinder	951	.[Finish]	$86.00	$91.00	$101.20	$106.20

Interchangeable core cylinder housing uses #5 cam.
Custom keying not available. Falcon G is default keyway.
Cylinder type determined by trim function.

605	606	612	613	619	622	625	626
US3	US4	US10	US10B	US15	US19	US26	US26D

628	629	630	643e	689	695	710	711
US28	US32	US32D	-	SP28	SP313	313	DC35

ACCESSORIES

CYLINDERS (HOUSING ONLY)

Description	Specify		626	605, 606, 613, 612, 629, 630
	Part number	Finish		
1-3/8" Interchangeable core mortise cylinder housing	C987	.[Finish]	$50.00	$53.00
Interchangeable core rim cylinder housing (N/A in 625 finish)	C953	.[Finish]	$55.00	$58.00

IC Cylinder Housings sold Less SFIC.

EXTENSION RODS

Description	Specify		All finishes
	Part number	Finish	
24/25/19-V Extension rod 12" (ER12-V)	650006	.[Finish]	$30.00
24/25/19-V Extension rod 24" (ER24-V)	650007	.[Finish]	$50.00
24/25/19-V Extension rod 36" (ER36-V)	650008	.[Finish]	$83.00
24/25-C, CWDC Extension rod 12" (ER12-C)	650017	.[Finish]	$30.00
24/25-C, CWDC Extension rod 24" (ER24-C)	650018	.[Finish]	$50.00
24/25-C, CWDC Extension rod 36" (ER36-C)	650019	.[Finish]	$83.00

1. Surface vertical and concealed vertical rod devices for door heights over 7'0" up to 8'0", 12" extension rods are furnished at no additional charge at the time of device order. Must specify door height on order line.
2. For door heights over 8'0" up to 10'0", extension rods are furnished at prices shown above with the device at the time of order. Must specify door height on order line.
3. Replacement extension rods can be ordered individually by the part numbers listed above.

DUMMY TOUCH BARS

3' Device pricing shown. 4' add $25.00 list.

Description	Specify		689, 695	606, 612	630	605, 625, 626, 629, 619, 622, 643e
	Part number	Finish				
24/25 Series Dummy touch bar	250DT	.[Finish]	$457.00	$505.00	$575.00	$657.00

DUMMY TOUCH BAR OPTIONAL FEATURES	Specify (Prefix)	Price adjustment
Touchbar Request-to-Exit switch	RX	$286.00
Key override device monitoring on a door by use of a keyed cylinder	KOR	$77.00

KITS

CYLINDER DOGGING KITS

Description	Specify			605, 606, 612, 622, 625, 626, 628, 630, 711
	Model number	Part number	Finish	
24 Series - 3' device	24CDK-3	650155	.[Finish]	$87.00
24 Series - 4' device	24CDK-4	650156	.[Finish]	$87.00

1. Cylinder sold separately.
2. When a device is ordered “with CD with Cylinder”, a 1-1/4" mortise cylinder (986 Falcon G x straight cam KD) is supplied for CD.
3. CD kits can also pair with a 1-1/8" mortise cylinder (985 Falcon G x straight cam KD). Must be ordered separately.

RX SWITCH KIT

Description	Specify		Price each (non-finished)
	Model number	Part number	
24/25 Series RX Switch kit	24/25 RX KIT	650359	$353.00

605	606	612	613	619	622	625	626
US3	US4	US10	US10B	US15	US19	US26	US26D

628	629	630	643e	689	695	710	711
US28	US32	US32D	-	SP28	SP313	313	DC35

KITS

SHIM KITS

Description	Specify			622
	Model number	Part number	Finish	
24 Rim shim kit - 1/4"	SK24-R	650109	.[Finish]	$91.00
24 Surface vertical shim kit - 1/4" - over 7' up to 8' doors	SK24-V-8	650110	.[Finish]	$91.00
24 Surface vertical shim kit - 1/4" - over 8' up to 10' doors	SK24-V-10	650208	.[Finish]	$91.00
24 Wood door concealed shim kit - 1/4"	SK24-CV-WDC	47849029	.[Finish]	$220.00

Note: All shim kits for use on door thicknesses up to 2". Consult factory for door thickness over 2".

EXIT ALARM KITS

Description	Specify			605, 606, 612, 622, 625, 626, 628, 630, 711
	Model number	Part number	Part number with Allegion Connect (-CON)	
24 Series Exit alarm kit 3'	24-EAK-3	650163	650704	$713.00
24 Series Exit alarm kit 4'	24-EAK-4	650164	650705	$713.00

MOTORIZED ELECTRIC LATCH RETRACTION KIT

Description	Specify			605, 606, 612, 625, 626, 628, 630, 695
	Model number	Part number	Part number with Allegion Connect (-CON)	
24 Motorized electric latch retraction kit 3'	24-MELK-3	47266632	47270548	$951.00
24 Motorized electric latch retraction kit 4'	24-MELK-4	47266633	47270549	$951.00

Note: MEL kit cannot be used to convert an EL device.

SLM BLOCKING KIT

Description	Specify			Price
	Model number	Part number	Finish	
F-24 Rim/Concealed vertical SLM blocking kit	F-24-R/C	600333	.[Finish]	$26.00
F-24 Surface vertical SLM blocking kit	F-24-V	600334	.[Finish]	$29.00

For use with devices on doors with special high density blocking material.
Blocking material must be UL or Warnock Hersey approved.

INSULCLAD KIT - Not for use with 24-C-C or 24-C-NL.

Description	Specify			Price
	Model number	Part number	Finish	
24C-C-Slide Kit 1/4" INS	24C	47962248	.[Finish]	$215.00
24C-C Slide Kit 1/2" INS	24C	47962246	.[Finish]	$215.00
24C CenterSlide Asm 1/4" INS	24C	47962161	.[Finish]	$174.00
24C CenterSlide Asm 1/2" INS	24C	47962162	-	$174.00
Insulclad ratchet release screw	24C	972476	-	$10.00

605	606	612	613	619	622	625	626
US3	US4	US10	US10B	US15	US19	US26	US26D

628	629	630	643e	689	695	710	711
US28	US32	US32D	-	SP28	SP313	313	DC35

PARTS

DUMMY TOUCH BAR PARTS

Description	Specify		630, 689, 695	606, 612	625, 629	626	605
	Part number	Finish					
250 Front cover plate package	600291	.[Finish]	$33.00	$44.00	$127.00	$40.00	$65.00

CENTER CASE

Description	Specify		Non-Finished	605	606	612, 625, 629	622	626	628	630	710
	Part number	Finish									
F-24-R Center case kit	650234	.[Finish]	$835.00	-	-	-	-	-	-	-	-
F-24-V Center case kit	650236	.[Finish]	$348.00	-	-	-	-	-	-	-	-
F-24-C Center case kit RHR	650238	.[Finish]	$335.00	-	-	-	-	-	-	-	-
F-24-C Center case kit LHR	090978	.[Finish]	$335.00	-	-	-	-	-	-	-	-
24-R Center case cover kit	650247	.[Finish]	-	$233.00	$224.00	$216.00	$208.00	$208.00	$170.00	$211.00	$181.00
F-24-R Center case cover kit	650249	.[Finish]	-	$233.00	$224.00	$216.00	$208.00	$208.00	$170.00	$211.00	$181.00
F-24-V Center case cover kit	650251	.[Finish]	-	$233.00	$224.00	$216.00	$208.00	$208.00	$170.00	$211.00	$181.00
F-24-C Center case cover kit	650253	.[Finish]	-	$233.00	$224.00	$216.00	$208.00	$208.00	$170.00	$211.00	$181.00
24 Series Center case cover mounting pkg	600307	.[Finish]	-	$17.00	$17.00	$17.00	-	-	-	-	$17.00

COVER PLATE / CONVERSION KITS

Description	Specify		Non-Finished	605	606	612, 625, 629	622	626	628	630	710
	Part number	Finish									
F-24 Series Channel cover 3'	650121	.[Finish]	-	$55.00	$55.00	$55.00	$55.00	$55.00	$55.00	$55.00	$55.00
F-24 Series Channel cover 4'	650122	.[Finish]	-	$60.00	$60.00	$60.00	-	$60.00	$60.00	$60.00	$60.00
24 Series CD Channel cover 4'	650116	.[Finish]	-	$76.00	$76.00	$76.00	-	$76.00	$76.00	$76.00	$76.00
24 Series CD Channel cover 3'	650117	.[Finish]	-	$68.00	$68.00	$68.00	-	$68.00	$68.00	$68.00	$68.00
24 Series KOR Channel cover 3'	650139	.[Finish]	-	$90.00	$90.00	$90.00	-	$90.00	$90.00	$90.00	$90.00
24 Series KOR Channel cover 4'	650140	.[Finish]	-	$94.00	$94.00	$94.00	-	$94.00	$94.00	$94.00	$94.00
24 Series Hex dogging kit 3'	650187	.[Finish]	-	$90.00	$90.00	$90.00	$90.00	$90.00	$90.00	$90.00	$90.00
24 Series Hex dogging kit 4'	650188	.[Finish]	-	$95.00	$95.00	$95.00	$95.00	$95.00	$95.00	$95.00	$95.00
24 Hex dogging assembly	47589559	.[Finish]	$26.00	-	-	-	-	-	-	-	-
24 Hex dogging key 5/32" (pkg of 10)	090085-89	.[Finish]	$101.00	-	-	-	-	-	-	-	-
24 Series 3' MEL channel cover plate	47270296	.[Finish]	-	$151.00	$151.00	$151.00	$151.00	$151.00	$151.00	$151.00	$151.00
24 Series 4' MEL channel cover plate	47270297	.[Finish]	-	$160.00	$160.00	$160.00	$160.00	$160.00	$160.00	$160.00	$160.00

MECHANISM CASE

Description	Specify		Non-Finished	605	606	612, 625, 629	622, 626	628	630	710
	Part number	Finish								
24 Series Channel 3' door	661408	.[Finish]	-	$153.00	$143.00	$139.00	$133.00	$112.00	$139.00	$122.00
24 Series Channel 4' door	661409	.[Finish]	-	$190.00	$185.00	$181.00	$178.00	$141.00	$179.00	$146.00
24 Series Channel screw pkg	600305	.[Finish]	$23.00	-	-	-	-	-	-	-

605	606	612	613	619	622	625	626
US3	US4	US10	US10B	US15	US19	US26	US26D

628	629	630	643e	689	695	710	711
US28	US32	US32D	-	SP28	SP313	313	DC35

PARTS

END CAP / PUSH BAR

Description	Specify		Non-Finished	605	606	612, 625, 629	622	626	628	630	710
	Part number	Finish									
24 Channel end cap kit 1-3/4" door	650294	.[Finish]	-	$57.00	$55.00	$55.00	-	$50.00	$42.00	$54.00	$47.00
24 Channel end cap kit 2-1/4" door	650348	.[Finish]	-	$57.00	$55.00	$55.00	-	$50.00	$42.00	$54.00	$47.00
24 Series Push bar end cap kit	600310	.[Finish]	-	$61.00	$57.00	$56.00	$55.00	$55.00	$47.00	$56.00	$48.00
24 Series Push bar guide pkg	600319	.[Finish]	$17.00	-	-	-	-	-	-	-	-

MOUNTING PACKAGES

Description	Specify		Non-Finished	605	606	612, 625, 629	622	626	628	630	710
	Part number	Finish									
F-24-R Mtg pkg 1-3/4" door	650324	.[Finish]	$41.00	-	-	-	-	-	-	-	-
F-24-R Mtg pkg 2-1/4" door	650302	.[Finish]	$40.00	-	-	-	-	-	-	-	-
24-V Mtg pkg 1-3/4" – 2-1/4" door	650304	.[Finish]	$60.00	-	-	-	-	-	-	-	-
F-24-V Mtg pkg 1-3/4" door	650325	.[Finish]	$60.00	-	-	-	-	-	-	-	-
F-24-V Mtg pkg 2-1/4" door	650201	.[Finish]	$60.00	-	-	-	-	-	-	-	-
24-C Mtg pkg 1-3/4" door	650318	.[Finish]	$41.00	-	-	-	-	-	-	-	-
24-C Mtg pkg 2-1/4" door	650300	.[Finish]	$41.00	-	-	-	-	-	-	-	-
F-24-C Mtg pkg 1-3/4" door	650317	.[Finish]	$41.00	-	-	-	-	-	-	-	-
F-24-C Mtg pkg 2-1/4" door	650346	.[Finish]	$41.00	-	-	-	-	-	-	-	-
24-C-WDC Mtg pkg 1-3/4" door	650326	.[Finish]	-	-	$88.00	-	-	-	-	$88.00	$88.00
24-C-WDC Mtg pkg 2-1/4" door	650298	.[Finish]	-	-	$88.00	-	-	-	-	$88.00	$88.00
F-24-C-WDC Mtg pkg 1-3/4" door	650327	.[Finish]	$88.00	-	-	-	-	-	-	-	-
MEL motor mounting screws, pkg of 2	47266852	.[Finish]	$27.00	-	-	-	-	-	-	-	-

ELECTRICAL

Description	Specify		Non-Finished	605	606	612, 625, 629	622	626	628	630	710
	Part number	Finish									
Cotter key 1/8" x 1" (pkg of 10)	060111	.[Finish]	$20.00	-	-	-	-	-	-	-	-
24/25 Series RX Switch kit	650359	.[Finish]	$353.00	-	-	-	-	-	-	-	-
EL Potted circuit breaker	050534	.[Finish]	$483.00	-	-	-	-	-	-	-	-
Exit alarm label - Service	650265	.[Finish]	$16.00	-	-	-	-	-	-	-	-
Old Style Falcon 24 Vertical LM switch replacement kit	650716	.[Finish]	$346.00	-	-	-	-	-	-	-	-
LM Switch replacement kit	650713	.[Finish]	$297.00	-	-	-	-	-	-	-	-
LM Con switch replacement kit	650712	.[Finish]	$310.00	-	-	-	-	-	-	-	-
Old Style Falcon 24 Vertical DM switch replacement kit	650717	.[Finish]	$353.00	-	-	-	-	-	-	-	-
DM Switch replacement kit	650715	.[Finish]	$310.00	-	-	-	-	-	-	-	-
DM Con Switch replacement kit	650714	.[Finish]	$324.00	-	-	-	-	-	-	-	-
MEL motor cable	114320	.[Finish]	$19.00	-	-	-	-	-	-	-	-
MEL motor cable w/6' cable	47269206	.[Finish]	$84.00	-	-	-	-	-	-	-	-
MEL 6" Allegion Connect adapter cable	106198	.[Finish]	$19.00	-	-	-	-	-	-	-	-
MEL motor cable w/MEL 6" Allegion Connect adapter cable	040069	.[Finish]	$84.00	-	-	-	-	-	-	-	-

605	606	612	613	619	622	625	626
US3	US4	US10	US10B	US15	US19	US26	US26D

628	629	630	643e	689	695	710	711
US28	US32	US32D	-	SP28	SP313	313	DC35

PARTS

VERTICAL LATCHES

Description	Specify		Non-Finished	612, 625, 629	622, 626	630	689	710
	Part number	Finish						
24-V Top latch case	650389	.[Finish]	$163.00	-	-	-	-	-
F-24-V Top latch case	650375	.[Finish]	$167.00	-	-	-	-	-
24-V Latch case cover kit	650202	.[Finish]	-	$123.00	$123.00	$94.00	$94.00	$123.00
24-V Latch case cover mtg pkg	650336	.[Finish]	-	$15.00	$15.00	$15.00	$15.00	$15.00
F-24-C Auxiliary fire pin kit (LBR application only)	5494	.[Finish]	$208.00	-	-	-	-	-
24-V Bottom bolt guide (Latch cover sold separately)	650387	.[Finish]	$16.00	-	-	-	-	-
24-C, C-WDC Top latch case	603	.[Finish]	$277.00	-	-	-	-	-
F-24-C Top latch case	F603	.[Finish]	$386.00	-	-	-	-	-
F-24-C-WDC Top latch case	WF603	.[Finish]	$386.00	-	-	-	-	-
F-24-C, CWDC Top latch release kit	650339	.[Finish]	-	$47.00	$55.00	$55.00	$55.00	$55.00
24-C Bottom bolt guide	4567	.[Finish]	$66.00	-	-	-	-	-
24-C-WDC Bottom bolt guide	4835	.[Finish]	$60.00	-	-	-	-	-
F-24-C-WDC Latch bracket	4694	.[Finish]	$16.00	-	-	-	-	-
F-24-C, CWDC Center slide assembly	650351	.[Finish]	$401.00	-	-	-	-	-
24-C-WDC Reinforcement plate	4833	.[Finish]	-	$59.00	$59.00	$59.00	$43.00	$43.00
24-C-WDC Reinforcement plate w/access hole	4834	.[Finish]	-	$59.00	$59.00	$59.00	$43.00	$43.00

VERTICAL RODS

Description	Specify		Non-Finished	612, 625, 629	622, 626	630	689	710
	Part number	Finish						
24-V Rod guide kit	650311	.[Finish]	-	$68.00	$91.00	$76.00	$72.00	-
24-V Top rod kit	4450	.[Finish]	-	$123.00	$123.00	$123.00	$123.00	$123.00
24-V Bottom rod kit	610056	.[Finish]	-	$165.00	$165.00	$165.00	$165.00	$165.00
F-24-C, F-24-C-WDC Top rod kit	610061	.[Finish]	$123.00	-	-	-	-	-
F-24-C, F-24-C-WDC Bottom rod kit	610057	.[Finish]	$165.00	-	-	-	-	-
#10 x 1-1/4" FPHSMS Clear zinc	660002	.[Finish]	$15.00	-	-	-	-	-

TRIM

Description	Specify		Non-Finished	605	606, 629	612, 625	626, 630	689, 695	689	695
	Part number	Finish								
710NL, 718C/NL Cylinder spacer collar	4120	.[Finish]	$15.00	-	-	-	-	-	-	-
710NL, 718C/NL Cylinder anchor plate	4121	.[Finish]	$15.00	-	-	-	-	-	-	-
700/900 Locking plate	661560	.[Finish]	$26.00	-	-	-	-	-	-	-
700 Series Trim hex stud	4270	.[Finish]	$15.00	-	-	-	-	-	-	-
Control hex stud	4349	.[Finish]	$15.00	-	-	-	-	-	-	-
700/900 Lever actuator spring	650314	.[Finish]	$26.00	-	-	-	-	-	-	-
700/900 Locking spring	661567	.[Finish]	$15.00	-	-	-	-	-	-	-
717/718/719 Pull grip screw package	600288	.[Finish]	$15.00	-	-	-	-	-	-	-
TP/K/L Actuator shaft assembly	650366	.[Finish]	$41.00	-	-	-	-	-	-	-

605	606	612	613	619	622	625	626
US3	US4	US10	US10B	US15	US19	US26	US26D

628	629	630	643e	689	695	710	711
US28	US32	US32D	-	SP28	SP313	313	DC35

PARTS

TRIM

Description	Specify		Non-Finished	605	606, 629	612, 625	626, 630	689, 695	689	695
	Part number	Finish								
710TP Retainer plate	650313	.[Finish]	$48.00	-	-	-	-	-	-	-
711/712-R/V Retainer plate	650312	.[Finish]	$57.00	-	-	-	-	-	-	-
712L-C Output cam package 2-1/4" door	060136	.[Finish]	$57.00	-	-	-	-	-	-	-
712L-C Output cam package 1-3/4" door	060137	.[Finish]	$39.00	-	-	-	-	-	-	-
700/900 Output cam package - R/V	060138	.[Finish]	$57.00	-	-	-	-	-	-	-
715DT Mounting package 1-3/4"	650151	.[Finish]	-	$19.00	$19.00	$19.00	$19.00	$19.00	-	-
715DT Mounting package 2-1/4"	650152	.[Finish]	-	$19.00	$19.00	$19.00	$19.00	$19.00	-	-
717DT Mounting package 1-3/4"	650153	.[Finish]	-	$15.00	$15.00	$15.00	$15.00	$15.00	-	-
717DT Mounting package 2-1/4"	650154	.[Finish]	-	$15.00	$15.00	$15.00	$15.00	$15.00	-	-
710DT Mounting package 1-3/4"	650157	.[Finish]	-	$15.00	$15.00	$15.00	$15.00	$15.00	-	-
710DT Mounting package 2-1/4"	650158	.[Finish]	-	$15.00	$15.00	$15.00	$15.00	$15.00	-	-
710NL Mounting package 1-3/4"	650161	.[Finish]	-	$32.00	$32.00	$32.00	$32.00	$32.00	-	-
710NL Mounting package 2-1/4"	650162	.[Finish]	-	$32.00	$32.00	$32.00	$32.00	$32.00	-	-
710TP Mounting package 1-3/4"	650165	.[Finish]	-	$19.00	$19.00	$19.00	$19.00	$19.00	-	-
710TP Mounting package 2-1/4"	650166	.[Finish]	-	$19.00	$19.00	$19.00	$19.00	$19.00	-	-
718C/NL-R/V Mounting package 1-3/4"	650169	.[Finish]	-	$19.00	$19.00	$19.00	$19.00	$19.00	-	-
718C/NL-R/V Mounting package 2-1/4"	650170	.[Finish]	-	$19.00	$19.00	$19.00	$19.00	$19.00	-	-
718NL-C Mounting package 1-3/4"	650173	.[Finish]	-	$41.00	$41.00	$41.00	$41.00	$41.00	-	-
718NL-C Mounting package 2-1/4"	650174	.[Finish]	-	$41.00	$41.00	$41.00	$41.00	$41.00	-	-
718C-CV Mounting package 1-3/4"	650177	.[Finish]	-	$41.00	$41.00	$41.00	$41.00	$41.00	-	-
718C-CV Mounting package 2-1/4"	650178	.[Finish]	-	$41.00	$41.00	$41.00	$41.00	$41.00	-	-
718DT Mounting package 1-3/4"	650181	.[Finish]	-	$15.00	$15.00	$15.00	$15.00	$15.00	-	-
718DT Mounting package 2-1/4"	650182	.[Finish]	-	$15.00	$15.00	$15.00	$15.00	$15.00	-	-
718TP Mounting package 1-3/4"	650185	.[Finish]	-	$15.00	$15.00	$15.00	$15.00	$15.00	-	-
718TP Mounting package 2-1/4"	650186	.[Finish]	-	$15.00	$15.00	$15.00	$15.00	$15.00	-	-
711/712/719 Mounting package 1-3/4"	650189	.[Finish]	$15.00	-	-	-	-	-	-	-
711/712/719 Mounting package 2-1/4"	650190	.[Finish]	$15.00	-	-	-	-	-	-	-
F-24 CWDC SERV Mounting package	650327	.[Finish]	$88.00	-	-	-	-	-	-	-
700/900 NL Spring package	600339	.[Finish]	$16.00	-	-	-	-	-	-	-
Shear pin (package of 5)	600283	.[Finish]	$16.00	-	-	-	-	-	-	-
Knob assembly	600298	.[Finish]	-	$259.00	$246.00	$240.00	$233.00	-	$187.00	$201.00
Dane lever kit	600299	.[Finish]	-	$190.00	$182.00	$180.00	$178.00	-	$139.00	$145.00
Sutro lever kit	600300	.[Finish]	-	$190.00	$182.00	$180.00	$178.00	-	$139.00	$145.00
Quantum lever kit	600301	.[Finish]	-	$190.00	$182.00	$180.00	$178.00	-	$139.00	$145.00
Avalon lever kit	600337	.[Finish]	-	$309.00	$226.00	$309.00	$226.00	-	$224.00	$226.00
Latitude lever kit	050988	.[Finish]	$190.00	$190.00	$180.00	$182.00	$178.00	-	$139.00	$145.00
Longitude lever kit	050989	.[Finish]	$190.00	$190.00	$180.00	$182.00	$178.00	-	$139.00	$145.00
Danish lever kit	050990	.[Finish]	$190.00	$190.00	$180.00	$182.00	$178.00	-	$139.00	$145.00
Broadway lever kit	050991	.[Finish]	$190.00	$190.00	$180.00	$182.00	$178.00	-	$139.00	$145.00
Boardwalk lever kit	050992	.[Finish]	$190.00	$190.00	$180.00	$182.00	$178.00	-	$139.00	$145.00

605	606	612	613	619	622	625	626
US3	US4	US10	US10B	US15	US19	US26	US26D

628	629	630	643e	689	695	710	711
US28	US32	US32D	-	SP28	SP313	313	DC35

PARTS

PARTS MAINTENANCE KIT

Description	Part number	Price
24/25 Maintenance kit (See below for what is supplied in Kit)	650277	$2,492.00

REFILL PARTS/PACKAGES

Description	BHMA Finish	Kit contents qty	Part number	Refill Price each
299 Strike US19	622	5	299 Strike	$85.00
325 Sex Bolt, 1/4-20 US32D (package of 2)	630	10	325 SNB	$38.00
425 Sex Bolt, 10-24 US32D (package of 2)	630	10	425 SNB	$38.00
CD/EA/KOR Cylinder retaining bracket	-	30	4208	$15.00
512/718 Lever washer (package of 10)	-	1	060126	$15.00
Cylinder nut BRS	-	10	3894-000	$15.00
Rod guide kit US32D	630	6	650311	$76.00
Rod guide kit SP28	689	2	650311	$72.00
Rod guide kit SP313	695	2	650311	$76.00
Hex dogging key 5/32" (package of 10)	-	1	090085	$101.00
512 Mounting package US4 1-3/4" door	606	2	650231	$15.00
512 Mounting package US10B 1-3/4" door	612	2	650231	$15.00
512 Mounting package US26D 1-3/4" door	625	6	650231	$15.00
24/25 End cap kit US32D 1-3/4" door	630	6	650294	$54.00
24/25 End cap kit US26D 1-3/4" door	626	2	650294	$50.00
24/25 End cap kit SP28 1-3/4" door	689	1	650294	$42.00
24/25 End cap kit SP313 1-3/4" door	695	1	650294	$47.00
511 Trim shear pin (package of 5)	-	6	600283	$16.00
24 Device plastic mounting template	-	2	640001	$15.00
25 Device plastic mounting template	-	2	640002	$15.00
510/513 Trim shear pin (package of 10)	-	3	650267	$34.00
8500 Lock housing screws (package of 10)	-	2	060112	$15.00
24/25-C Latch screw (package of 10)	-	5	060113	$15.00
Rod guide screws (package of 10)	-	3	060114	$15.00
510/511/512/513 Back plate screws (package of 10)	-	5	060119	$15.00
25 Lift finger screws (package of 2)	-	10	600309	$16.00
8500 Lock face screws US3, US4, US10	605, 606, 612	10	600173	$15.00
8500 Lock face screws US26D, US32D	626, 630	10	600173	$15.00
8500 Lock face screws US10B	613	10	600173	$15.00
8500 Lock backplate screws (package of 10)	-	5	060120	$15.00
24/25-V Latch cover screws US26D, US28, US32D (package of 10)	626, 628, 630	5	060121	$15.00
24/25-V Latch cover screws US3, US4, US10 (package of 10)	605, 606, 612	5	060121	$15.00
24/25-V Latch cover screws US10B (package of 10)	613	5	060121	$15.00
Electric option dogging screw (package of 10)	-	5	060123	$15.00
K-NL/L-NL Spindle cam screw (package of 10)	-	2	060122	$17.00
K/L/TL Trim lock nut (package of 10)	-	1	060124	$15.00
24/25 Channel screw (package of 10)	-	3	600305	$23.00
Cotter key 1/8" x 1" (package of 10)	-	5	060111	$20.00
Cylinder nut tool (package of 5)	-	2	600279	$29.00

605	606	612	613	619	622	625	626
US3	US4	US10	US10B	US15	US19	US26	US26D

628	629	630	643e	689	695	710	711
US28	US32	US32D	-	SP28	SP313	313	DC35

PARTS

REFILL PARTS/PACKAGES

Description	BHMA Finish	Kit contents qty	Part number	Refill Price each
FSE/FSE Trim pivot pin (package of 10)	-	2	060125	$15.00
24/25 Pushbar guide (package of 2)	-	10	600319	$17.00
25 Trim cylinder locknut	-	10	600278	$17.00
25 Center case mounting screws (package of 10)	-	5	060117	$15.00
24 Center case housing screws (package of 10)	-	5	060118	$15.00
25-R/M Device mounting screws (package of 10)	-	5	060116	$15.00
FSA/FSE Trim screws (package of 10)	-	5	060115	$15.00
24/25 Center case cover screws US3 (package of 4)	605	12	600307	$17.00
24/25 Center case cover screws US4 (package of 4)	606	12	600307	$17.00
24/25 Center case cover screws US10 (package of 4)	612	12	600307	$17.00
24/25 Center case cover screws US10B (package of 4)	613	12	600307	$17.00
24/25 Center case cover screws US26D, US32D, SP28 (package of 4)	626, 630, 689	12	600307	$17.00
510/513 Spindle cam ret. ring (package of 10)	-	2	600277	$16.00
25 Housing plate screws (package of 2)	-	2	600308	$16.00
299 Strike shim	-	20	970321	$19.00

25 SERIES
24 SERIES
19 SERIES
20 SERIES
1690/1790 SERIES
1490/1590 SERIES
2390 SERIES
1990/2090 SERIES
ACCESSORIES

EXPLODED VIEW

(F)24-R RIM EXIT DEVICE

Panic and Fire

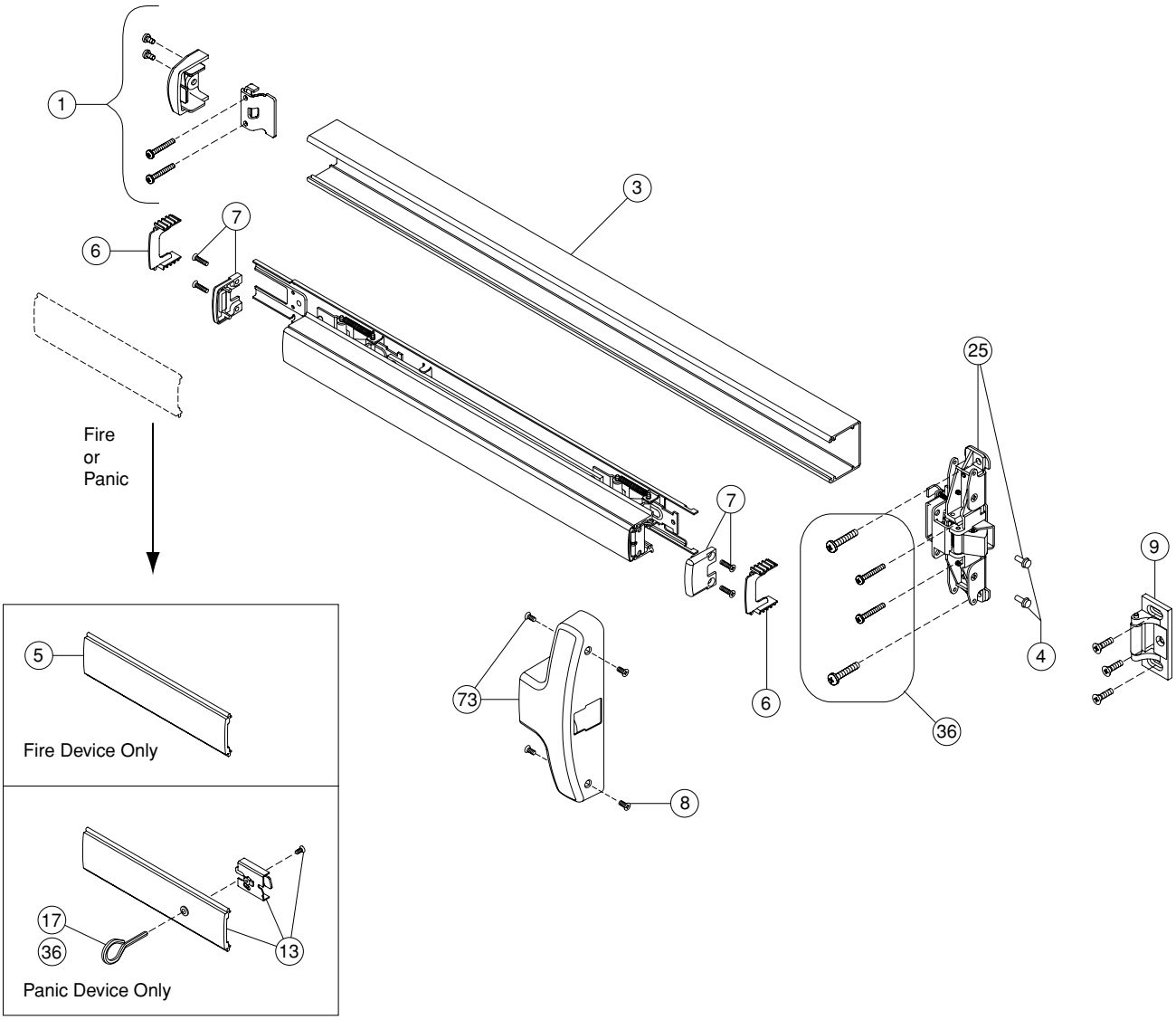

NO.	QTY.	PART NO.	DESCRIPTION	PACKAGE CONTENTS	NOTES
1	1	650294	24 Channel end cap kit 1-3/4" door	1- Channel end cap	A
				2- #10-24 x 3/8" PPHMS	
				1- Channel end cap bracket	
				2- #10-24 x 1" PPHMS	
				2- #10 x 1-1/4" PPHSMS	
		650348	24 Channel end cap kit 2-1/4" door	1- Channel end cap	A
				2- #10-24 x 3/8" PPHMS	
				1- Channel end cap bracket	
				2- #10-24 x 1" PPHMS	
				2- #10 x 1-1/4" PPHSMS	

* Item(s) not shown.

A Specify by finish: 605, 606, 612, 625, 626, 628, 629, 630, 710.

EXPLODED VIEW

(F)24-R RIM EXIT DEVICE

NO.	QTY.	PART NO.	DESCRIPTION	PACKAGE CONTENTS	NOTES
3	1	661408	24 Channel 3'		A
		661409	24 Channel 4'		
4	1	600305	24 Channel screw package	10- #10-16 x 1/2" Hex washer head taptite	
5	1	650121	F-24 Channel cover 3'		A
		650122	F-24 Channel cover 4'		
6	1	600319	24 Pushbar guide package	2- Pushbar guide	
7	1	600310	24 Pushbar end cap kit	2- Pushbar End cap	A
				4- #8-18 x 3/4" FPHSMS	
8	1	600307	Center case cover screw package	4- #8-18 x 3/8" UFPHSMS	A
9	1	299	299 Strike		
13	1	650187	24 Hex dogging kit 3'	1- Panic channel cover 1- Dogging subassembly 1- #8-32 x 3/8" UFPHMS	A
		650188	24 Hex dogging kit 4'		
17	1	090085	Hex dogging key 5/32" (package of 10)		
25	1	650234	F-24-R Center case kit	2- #10-16 x 1/2" Hex washer head taptite	
36	1	650324	F-24-R Mounting package 1-3/4" door	2- #10 x 1-1/4" PPHSMS	*
				2- #14 x 1" PPHSMS	*
				2- 1/4 - 20 x 3/4" PPHMS	
				2- 10-24 x 11/2" PPHMS	
				1- Dogging key	
	1	650302	F-24-R Mounting package 2-1/4" door	2- #10 x 1-1/4" PPHSMS	*
				2- #14 x 1" PPHSMS	*
				2- 1/4 - 20 x 1-1/4" PPHMS	*
				2- #10-24 x 2" PPHMS	*
73	1	650247	24-R Center case cover kit	1- Center case cover	A
		650249	F-24-R Center case cover kit	4- #8-18 x 3/8" UFPHSMS	

* Item(s) not shown.

A Specify by finish: 605, 606, 612, 625, 626, 628, 629, 630, 710.

25 SERIES
24 SERIES
19 SERIES
20 SERIES
1690/1790 SERIES
1490/1590 SERIES
2390 SERIES
1990/2090 SERIES
ACCESSORIES

EXPLODED VIEW

(F)24-V SURFACE VERTICAL ROD EXIT DEVICE

Panic and Fire

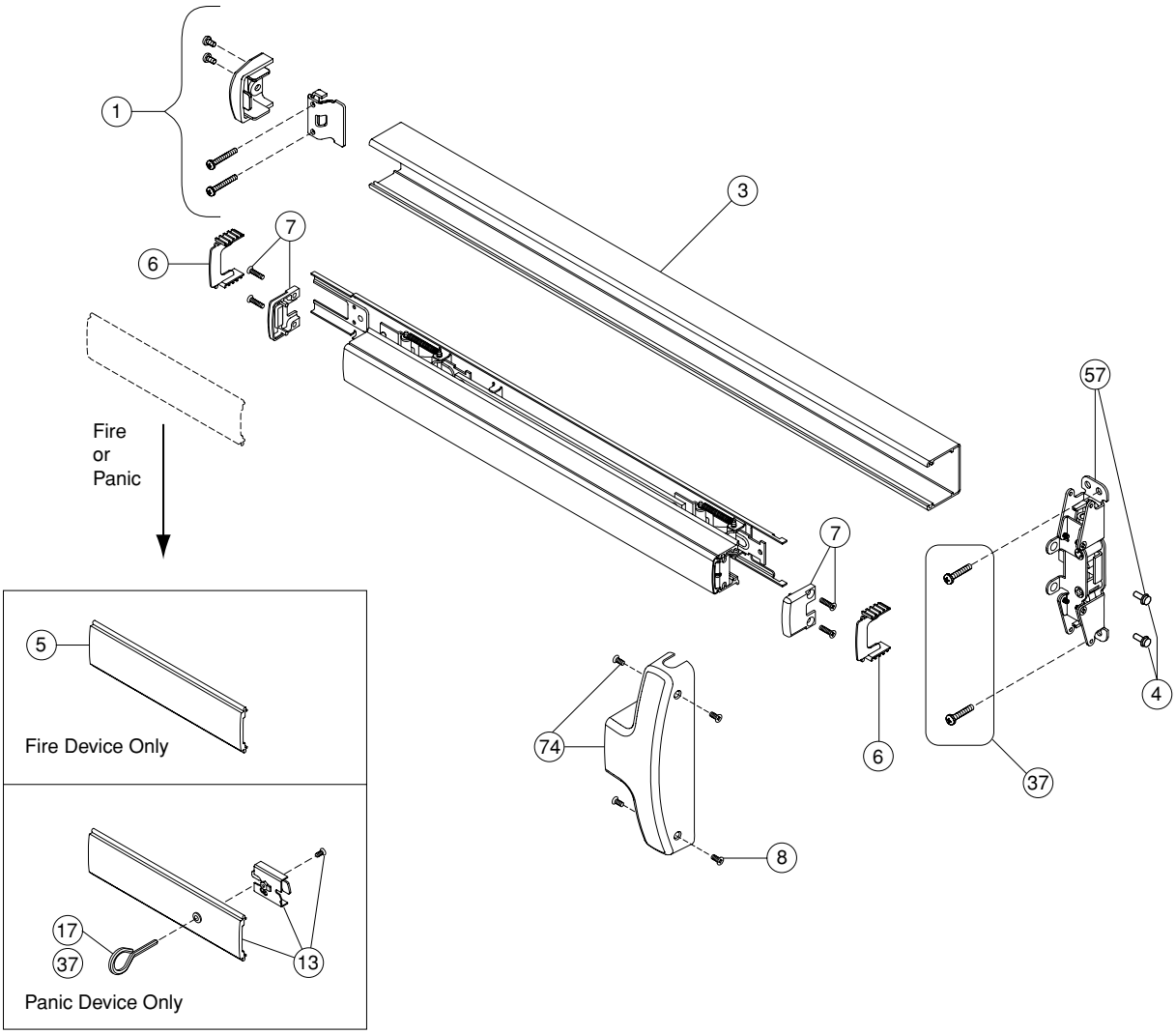

NO.	QTY.	PART NO.	DESCRIPTION	PACKAGE CONTENTS	NOTES
1	1	650294	24 Channel end cap kit 1-3/4" door	1- Channel end cap	A
				2- #10-24 x 3/8" PPHMS	
				1- Channel end cap bracket	
				2- #10-24 x 1" PPHMS	
				2- #10 x 1-1/4" PPHSMS	
	1	650348	24 Channel end cap kit 2-1/4" door	1- Channel end cap	A
				2- #10-24 x 1" PPHMS	
				1- Channel end cap bracket	
				2- #10-24 x 1" PPHMS	
				2- #10 x 1-1/4" PPHSMS	
3	1	661408	24 Channel 3'		A
		661409	24 Channel 4'		

* Item(s) not shown.

A Specify by finish: 605, 606, 612, 625, 626, 628, 629, 630, 710.

EXPLODED VIEW

(F)24-V SURFACE VERTICAL ROD EXIT DEVICE

NO.	QTY.	PART NO.	DESCRIPTION	PACKAGE CONTENTS	NOTES
4	1	600305	24 Channel screw package	10- #10-16 x 1/2" Hex washer head taptite	
5	1	650121	F-24 Channel cover 3'		A
		650122	F-24 Channel cover 4'		
6	1	600319	24 Pushbar guide package	2- Pushbar guide	
7	1	600310	24 Pushbar end cap kit	2- Pushbar End cap	A
				4- #8-18 x 3/4" FPHSMS	
8	1	600307	Center case cover screw package	4- #8-18 x 3/8" UFPHSMS	A
13	1	650187	24 Hex dogging kit 3'	1- Panic Channel cover 1- Dogging subassembly 1- #8-32 x 3/8" UFPHMS	A
		650188	24 Hex dogging kit 4'		
17	1	090085	24 Panic hex dogging key 5/32" (package of 10)		
37	1	650304	24-V Mounting package 1-3/4" - 2-1/4" door	4- #10 x 1-1/4" PPHSMS	*
				2- #10 x 1-1/4" FPHSMS	*
				2- #14 x 1" PPHSMS	*
				1- 1/8 x 1" Cotter key	*
				1- Dogging key	
		650325	F-24-V Mounting package 1-3/4" door	2- #10-24 x 3/4" PPHMS	*
				4- #10-24 x 3/4" FPHMS	*
				2- 1/4-20 x 3/4" PPHMS	
				1- 1/8 x 1" Cotter key	*
		650201	F-24-V Mounting package 2-1/4" door	2- #10-24 x 1-1/4" PPHMS	*
				4- #10-24 x 1-1/4" FPHMS	*
				2- 1/4-20 x 1-1/4" PPHMS	*
				1- 1/8" x 1" Cotter key	*
57	1	650236	F-24-V Center case kit	1- Center case	A
				2- #10-16 x 1/2" Hex washer head taptite	
74	1	650251	F-24-V Center case cover kit	1- Center case Cover	A
				4- #8-18 x 3/8" UFPHSMS	

* Item(s) not shown.

A Specify by finish: 605, 606, 612, 625, 626, 628, 629, 630, 710.

25 SERIES
24 SERIES
19 SERIES
20 SERIES
1690/1790 SERIES
1490/1590 SERIES
2390 SERIES
1990/2090 SERIES
ACCESSORIES

EXPLODED VIEW

(F)24-V SURFACE VERTICAL RODS AND LATCHES

Panic and Fire

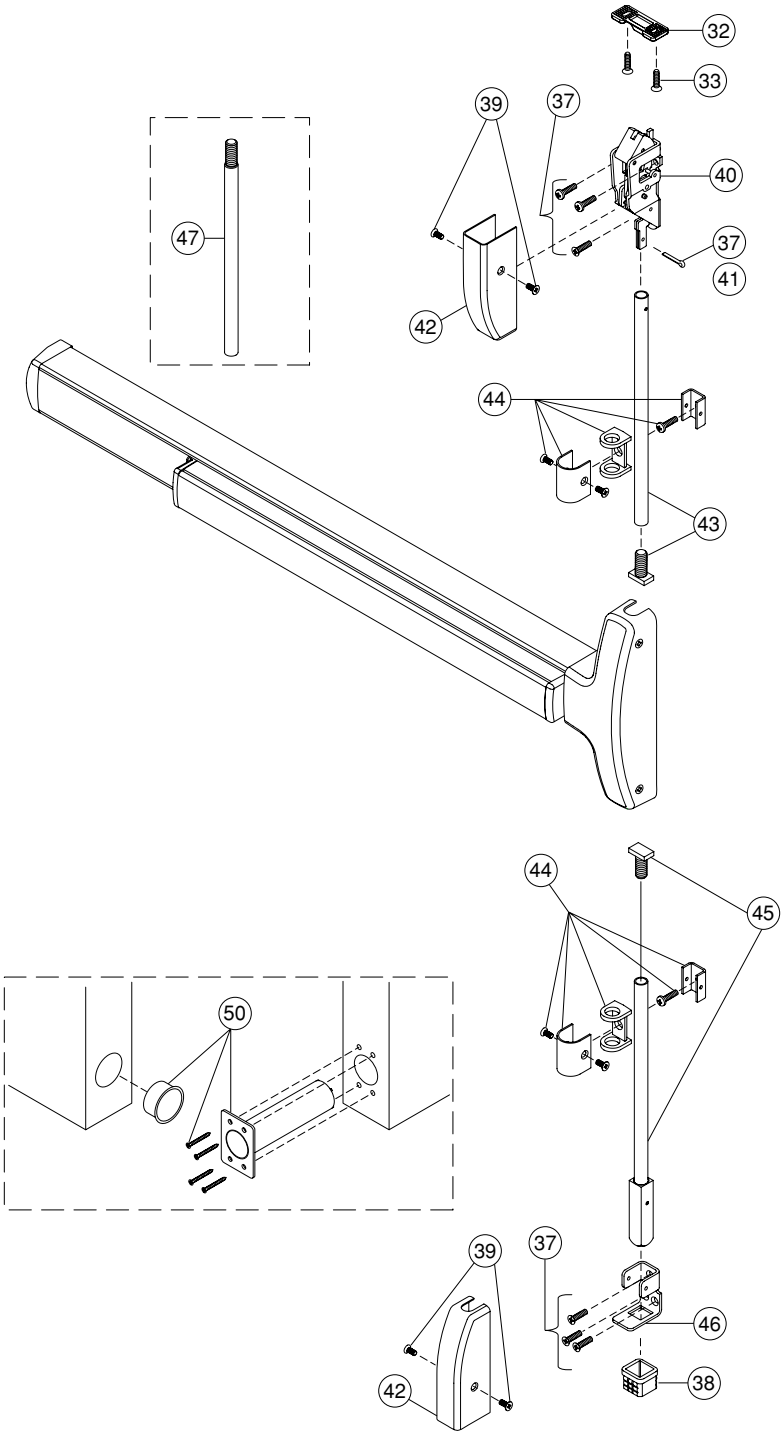

EXPLODED VIEW

(F)24-V SURFACE VERTICAL RODS AND LATCHES

NO.	QTY.	PART NO.	DESCRIPTION	PACKAGE CONTENTS	NOTES
32	1	3788	Vertical rod top strike		A
33	2	660002	#10 x 1-1/4" FPHSMS		
37	1	650304	24-V Mounting package 1-3/4" - 2-1/4" door	2- #10 x 1-1/4" PPHSMS	*
				4- #10 x 1-1/4" FPHSMS	*
				2- #14 x 1" PPHSMS	*
				1- 1/8 x 1" Cotter key	
				1- Dogging key	*
		650325	F-24-V Mounting package 1-3/4" door	2- #10-24 x 3/4" PPHMS	*
				4- #10-24 x 3/4" FPHMS	
				2-1/4-20 x 3/4" PPHMS	*
				1- 1/8 x 1" Cotter key	
		650201	F-24-V Mounting package 2-1/4" door	2- #10-24 x 1-1/4" PPHMS	*
				4- #10-24 x 1-1/4" FPHMS	*
				2-1/4-20 x 1-3/4" PPHMS	*
				1- 1/8" x 1" Cotter key	
39	1	650336	24-V Latch case cover screw package	4- #8-32 x 1/4" UFPHMS	
40	1	650389	24-V Top latch case - Panic		
		650375	24-V Top latch case - fire		
41	1	060111	1/8" x 1" Cotter key package of 10		
42	2	650202	24-V Latch case cover		C
43	1	4450	24-V Top rod kit		C
44	2	650311	24-V Rod guide kit		D
45	1	610056	24-V Bottom bolt kit		C
46	1	650387	24-V Bottom guide assembly (screws not included)		
47	1	650006	Vertical extension rod 12"		B
		650007	Vertical extension rod 24"		
		650008	Vertical extension rod 36"		
50	1	5494	F-24-C Auxiliary fire pin kit (Less bottom rod applications only)		

* Item(s) not shown.
A For Flush Transom applications, specify part number 4215-019 angle bracket.
B Specify by finish: 605, 606, 612, 613, 629, 630, 689, 695.
C Specify by finish: 605, 606, 612, 625, 626, 629, 630, 689, 695.
D Specify by finish: 605, 606, 612, 625, 629, 630, 689, 695.

25 SERIES
24 SERIES
19 SERIES
20 SERIES
1690/1790 SERIES
1490/1590 SERIES
2390 SERIES
1990/2090 SERIES
ACCESSORIES

EXPLODED VIEW

(F)24-C CONCEALED VERTICAL ROD EXIT DEVICE

Panic and Fire

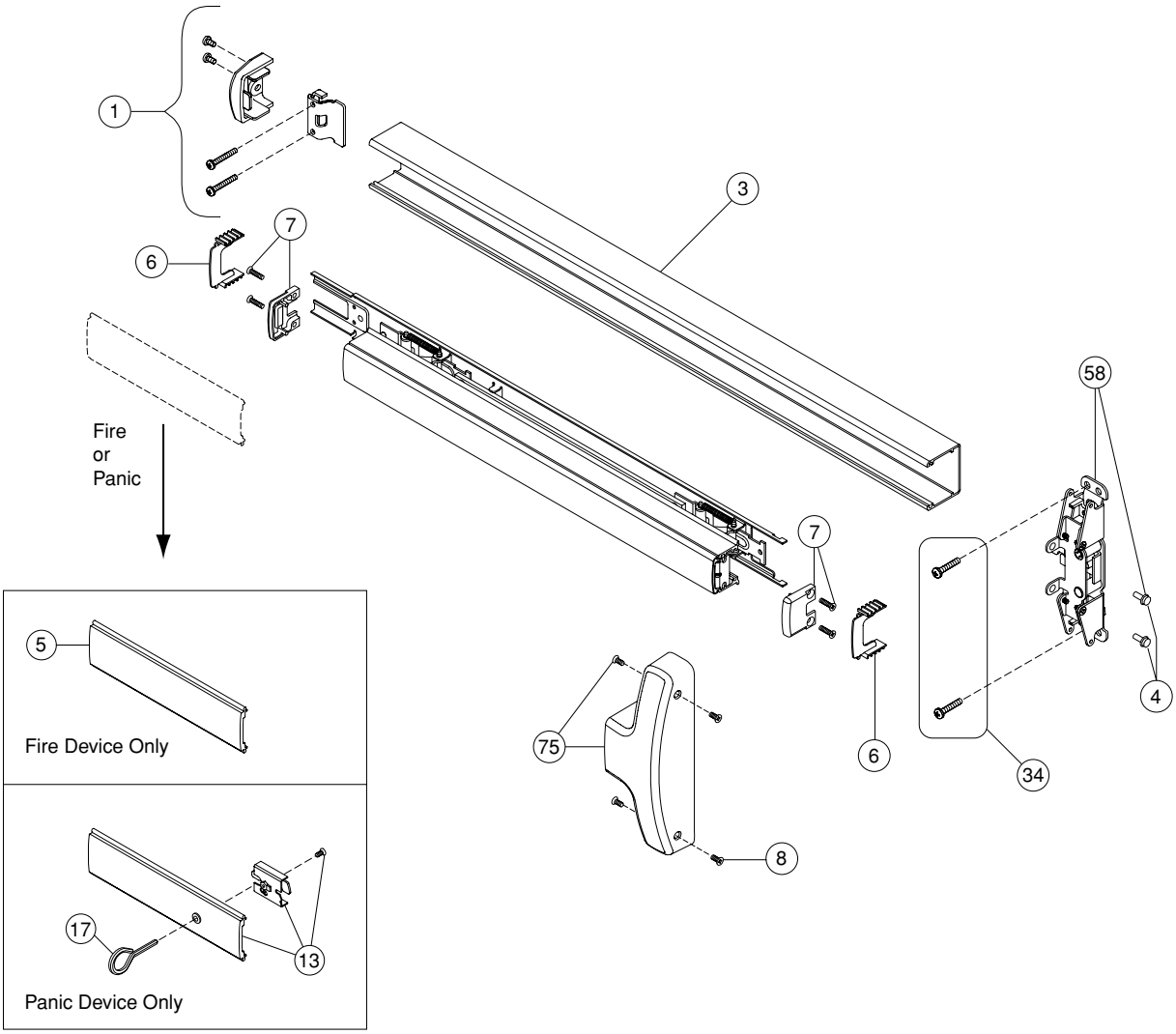

NO.	QTY.	PART NO.	DESCRIPTION	PACKAGE CONTENTS	NOTES
1	1	650294	24 Channel end cap kit 1-3/4" door	1- Channel end cap	A
				2- #10-24 x 3/8" PPHMS	
				1- Channel end cap bracket	
				2- #10-24 x 1" PPHMS	
				2- #10 x 1-1/4" PPHSMS	
	1	650348	24 Channel end cap kit 2-1/4" door	1- Channel end cap	A
				2- #10-24 x 3/8" PPHMS	
				1- Channel end cap bracket	
				2- #10-24 x 1" PPHMS	
				2- #10 x 1-1/4" PPHSMS	
3	1	661408	24 Channel 3'		A
		661409	24 Channel 4'		

A Specify by finish: 605, 606, 612, 625, 626, 628, 629, 630, 710.

EXPLODED VIEW

(F)24-C CONCEALED VERTICAL ROD EXIT DEVICE

NO.	QTY.	PART NO.	DESCRIPTION	PACKAGE CONTENTS	NOTES
4	1	600305	24 Channel screw package	10- #10-16 x 1/2" Hex washer head taptite	
5	1	650121	F-24 Channel cover 3'		A
		650122	F-24 Channel cover 4'		
6	1	600319	24 Pushbar guide package	2- Pushbar guide	
7	1	600310	24 Pushbar end cap kit	2- Pushbar end cap	A
				4- #8-18 x 3/4" FPHSMS	
8	1	600307	24 Center case cover screw package	4- #8-18 x 3/8" UFPHSMS	A
13	1	650187	24 Hex dogging kit 3'	1- Panic Channel cover 1- Dogging subassembly 1- #8-32 x 3/8" UFPHMS	A
		650188	24 Hex dogging kit 4'		
17	1	090085	24 Panic hex dogging key 5/32" package of 10		
34	Included with C, F-24-C, and F-24-C-WDC mounting packages.				
35					
58	1	650238	F-24-C Center case kit RHR	1- Center case	
		090978	F-24-C Center case kit LHR	2- #10-16 x 1/2" Hex washer head taptite	
75	1	650253	F-24-C Center case cover kit	1- Center case	A
				4- #8-18 x 3/8" UFPHSMS	

A Specify by finish: 605, 606, 612, 625, 626, 628, 629, 630, 710.

EXPLODED VIEW

(F)24-C AND (F)24-C-WDC-90 CONCEALED VERTICAL RODS AND LATCHES

Metal door: Panic and Fire
Wood door: 90 minute Fire device

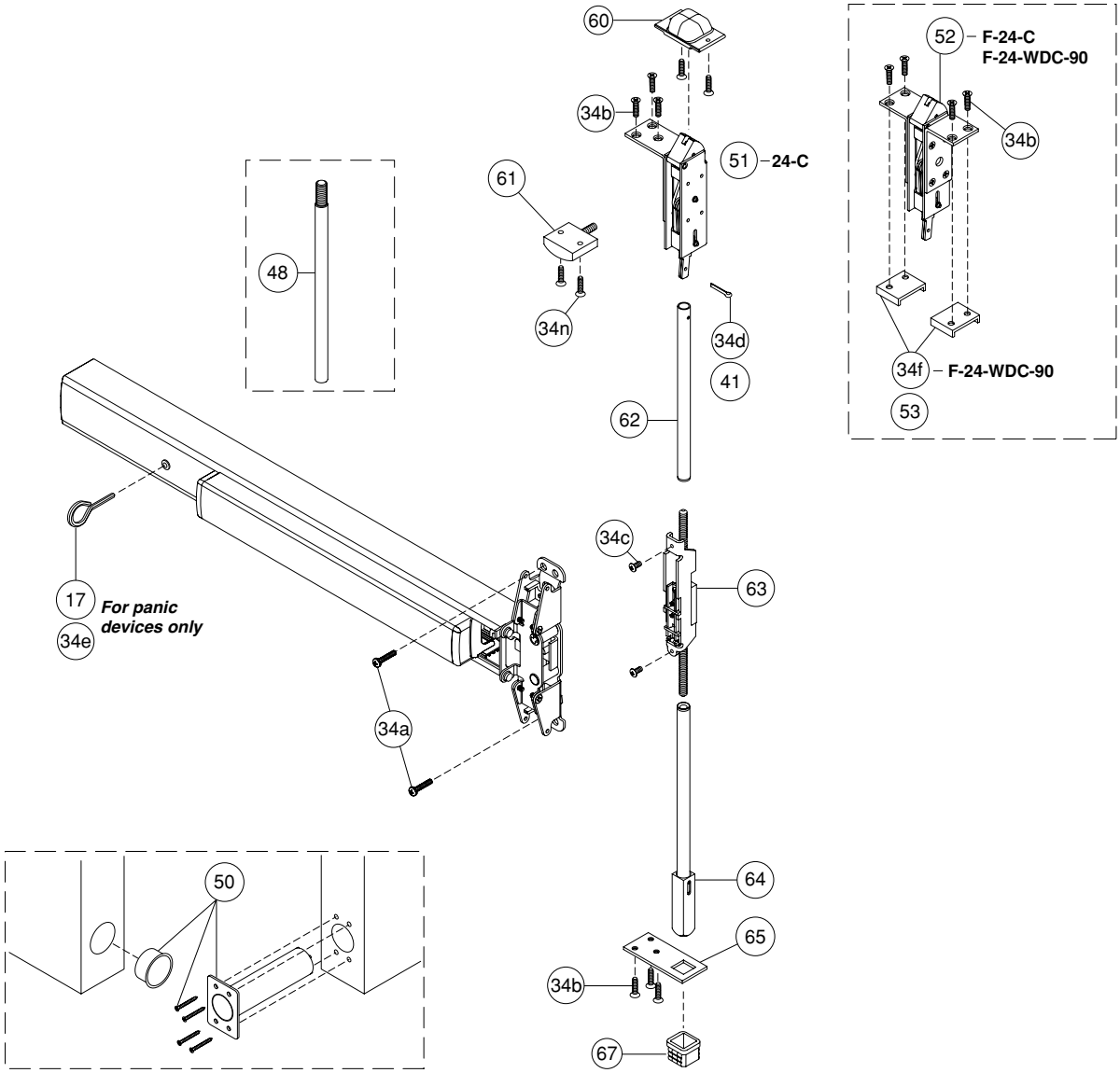

NO.	QTY.	PART NO.	DESCRIPTION	PACKAGE CONTENTS		NOTES
17	1	090085	24 Panic hex dogging key 5/32" (package of 10)			
34	1	650317	F-24-C Mounting package 1-3/4" door	34a	8- #10-24 x 3/4" PPHMS	
				34b	7- #10-24 x 3/4" FPHMS	
				34c	2- #8-32 x 3/8" UFPHMS	
				34d	1- 1/8 x 1" Cotter key	
				—	2- 1/4-20 x 3/4" PPHMS	*

* Item(s) not shown.
A Specify by finish: 605, 606, 612, 625, 626, 629, 630, 689, 710

EXPLODED VIEW

(F)24-C AND (F)24-C-WDC-90 CONCEALED VERTICAL RODS AND LATCHES

NO.	QTY.	PART NO.	DESCRIPTION	PACKAGE CONTENTS		NOTES
34	1	650318	24-C Mounting package 1-3/4" door	34a	8- #10 x 1-1/4" PPHSMS	
				34b	6- #10-24 x 3/4" FPHMS	
				34c	2- #8-32 x 3/8" UFPHMS	
				34d	1- 1/8 x 1" Cotter key	
				34e	1- Dogging key	
				—	2- #14 x 1" PPHSMS	*
		650327	F-24-C-WDC 90 Minute mounting package 1-3/4" door	34a	4- #10 x 1-1/4" PPHSMS	
				34b	3- #10 x 1-1/4" FPHSMS	
				34c	2- #8-32 x 3/8" UFPHMS	
				34d	1- 1/8 x 1" Cotter key	
				34f	2- Latch bracket	
				—	2- 1/4-20 x 3/4" PPHMS	*
				34n	6- #10-24 x 3/4" FPHMS	
		650300	24-C Mounting package 2-1/4" door	34a	8- #10 x 1-1/4" PPHSMS	
				34b	6- #10-24 x 1-1/4" FPHMS	
				34c	2- #8-32 x 3/8" UFPHMS	
				34d	1- 1/8 x 1" Cotter key	
				34e	1- Dogging key	
				—	2- #14 x 1" PPHSMS	*
		650346	F-24-C Mounting package 2-1/4" door	34a	8- #10-24 x 1-1/4" PPHMS	
				34b	7- #10-24 x 1-1/4" FPHMS	
				34c	2- #8-32 x 3/8" UFPHMS	
				34d	1- 1/8 x 1" Cotter key	
				—	2- 1/4-20 x 1-1/4" PPHMS	*
41	1	060111	1/8 x 1" Cotter key package of 10			
48	1	650017	Concealed vertical extension rod 12"			
		650018	Concealed vertical extension rod 24"			
		650019	Concealed vertical extension rod 36"			
50	1	5494	F-24-C Auxiliary fire pin kit (Less bottom rod application only)			
51	1	603L	24-C, C-WDC Top latch case - LHR			
	1	603R	24-C, C-WDC Top latch case - RHR			
52	1	F603	F-24-C, C-WDC Top latch case			
53	2	4694	F-24-C-WDC Latch bracket			
60	1	4188	Concealed vertical top rod strike			
61	1	650339	F-24-C, F-24-C-WDC Top latch release kit			A
62	1	610061	F-24-C, F-24-C-WDC Top rod kit			
63	1	650351	F-24-C, F-24-C-WDC Center slide assembly			
64	1	610057	F-24-C, F-24-C-WDC Bottom rod kit			
65	1	4567	24-C Bottom bolt guide			
67	1	2130	Vertical rod bottom strike			

* Item(s) not shown.

A Specify by finish: 605, 606, 612, 625, 626, 629, 630, 689, 710

EXPLODED VIEW

24-C-WDC AND (F)24-C-WDC-20 CONCEALED VERTICAL RODS AND LATCHES

Wood door: Panic devices
Wood door: 20 minute Fire device
F-25-C-WDC-20 device shown

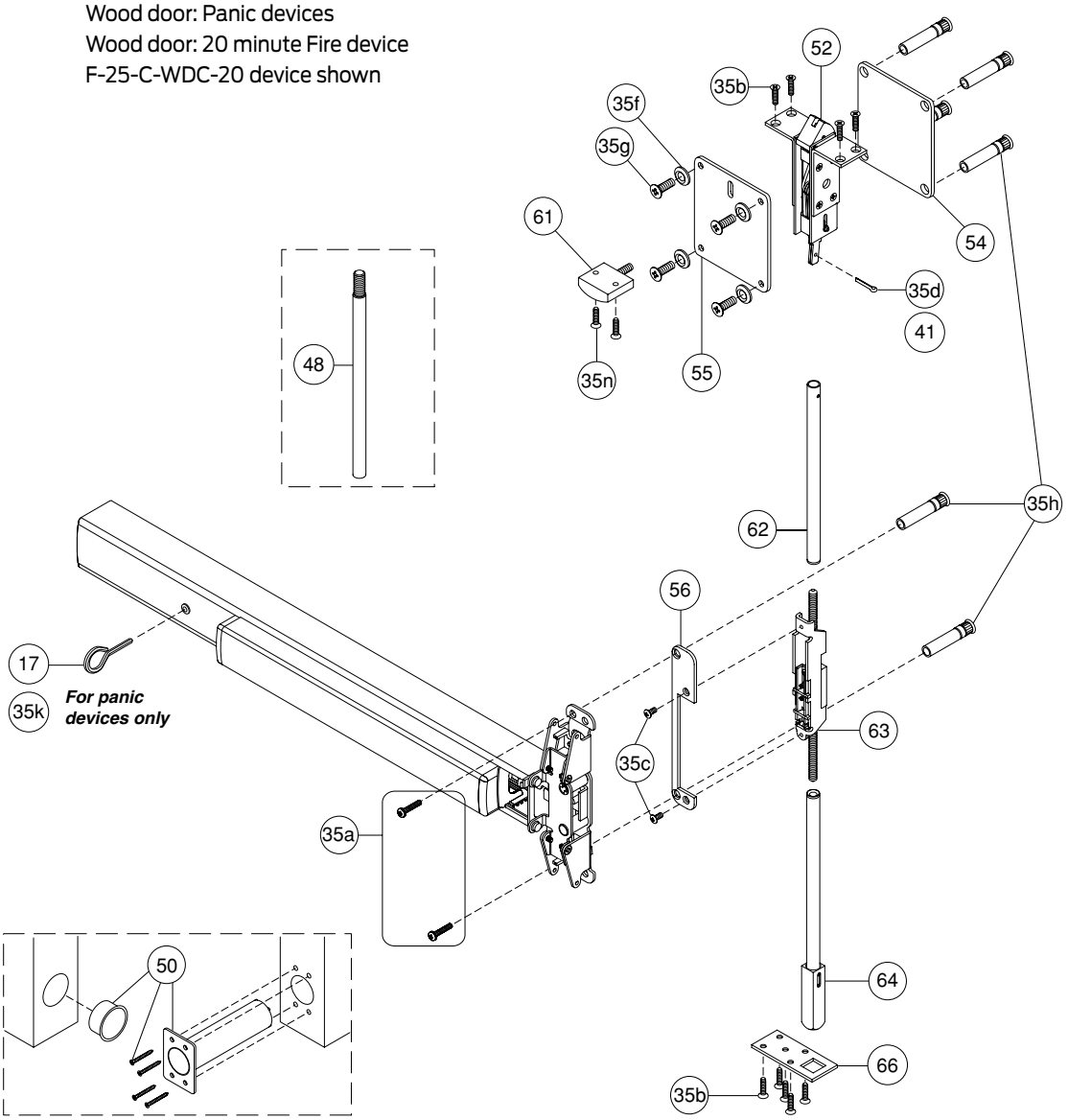

NO.	QTY.	PART NO.	DESCRIPTION	PACKAGE CONTENTS		NOTES
17	1	090085	24 Panic hex dogging key 5/32" (package of 10)			
35	1	650326	24-C-WDC Mounting package 1-3/4" door	35a	2- 1/4-20 x 3/4" PPHMS	A
				—	4- #10-24 x 1" PPHMS*	
				35b	11- #10 x 1-1/4" FPHSMS	
				35c	2- #8-32 x 3/8" UFPHMS	
				—	2- 3/4" CS Plate mounting screw*	
				35d	1- 1/8 x 1" Cotter key	
				35f	4- 1/4" CS Finish washer	

F-24-C-WDC-20 is no longer available for purchase. Parts listed for installed SERVICE ONLY.

* Item(s) not shown.
A Specify by finish: 605, 606, 612, 625, 626, 629, 630, 689, 710

EXPLODED VIEW

24-C-WDC AND (F)24-C-WDC-20 CONCEALED VERTICAL RODS AND LATCHES

NO.	QTY.	PART NO.	DESCRIPTION	PACKAGE CONTENTS		NOTES
35	1	650326	24-C-WDC Mounting package 1-3/4" door	35g	4- 1/4-20 x 3/4" FPHMS	A
				35h	6- 1/4-20 Sex bolt	
				35k	1- Dogging key	
				35n	2- #10-24 x 3/4" FPHMS	
				—	2- #10-24 x 3/4" FPHMS*	
		650327	F-24-C-WDC 20 Minute Mounting package 1-3/4" door	35a	2- 1/4-20 x 3/4" PPHMS	A
				35b	11- #10 x 1-1/4" FPHSMS	
				35c	2- #8-32 x 3/8" UFPHMS	
				35d	1- 1/8 x 1" Cotter key	
				—	2- 3/4" CS Plate mounting screw*	
				35f	4- 1/4" CS Finish washer	
				35g	4- 1/4-20 x 3/4" FPHMS	
				35h	6- 1/4-20 Sex bolt	
				—	4- #10-24 x 1" PPHMS*	
				35n	2- #10-24 x 3/4" FPHMS	
				—	2- #10-24 x 3/4" FPHMS*	
		650298	24-C-WDC Mounting package 2-1/4" door	35a	2- 1/4-20 x 1-1/4" PPHMS	A
				—	4- #10-24 x 1" PPHMS*	
				35b	11- #10 x 1-1/4" FPHSMS	
				35c	2- #8-32 x 3/8" UFPHMS	
				—	2- #8-32 x 3/8" UFPHMS*	
				35d	1- 1/8 x 1" Cotter key	
				—	2- 3/4" CS Plate mounting screw*	
				35f	4- 1/4-20 x 1-1/4" FPHMS	
				35g	4- 1/4" CS Finish washer	
				35h	6- 1/4-20 Sex bolt	
				35n	2- #10-24 x 3/4" FPHMS	
41	1	060111	1/8 x 1" Cotter key package of 10			
48	1	650017	Concealed vertical extension rod 12"			
		650018	Concealed vertical extension rod 24"			
		650019	Concealed vertical extension rod 36"			
49	1	WF603	F-24-C-WDC Top latch case			*
50	1	5494	F-24-C Auxiliary fire pin kit (Less bottom rod application only)			
54	1	4833	Top reinforcement plate			A
55	1	4834	Top reinforcement plate with access hole			A
56	1	47817268	F-24/25-C-WDC Plate			
61	1	650339	F-24-C, F-24-C-WDC Top latch release kit			A
62	1	610061	F-24-C, F-24-C-WDC Top rod subassembly			
63	1	650351	F-24-C, F-24-C-WDC Center slide assembly			
64	1	610057	F-24-C, F-24-C-WDC Bottom rod kit			
66	1	4835	24-C-WDC Bottom bolt guide			

F-24-C-WDC-20 is no longer available for purchase. Parts listed for installed SERVICE ONLY.

* Item(s) not shown.

A Specify by finish: 605, 606, 612, 625, 626, 629, 630, 689, 710

605	606	612	613	619	622	625	626
US3	US4	US10	US10B	US15	US19	US26	US26D

628	629	630	643e	689	695	710	711
US28	US32	US32D	-	SP28	SP313	313	DC35

19 SERIES

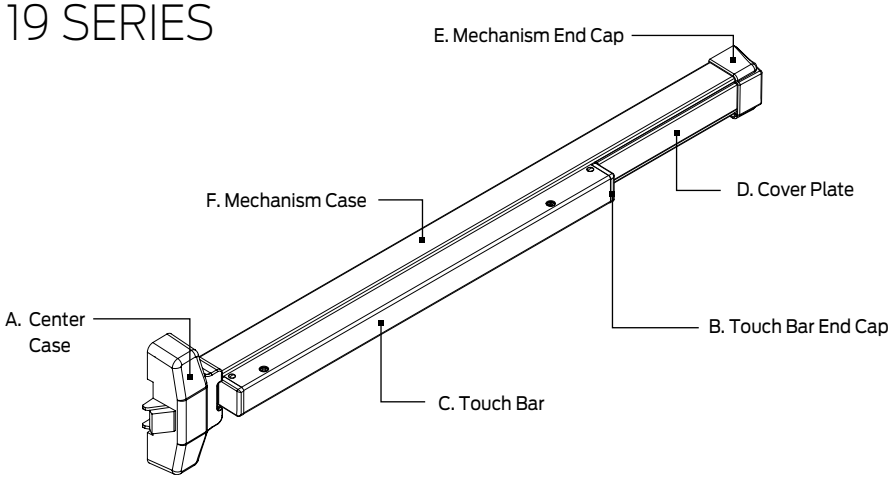

STANDARD FINISHES				
COLOR	US NUMBER	BHMA NUMBER	A, B, E	C, D, F
Bright Stainless	US32D	630	Black molded	Satin Stainless Steel, 630 (US32D)
Powder-Coated Aluminum	SP28	689	Black molded	Powder Coat, 689 (SP28)
Powder-Coated Dark Bronze	SP313	695	Black molded	Powder Coat, 695 (SP313)

19 SERIES SEX BOLT QUANTITIES			
APPLICATION	4122 SEX BOLT (SUPPLIED)	2729 SEX BOLT (SUPPLIED WD ONLY)	2729 SEX BOLT (OPTIONAL)
19-R	3		
F-19-R	3	2	
19-V	3		6
F-19-V	3	6	

TYPE OF DEVICE	
R: Rim device	V: Surface vertical rod

FUNCTION			
DT: Dummy Trim	EO: Exit Only	K: Knob	KBE: Knob Blank Escutcheon
KNL: Knob Night Latch	L: Lever, Dane Standard	LBE: Lever-Blank Escutcheon	LDT: Lever, Dummy Trim
LNL: Lever-Night Latch	NL: Night Latch, Key Retracts	NLOP: Night Latch, Opt. Pull	

RATING	
None: Panic Exit Device	F-: Fire Exit Device

DEVICE FINISH		
689: Powder-Coated Aluminum (SP28)	695: Powder-Coated Dark Bronze (SP313)	630: Bright Stainless Steel (US32D)

DEVICE LENGTH (FEET AND INCHES)	
3': 3' Device for doors from 2'5" up to 3' - Standard Default	4': 4' Device for doors from 3' up to 4'

DEVICE HANDING	
RHR (Right Hand Reverse)	LHR (Left Hand Reverse)

605	606	612	613	619	622	625	626
US3	US4	US10	US10B	US15	US19	US26	US26D

628	629	630	643e	689	695	710	711
US28	US32	US32D	-	SP28	SP313	313	DC35

19 SERIES

TRIM / CONTROL OPTIONS			
L: Less Trim	920: Trident Trim ✋	930: Centron Trim[2]	918: Control Trim
911K: Knob Control[1]	912L: Dane Lever Control[1]	914KIL: Key-In-Lever[1]	

✋ Must specify handing.
1. Handed and field reversible.
2. 930 series trim is available in 695 and 630 finishes only. 19 Series devices ordered in 689 finish paired with 930 trim are supplied with 630 finish trim.

LEVER STYLES (DANE LEVER STANDARD)			
Standard levers:	DAN: Dane	QUA: Quantum	SUT: Sutro

RODS FOR SURFACE VERTICAL DEVICES ONLY	
LBR: Less Bottom Rod	LBR-AFL: Less Bottom Rod w/Auxiliary Fire Pin

DOGGING OPTIONS	
LD: Less Dogging	CD: Cylinder Dogging

ACCESSIBLE DEVICE
AX: Accessible device compliant with the California Building Code (Section 11B-309.4) requirement for 5 lb. maximum operational force.

RIM STRIKE SERIES			
LS: Less Strike	F570: Standard Rim	F490: Optional Rim	565: Optional Rim
571: Optional Rim	571A: Optional Rim	F570: Standard Rim Fire	F490: Optional Rim Fire

VERTICAL ROD TOP STRIKE SERIES		
LTS: Less Top Strike	3788: Standard SV	3788: Standard SV Fire

VERTICAL ROD BOTTOM STRIKE SERIES			
LBS: Less Bottom Strike	2130: Standard SV	2130: Standard SV Fire	2155: Optional SV

DOOR MATERIAL			
ALD: Aluminum door	CPD: Composite door	HMD: Hollow metal door	WD: Wood door
SCDC: Steel channel door construction			

FRAME MATERIAL		
ALF: Aluminum frame	HMF: Hollow metal frame	WDF: Wood door frame

DOOR THICKNESS		
DT1-3/4: 1-3/4" (Standard)	DT2: 2" thickness	DT2-1/4: 2-1/4" thickness (Optional)

DOOR MODE/APPLICATION		
DE: Double egress doors	PR: Pair of doors	SGL: Single door

605	606	612	613	619	622	625	626
US3	US4	US10	US10B	US15	US19	US26	US26D

628	629	630	643e	689	695	710	711
US28	US32	US32D	-	SP28	SP313	313	DC35

19 SERIES

Rim devices

ACN							PRICE BASED ON FINISH			
Fire	Device type	Function	Finish	Device size	Handing	Lever design	689	695	630	Default trim, included
EXIT HARDWARE							**3' DEVICE PRICING SHOWN. 4' ADD $25.00 LIST**			
	19R .	EO	. [ ] . [ ]				$383	$383	$674	N/A
	19R .	DT	. [ ] . [ ]	. [ ]	. [ ]		$435	$435	$726	920DT ✋
	19R .	NL	. [ ] . [ ]	. [ ]	. [ ]		$473	$473	$764	920NL ✋
	19R .	EO	. [ ] . [ ]				$428	$428	$719	930EO[2]
	19R .	DT	. [ ] . [ ]				$435	$435	$726	930DT[2]
	19R .	NL	. [ ] . [ ]				$454	$454	$745	930NL
	19R .	C	. [ ] . [ ]				$445	$445	$736	930C
	19R .	DT	. [ ] . [ ]				$424	$424	$715	917DT
	19R .	DT	. [ ] . [ ]				$531	$531	$946	918DT
	19R .	NL	. [ ] . [ ]				$531	$531	$946	918NL
	19R .	K[1]	. [ ] . [ ]				$531	$531	$946	911K
	19R .	K-BE[1]	. [ ] . [ ]				$531	$531	$946	911K-BE
	19R .	K-NL[1]	. [ ] . [ ]	. [ ]	. [ ]		$531	$531	$946	911K-NL
	19R .	L[1]	. [ ] . [ ]	. [ ]	. [ ]		$589	$589	$991	912L
	19R .	L-BE[1]	. [ ] . [ ]	. [ ]	. [ ]		$589	$589	$991	912L-BE
	19R .	L-NL[1]	. [ ] . [ ]	. [ ]	. [ ]		$589	$589	$991	912L-NL
	19R .	L-DT[1]	. [ ] . [ ]	. [ ]	. [ ]		$589	$589	$991	912L-DT
	19R .	KIL-KD[1]	. [ ] . [ ]	. [ ]	. [ ]		$632	$632	$923	914KIL-KD W/CYL
	19R .	KIL-NL-KD[1]	. [ ] . [ ]	. [ ]	. [ ]		$632	$632	$923	914KIL-NL-KD W/CYL
	19R .	KIL-BE[1]	. [ ] . [ ]	. [ ]	. [ ]		$632	$632	$923	914KIL-BE
	19R .	KIL-IC[1]	. [ ] . [ ]	. [ ]	. [ ]		$691	$691	$982	914KIL-IC W/CYL
FIRE EXIT HARDWARE 🔥							**3' DEVICE PRICING SHOWN. 4' ADD $25.00 LIST**			
F .	19R .	EO	. [ ] . [ ]				$481	$481	$789	N/A
F .	19R .	DT	. [ ] . [ ]	. [ ]	. [ ]		$533	$533	$841	920DT ✋
F .	19R .	NL	. [ ] . [ ]	. [ ]	. [ ]		$571	$571	$879	920NL ✋
F .	19R .	EO	. [ ] . [ ]				$526	$526	$834	930EO[2]
F .	19R .	DT	. [ ] . [ ]				$533	$533	$841	930DT[2]
F .	19R .	NL	. [ ] . [ ]				$552	$552	$860	930NL
F .	19R .	C	. [ ] . [ ]				$543	$543	$851	930C
F .	19R .	DT	. [ ] . [ ]				$522	$522	$830	917DT
F .	19R .	DT	. [ ] . [ ]				$629	$629	$1,061	918DT
F .	19R .	NL	. [ ] . [ ]				$629	$629	$1,061	918NL
F .	19R .	K[1]	. [ ] . [ ]				$629	$629	$1,061	911K
F .	19R .	K-BE[1]	. [ ] . [ ]				$629	$629	$1,061	911K-BE
F .	19R .	K-NL[1]	. [ ] . [ ]	. [ ]	. [ ]		$629	$629	$1,061	911K-NL
F .	19R .	L[1]	. [ ] . [ ]	. [ ]	. [ ]		$687	$687	$1,106	912L
F .	19R .	L-BE[1]	. [ ] . [ ]	. [ ]	. [ ]		$687	$687	$1,106	912L-BE
F .	19R .	L-NL[1]	. [ ] . [ ]	. [ ]	. [ ]		$687	$687	$1,106	912L-NL
F .	19R .	L-DT[1]	. [ ] . [ ]	. [ ]	. [ ]		$687	$687	$1,106	912L-DT
F .	19R .	KIL-KD[1]	. [ ] . [ ]	. [ ]	. [ ]		$730	$730	$1,038	914KIL-KD W/CYL
F .	19R .	KIL-NL-KD[1]	. [ ] . [ ]	. [ ]	. [ ]		$730	$730	$1,038	914KIL-NL-KD W/CYL
F .	19R .	KIL-BE[1]	. [ ] . [ ]	. [ ]	. [ ]		$730	$730	$1,038	914KIL-BE
F .	19R .	KIL-IC[1]	. [ ] . [ ]	. [ ]	. [ ]		$789	$789	$1,097	914KIL-IC W/CYL

✋ Must specify handing.

[1] These devices are handed and field reversible. RHR handing is furnished standard when handing is not specified.

[2] 930 Series trim is available in 695 (SP313) and 630 (US32D) finish only. 19 Series devices ordered in 689 (SP28) paired with 930 trim are supplied with 630 (US32D) finish trim.

DEFAULT ATTRIBUTES

Pricing includes default options shown below. Additional options and configurations available.

Cylinders	Sex bolts	Strike(s)	Door thickness	Center line
Not included	Included	F570	1-3/4"	40-5/16"

605	606	612	613	619	622	625	626
US3	US4	US10	US10B	US15	US19	US26	US26D

628	629	630	643e	689	695	710	711
US28	US32	US32D	-	SP28	SP313	313	DC35

19 SERIES

Surface vertical rod devices

ACN							PRICE BASED ON FINISH			
Fire	Device type	Function	Finish	Device size	Handing	Lever design	689	695	630	Default trim, included
EXIT HARDWARE							**3' DEVICE PRICING SHOWN. 4' ADD $25.00 LIST**			
	19V	EO	[ ]	[ ]			$600	$600	$1,114	N/A
	19V	DT	[ ]	[ ]	[ ]	[ ]	$652	$652	$1,166	920DT[1]
	19V	NL	[ ]	[ ]	[ ]	[ ]	$690	$690	$1,204	920NL[1]
	19V	EO	[ ]	[ ]			$645	$645	$1,159	930EO[2]
	19V	DT	[ ]	[ ]			$652	$652	$1,166	930DT[2]
	19V	NL	[ ]	[ ]			$671	$671	$1,185	930NL
	19V	C	[ ]	[ ]			$662	$662	$1,176	930C
	19V	DT	[ ]	[ ]			$641	$641	$1,155	917DT
	19V	DT	[ ]	[ ]			$748	$748	$1,386	918DT
	19V	NL	[ ]	[ ]			$748	$748	$1,386	918NL
	19V	K[1]	[ ]	[ ]			$748	$748	$1,386	911K
	19V	K-BE[1]	[ ]	[ ]			$748	$748	$1,386	911K-BE
	19V	K-NL[1]	[ ]	[ ]	[ ]	[ ]	$748	$748	$1,386	911K-NL
	19V	L[1]	[ ]	[ ]	[ ]	[ ]	$806	$806	$1,431	912L
	19V	L-BE[1]	[ ]	[ ]	[ ]	[ ]	$806	$806	$1,431	912L-BE
	19V	L-NL[1]	[ ]	[ ]	[ ]	[ ]	$806	$806	$1,431	912L-NL
	19V	L-DT[1]	[ ]	[ ]	[ ]	[ ]	$806	$806	$1,431	912L-DT
	19V	KIL-KD[1]	[ ]	[ ]	[ ]	[ ]	$849	$849	$1,363	914KIL-KD W/CYL
	19V	KIL-NL-KD[1]	[ ]	[ ]	[ ]	[ ]	$849	$849	$1,363	914KIL-NL-KD W/CYL
	19V	KIL-BE[1]	[ ]	[ ]	[ ]	[ ]	$849	$849	$1,363	914KIL-BE
	19V	KIL-IC[1]	[ ]	[ ]	[ ]	[ ]	$908	$908	$1,422	914KIL-IC W/CYL
FIRE EXIT HARDWARE							**3' DEVICE PRICING SHOWN. 4' ADD $25.00 LIST**			
F	19V	EO	[ ]	[ ]			$751	$751	$1,258	N/A
F	19V	DT	[ ]	[ ]	[ ]	[ ]	$803	$803	$1,310	920DT[1]
F	19V	NL	[ ]	[ ]	[ ]	[ ]	$841	$841	$1,348	920NL[1]
F	19V	EO	[ ]	[ ]			$796	$796	$1,303	930EO[2]
F	19V	DT	[ ]	[ ]			$803	$803	$1,310	930DT[2]
F	19V	NL	[ ]	[ ]			$822	$822	$1,329	930NL
F	19V	C	[ ]	[ ]			$813	$813	$1,320	930C
F	19V	DT	[ ]	[ ]			$792	$792	$1,299	917DT
F	19V	DT	[ ]	[ ]			$899	$899	$1,530	918DT
F	19V	NL	[ ]	[ ]			$899	$899	$1,530	918NL
F	19V	K[1]	[ ]	[ ]			$899	$899	$1,530	911K
F	19V	K-BE[1]	[ ]	[ ]			$899	$899	$1,530	911K-BE
F	19V	K-NL[1]	[ ]	[ ]	[ ]	[ ]	$899	$899	$1,530	911K-NL
F	19V	L[1]	[ ]	[ ]	[ ]	[ ]	$957	$957	$1,575	912L
F	19V	L-BE[1]	[ ]	[ ]	[ ]	[ ]	$957	$957	$1,575	912L-BE
F	19V	L-NL[1]	[ ]	[ ]	[ ]	[ ]	$957	$957	$1,575	912L-NL
F	19V	L-DT[1]	[ ]	[ ]	[ ]	[ ]	$957	$957	$1,575	912L-DT
F	19V	KIL-KD[1]	[ ]	[ ]	[ ]	[ ]	$1,000	$1,000	$1,507	914KIL-KD W/CYL
F	19V	KIL-NL-KD[1]	[ ]	[ ]	[ ]	[ ]	$1,000	$1,000	$1,507	914KIL-NL-KD W/CYL
F	19V	KIL-BE[1]	[ ]	[ ]	[ ]	[ ]	$1,000	$1,000	$1,507	914-KIL-BE
F	19V	KIL-IC[1]	[ ]	[ ]	[ ]	[ ]	$1,059	$1,059	$1,566	914KIL-IC W/CYL

19-V/F-19-V device is handed and field reversible. Trims are furnished RHR when handing is not specified.

1 Must specify handing.

2 930 Series trim is available in 695 (SP313) and 630 (US32D) finish only. 19 Series devices ordered in 689 (SP28) paired with 930 trim are supplied with 630 (US32D) finish trim.

DEFAULT ATTRIBUTES

Pricing includes default options shown below. Additional options and configurations available.

Cylinders	Sex bolts	Strike(s)	Door thickness	Center line
Not included	Included on F-19-V only	3788 & 2130	1-3/4"	40-5/16"

Extension rods: For door heights over 7'0" up to 8'0", 12" extension rods are furnished at no additional charge at the time of device order. For door heights over 8'0" up to 10'0" extension rods are furnished at prices shown in parts section with the device at the time of order. Must specify door height on order line.

605	606	612	613	619	622	625	626
US3	US4	US10	US10B	US15	US19	US26	US26D

628	629	630	643e	689	695	710	711
US28	US32	US32D	-	SP28	SP313	313	DC35

OPTIONS

SEX BOLTS	Quantity	Price adjustment
	2729	
19-V	6	$96.00

Three 4122 Sex Bolts are supplied standard no charge, one for hinge side mounting and two for center case mounting.
Six 2729 are supplied for additional latch case mounting when device is used with wood, composite or non-reinforced hollow metal doors.

LESS BOTTOM ROD (LBR Fire-Rated Devices must be ordered in pairs, and one Auxiliary Fire Pin (AFL) is furnished per pair.)	Specify (Suffix)	Price adjustment
▪ Less bottom rod available with UL Fire Label at no additional charge on F-19-V devices. (F-19-V-LBR requires handing.) ▪ For Panic devices, deduct -$72.00 list	LBR	$0.00

CYLINDER DOGGING - Not for use with fire exit hardware	Specify (Prefix)	Price adjustment
Cylinder dogging available on all 19 Series panic devices.	CD	$87.00
Less dogging available on all 19 Series panic devices.	LD	$0.00

ACCESSIBLE DEVICE	Specify (Suffix)	Price adjustment
▪ Accessible device compliant with the California Building Code (Section 11B-309.4) requirement for 5 lb. maximum operational force. ▪ Available on 3' and 4' AX-19-R, AX-F-19-R, AX-19-V, AX-F-19-V, AX-19-V-LBR, AX-F-19-V-LBR/LBR-AFL. ▪ Trim functions available EO, DT, NL, L, L-BE, L-NL, L-DT, C, KIL, KIL-BE, KIL-NL, and KIL-IC.	AX	$34.00

605	606	612	613	619	622	625	626
US3	US4	US10	US10B	US15	US19	US26	US26D

628	629	630	643e	689	695	710	711
US28	US32	US32D	-	SP28	SP313	313	DC35

TRIM

- Cylinders are not included in the price.
- 920 Series trim are handed and not field reversible, specify RHR or LHR.
- 911, 912, and 914 Series trim are handed and field reversible. Trims are furnished RHR when handing is not specified.
- 930 Series trim are available in 630 (US32D) and 695 (SP313) finishes only.

TRIDENT TRIM

Description	Specify			630	689, 695
	Model number	Device type	Finish		
Dummy Trim	920DT	.[R or V]	.[Finish]	-	$52.00
Night Latch	920NL	.[R or V]	.[Finish]	-	$90.00

CENTRON TRIM

Description	Specify			630, 695	689
	Model number	Device type	Finish		
Dummy Trim	917DT	.[R or V]	.[Finish]	$41.00	$41.00
Exit Only	930EO	.[R or V]	.[Finish]	$45.00	-
Dummy Trim	930DT	.[R or V]	.[Finish]	$52.00	-
Night Latch	930NL	.[R or V]	.[Finish]	$71.00	-
Night Latch Less Pull	930C	.[R or V]	.[Finish]	$62.00	-

CONTROL TRIM

Description	Specify			619	689, 695
	Model number	Device type	Finish		
Dummy Trim	918DT	.[R or V]	.[Finish]	$272.00	$148.00
Night Latch	918NL	.[R or V]	.[Finish]	$272.00	$148.00
Knob, Key Locks or Unlocks	911K	.[R or V]	.[Finish]	$272.00	$148.00
Knob, Blank Escutcheon	911K-BE	.[R or V]	.[Finish]	$272.00	$148.00
Knob, Night Latch	911K-NL	.[R or V]	.[Finish]	$272.00	$148.00

LEVER TRIM

Description	Specify			619	689, 695
	Model number	Device type	Finish		
Dane Lever, Key Locks or Unlocks	912L	.[R or V]	.[Finish]	$317.00	$206.00
Dane Lever, Blank Escutcheon	912L-BE	.[R or V]	.[Finish]	$317.00	$206.00
Dane Lever, Night Latch	912L-NL	.[R or V]	.[Finish]	$317.00	$206.00
Dane Lever, Dummy Trim	912L-DT	.[R or V]	.[Finish]	$317.00	$206.00

Note: Optional lever designs Quantum and Sutro are available at no additional charge.

KEY-IN-LEVER TRIMS

Description	Specify			630, 695
	Model number	Device type	Finish	
Dane Key-in-lever, with Keyed Different Cylinder	914KIL-KD	.[R or V]	.[Finish]	$249.00
Dane Key-in-lever, Blank Escutcheon	914KIL-BE	.[R or V]	.[Finish]	$249.00
Dane Key-in-lever, Night Latch with Cylinder	914KIL-NL-KD	.[R or V]	.[Finish]	$249.00
Dane Key-in-lever with IC Core Cylinder	914KIL-IC	.[R or V]	.[Finish]	$308.00

1. 914 KIL-KD, KIL-NL-KD come standard with a C keyway and 914 KIL-IC come standard with a A keyway.
2. Consult factory if other keyways are desired to order separately.

605	606	612	613	619	622	625	626
US3	US4	US10	US10B	US15	US19	US26	US26D

628	629	630	643e	689	695	710	711
US28	US32	US32D	-	SP28	SP313	313	DC35

STRIKES

RIM STRIKES

Description	Specify		Non-finished	622	626	630	689
	Model number	Finish					
19-R Panic and Fire devices - Std.	F570	.[Finish]	-	$70.00	-	-	-
19-R Panic and Fire devices - Opt.	F490	.[Finish]	$70.00	-	-	-	-
19-R Panic devices - Opt.[1]	565	.[Finish]	-	-	$70.00	-	$70.00
19-R Inactive leaf 2-7/8" backset - Opt.	571	.[Finish]	$70.00	-	-	$70.00	-
19-R Inactive leaf 2-3/8" backset - Opt.	571A	.[Finish]	$70.00	-	-	$70.00	-

VERTICAL ROD TOP STRIKES

Description	Specify		Non-finished	622, 630, 695
	Model number	Finish		
19/24/25-V Panic and Fire devices[1]	3788	-	$72.00	-

1. For Flush Transom applications, Specify p/n 4215-019 Angle bracket, add $74.00 List.

VERTICAL ROD BOTTOM STRIKES

Refer to device catalogs for specific door application strike requirements.

Description	Specify	Non-finished
19-V/24/25-V, C Panic or Fire - Std.	2130	$72.00
19-V/24/25-V, C Panic	4155	$72.00

ACCESSORIES

COVER PLATES AND FILLER PLATES

Description	Specify		Non-finished	630	695
	Model number	Finish			
19 TP or DT Controls used on 86 or 161 door preps	4167	.[Finish]	-	$70.00	$44.00
19 EO used on 86 door preps	4168	.[Finish]	-	$70.00	$44.00
19 K or L Controls used on 86 or 161 door preps	4170	.[Finish]	-	$70.00	$44.00
19 Device (push side) used on 86 door preps	4174	.[Finish]	-	$70.00	$44.00
Strike cover - ASA 4-7/8"	3722	.[Finish]	$18.00	-	-
Mortise front - 8" x 1-1/4"	3723	.[Finish]	$18.00	-	-
Lock front - 2-1/4" x 1-1/8"	3721	.[Finish]	$18.00	-	-

CYLINDERS

Description	Specify		Open		Restricted	
	Part number	Finish	626	605, 606, 613, 612, 629, 630	626	605, 606, 613, 612, 629, 630
1-1/8" Mortise cylinder with straight cam (#24)	985	.[Finish]	$86.00	$91.00	$101.20	$106.20
1-1/4" Mortise cylinder with straight cam (#24)	986	.[Finish]	$86.00	$91.00	$101.20	$106.20
Rim cylinder	951	.[Finish]	$86.00	$91.00	$101.20	$106.20

Interchangeable core cylinder housing uses #5 cam.
Custom keying not available. Falcon G is default keyway.
Cylinder type determined by trim function.

605	606	612	613	619	622	625	626
US3	US4	US10	US10B	US15	US19	US26	US26D

628	629	630	643e	689	695	710	711
US28	US32	US32D	-	SP28	SP313	313	DC35

ACCESSORIES

EXTENSION RODS

Description	Specify		All finishes
	Part number	Finish	
24/25/19-V Extension rod 12" (ER12-V)	650006	.[Finish]	$30.00
24/25/19-V Extension rod 24" (ER24-V)	650007	.[Finish]	$50.00
24/25/19-V Extension rod 36" (ER36-V)	650008	.[Finish]	$83.00

2. Surface vertical and concealed vertical rod devices for door heights over 7'0" up to 8'0", 12" extension rods are furnished at no additional charge at the time of device order. Must specify door height on order line.
3. For door heights over 8'0" up to 10'0", extension rods are furnished at prices shown above with the device at the time of order. Must specify door height on order line.
4. Replacement extension rods can be ordered individually by the part numbers listed above.

DUMMY TOUCH BARS

3' Device pricing shown. 4' add $25.00 list.

Description	Specify		689, 695
	Model number	Finish	
19 Series device dummy touch bar, 3'	190DT	.[Finish]	$227.00

KITS

CYLINDER DOGGING KITS

Description	Specify			689, 695
	Model number	Part number	Finish	
19 Series - 3' device	19CDK-3	650060	.[Finish]	$87.00
19 Series - 4' device	19CDK-4	650063	.[Finish]	$87.00

5. Cylinder sold separately.
6. When a device is ordered "with CD with Cylinder", a 1-1/4" mortise cylinder (986 Falcon G x straight cam KD) is supplied for CD.
7. CD Kits can also pair with a 1-1/8" mortise cylinder (985 Falcon G x straight cam KD). Must be ordered separately.

SHIM KITS

19 Series shim kits for use on door thickness devices less trim. For devices with trim, consult factory.

Description	Specify			622
	Model number	Part number	Finish	
19 Rim shim kit - 1/4"	SK19-R	650022	.[Finish]	$91.00
19 Surface vertical shim kit - 1/4"	SK19-V	650023	.[Finish]	$91.00

Note: All shim kits for use on door thicknesses up to 2". Consult factory for door thickness over 2"

605	606	612	613	619	622	625	626
US3	US4	US10	US10B	US15	US19	US26	US26D

628	629	630	643e	689	695	710	711
US28	US32	US32D	-	SP28	SP313	313	DC35

PARTS

CENTER CASE

Description	Specify		Non-finished	622	630, 689	695
	Part number	Finish				
19-R Center case	650307	.[Finish]	$112.00	-	-	-
F-19-R Center case	650374	.[Finish]	$139.00	-	-	-
19-V Center case LHR	650308	.[Finish]	$98.00	-	-	-
19-V Center case RHR	650309	.[Finish]	$98.00	-	-	-
19-R Center case cover kit (w/screws)	650384	.[Finish]	-	$48.00	-	-
19-V Center case cover kit (w/screws)	650385	.[Finish]	-	$48.00	-	-
19-R Center case cover mtg pkg	650338	.[Finish]	$15.00	-	-	-
19-V Center case cover mtg pkg	650334	.[Finish]	$15.00	-	-	-
19-V Center case retractor cam	650393	.[Finish]	$47.00	-	-	-
19-V Drawbar	650390	.[Finish]	$16.00	-	-	-
19-V Center case drawbar lever	650391	.[Finish]	$32.00	-	-	-
19-V Center case slidebar lever	650392	.[Finish]	$20.00	-	-	-

COVER PLATE / CONVERSION KITS

Description	Specify		Non-finished	630	689, 695
	Part number	Finish			
19 Panic hex dogging kit 4' door	650297	.[Finish]	-	$163.00	$111.00
19 Panic hex dogging kit 3' door	650303	.[Finish]	-	$131.00	$79.00
19 Panic hex dogging key 5/32" (pkg of 10)	090085	.[Finish]	$101.00	-	-
19 Panic dogging pin (pkg of 10)	060110	.[Finish]	$15.00	-	-

COVER PLATE (FIRE RATED)

Description	Specify		630, 689	695
	Part number	Finish		
F-19 Channel cover plate 3' door	650360	.[Finish]	$50.00	$56.00
F-19 Channel cover plate 4' door	650361	.[Finish]	$56.00	$61.00

MECHANISM CASE

Description	Specify		Non-finished	630	689, 695
	Part number	Finish			
19 Channel 3' door	4107	.[Finish]	-	$439.00	$168.00
19 Channel 4' door	4108	.[Finish]	-	$484.00	$195.00
19 Channel end cap kit (w/screws)	650343	.[Finish]	$34.00	-	-
19 End cap mounting bracket w/SNB	650320	.[Finish]	-	-	$16.00

MOUNTING PACKAGES

Description	Specify		Non-finished	689, 695
	Part number	Finish		
19-R Mounting pkg	650328	.[Finish]	-	$39.00
F-19-R Mounting pkg	650329	.[Finish]	-	$39.00
19-V Mounting pkg	650330	.[Finish]	-	$55.00
F-19-V Mounting pkg	650331	.[Finish]	-	$55.00
Strike ASA filler plate	3722	.[Finish]	$18.00	-
8-32 5/16" UFPHMS STL BO NYL	660136	.[Finish]	$15.00	-

605	606	612	613	619	622	625	626
US3	US4	US10	US10B	US15	US19	US26	US26D

628	629	630	643e	689	695	710	711
US28	US32	US32D	-	SP28	SP313	313	DC35

PARTS

VERTICAL LATCHES

Description	Specify		Non-finished	622	630	689, 695
	Part number	Finish				
19-V Top latch case (Latch cover sold separately)	650389	.[Finish]	$163.00	-	-	-
19-V Latch case cover kit (with screws)	650388	.[Finish]	-	$48.00	-	-
19-V Latch cover mounting package	650337	.[Finish]	$15.00	-	-	-
F-19-V Auxiliary fire pin kit (LBR application only)	5494	.[Finish]	$208.00	-	-	-
Bottom bolt assembly	610045	.[Finish]	$55.00	-	-	-
Bottom bolt guide (latch cover sold separately)	650387	.[Finish]	$16.00	-	-	-
V-F Top Latch assembly service package	650375	.[Finish]	$167.00	-	-	-

VERTICAL RODS

Description	Specify		Non-finished	622	630	689, 695
	Part number	Finish				
Rod guide kit (with screws)	650386	.[Finish]	-	$17.00	-	-
19 Top rod	4286	.[Finish]	-	-	$111.00	$95.00
19 Bottom rod	4288	.[Finish]	-	-	$111.00	$95.00
#10 x 1-1/4" FPHSMS Clear zinc	660002	.[Finish]	$15.00	-	-	-

DEVICE & TRIM PARTS

Description	Specify		Non-finished	630	689	695
	Part number	Finish				
Cylinder locknut package	050526	.[Finish]	$20.00	-	-	-
700/900 Locking plate	650314	.[Finish]	$26.00	-	-	-
700/900 Locking spring	661567	.[Finish]	$15.00	-	-	-
900 Series Hex stud	4270	.[Finish]	$15.00	-	-	-
920/930 Cylinder anchor	600315	.[Finish]	$26.00	-	-	-
914 Tailpiece guide package	600161	.[Finish]	$15.00	-	-	-
911/912 Tailpiece guide package	600346	.[Finish]	$15.00	-	-	-
700/900 Lever actuator spring	661565	.[Finish]	$15.00	-	-	-
Control hex stud	4349	.[Finish]	$15.00	-	-	-
Tailpiece package 1-3/4" - Service	650371	.[Finish]	$15.00	-	-	-
700/900 NL Spring package	600339	.[Finish]	$16.00	-	-	-
700/900 Output cam package - R/V	060138	.[Finish]	$57.00	-	-	-
Shear pin, package of 5	600283	.[Finish]	$16.00	-	-	-
918NL Cylinder mounting package	600166	.[Finish]	$17.00	-	-	-
912 Dane lever	610125	.[Finish]	-	$119.00	$119.00	$119.00
912 Sutro lever	650356	.[Finish]	-	$158.00	$158.00	$158.00
912 Quantum lever	650358	.[Finish]	-	$124.00	$124.00	$124.00

25 SERIES
24 SERIES
19 SERIES
20 SERIES
1690/1790 SERIES
1490/1590 SERIES
2390 SERIES
1990/2090 SERIES
ACCESSORIES

EXPLODED VIEW

19-R AND (F)19-R RIM EXIT DEVICE

Panic and Fire

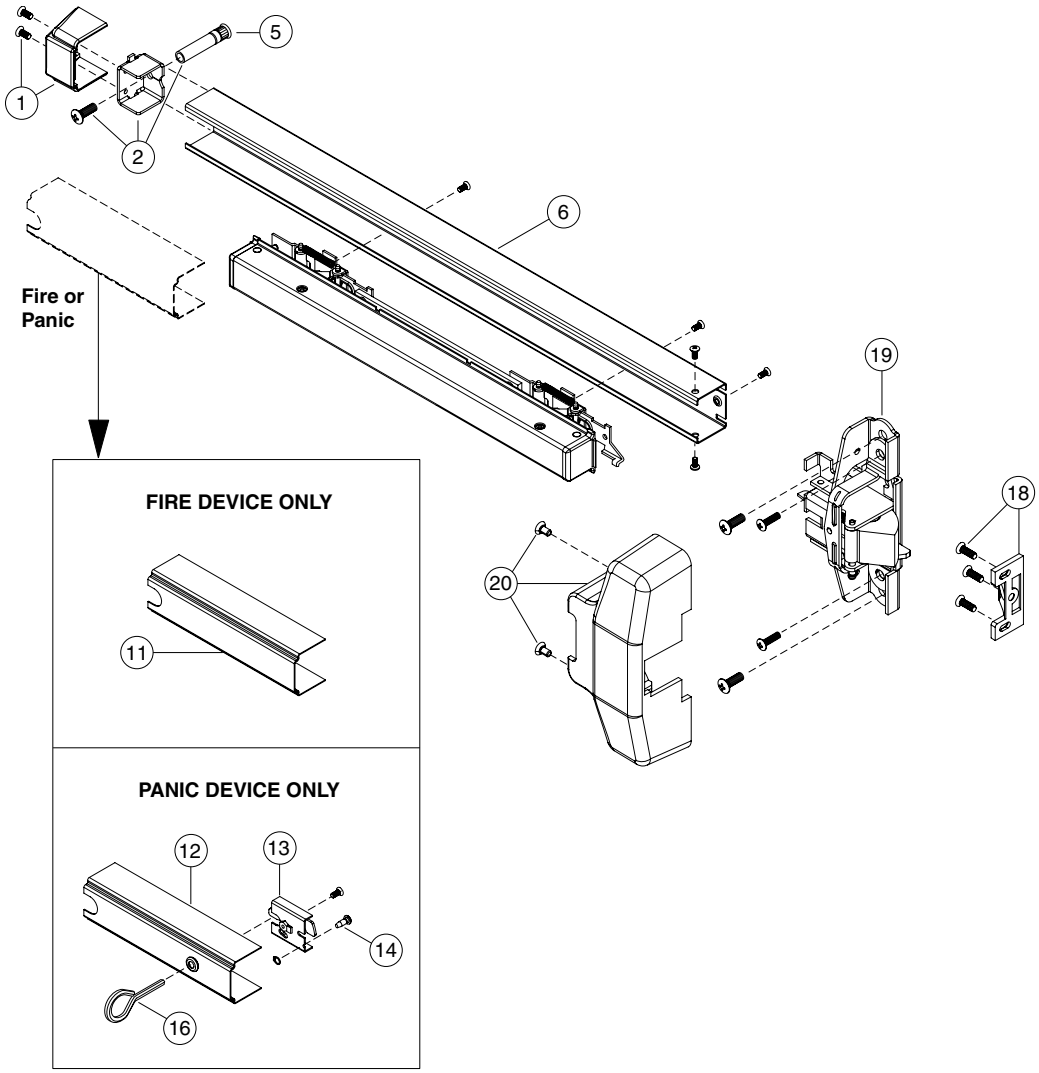

NO.	QTY.	PART NO.	DESCRIPTION	NOTES
1	1	650343	19 Channel end cap kit (with screws)	
2	1	650320	19 End cap mounting bracket with SNB	
5	1	4122	Sex bolt, package of 1, includes machine screw, 1/2 - 20 x 3/4" PPHMS	A
6	1	4107	19 Channel 3' door	A
	1	4108	19 Channel 4' door	A
11	1	650360	F-19 Channel cover plate 3'	A
	1	650361	F-19 Channel cover plate 4'	
12	1	650297	19 Panic hex dogging channel cover, 4'	A
	1	650303	19 Panic hex dogging channel cover 3'	A

* Item(s) not shown.

A Specify by finish: 630, 689, or 695.

EXPLODED VIEW

19 AND F-19 RIM EXIT DEVICE

NO.	QTY.	PART NO.	DESCRIPTION	NOTES
13	1	47589559	19 Panic dogging housing	
14	1	060110	19 Panic dogging pin (package of 10)	
16	1	090085	19 Panic hex dogging key 5/32" (package of 10)	
18	1	F570	F570 Strike (US19)	
19	1	650307	19-R Center case assembly	
		650374	F-19-R Center case assembly	
20	1	650384	19-R Center case cover kit (with screws)	
	1	650328	19-R Mounting package	*
	1	650329	F-19-R Mounting package	*

* Item(s) not shown.

A Specify by finish: 630, 689, or 695.

25 SERIES
24 SERIES
19 SERIES
20 SERIES
1690/1790 SERIES
1490/1590 SERIES
2390 SERIES
1990/2090 SERIES
ACCESSORIES

EXPLODED VIEW

19-V AND (F)19-V SURFACE VERTICAL ROD EXIT DEVICE

Panic and Fire

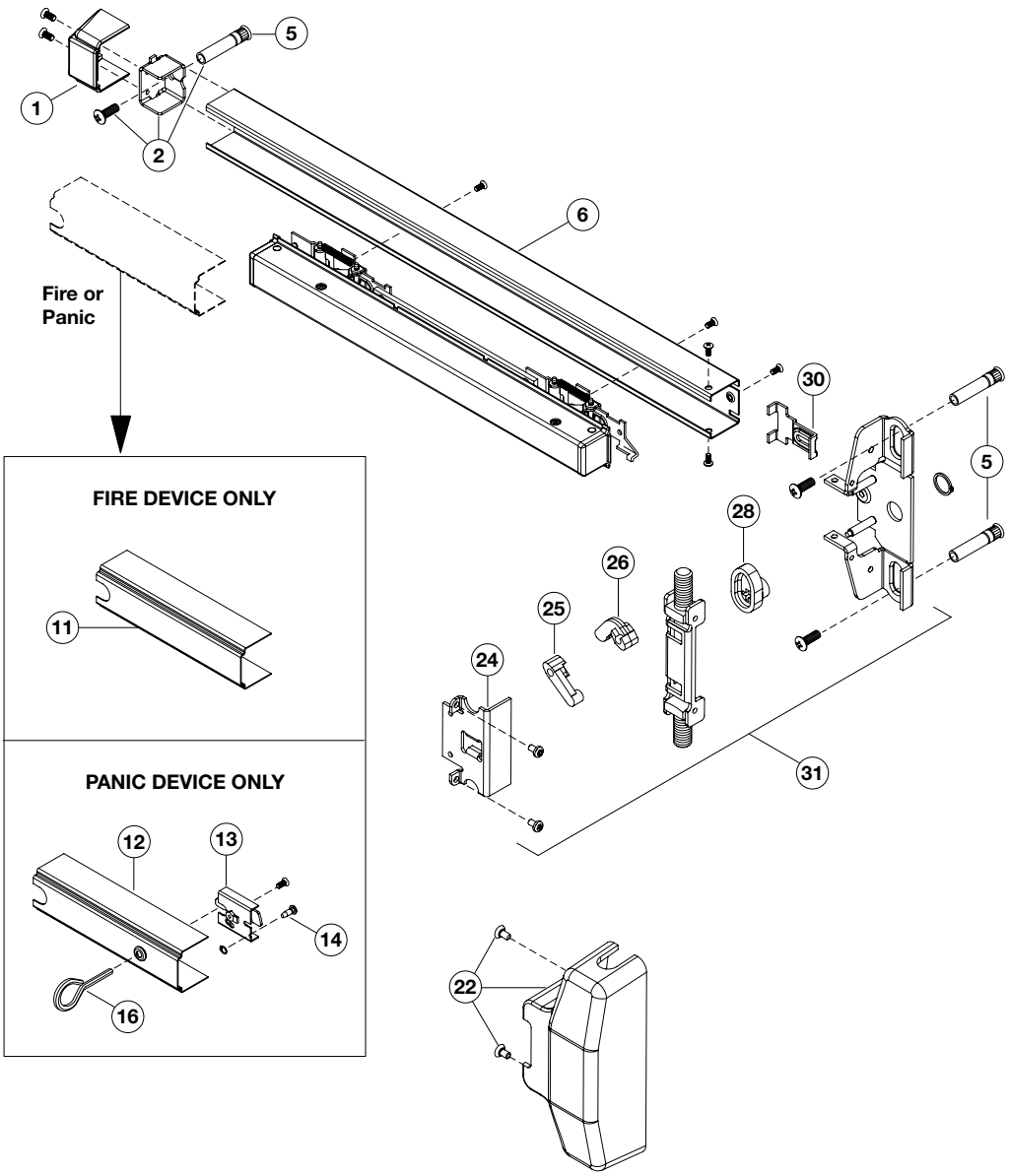

NO.	QTY.	PART NO.	DESCRIPTION	NOTES
1	1	650343	19 Channel end cap kit (with screws)	
2	1	650320	19 End cap mounting bracket with SNB	
5	1	4122	Sex bolt, package of 1, includes machine screw (1/2 - 20 x 3/4" PPHMS)	A
6	1	4107	19 Channel 3' door	A
	1	4108	19 Channel 4' door	A
11	1	650360	F-19 Channel cover plate 3'	A
	1	650361	F-19 Channel cover plate 4'	A

* Item(s) not shown.

A Specify by finish: 630, 689, or 695.

EXPLODED VIEW

19-V AND (F)19-V SURFACE VERTICAL ROD EXIT DEVICE

NO.	QTY.	PART NO.	DESCRIPTION	NOTES
12	1	650297	19 Panic hex dogging channel cover 4'	A
	1	650303	19 Panic hex dogging channel cover 3'	A
13	1	47589559	19 Panic dogging housing	
14	1	060110	19 Panic dogging pin (package of 10)	
16	1	090085	19 Panic hex dogging key 5/32" (package of 10)	
22	1	650385	19-V Center case cover kit (with screws)	
25	1	650392	19-V Center case slidebar lever	
26	1	650391	19-V Center case drawbar lever	
28	1	650393	19-V Center case retractor cam	
30	1	650390	19-V Drawbar	
31	1	650308	19-V Center case LHR	
	1	650309	19-V Center case RHR	
*	1	650330	19-V Mounting package	
*	1	650331	F-19-V Mounting package	

* Item(s) not shown.

A Specify by finish: 630, 689, or 695.

25 SERIES
24 SERIES
19 SERIES
20 SERIES
1690/1790 SERIES
1490/1590 SERIES
2390 SERIES
1990/2090 SERIES
ACCESSORIES

EXPLODED VIEW

19-V AND (F)19-V SURFACE VERTICAL RODS AND LATCH CASES

Panic and Fire

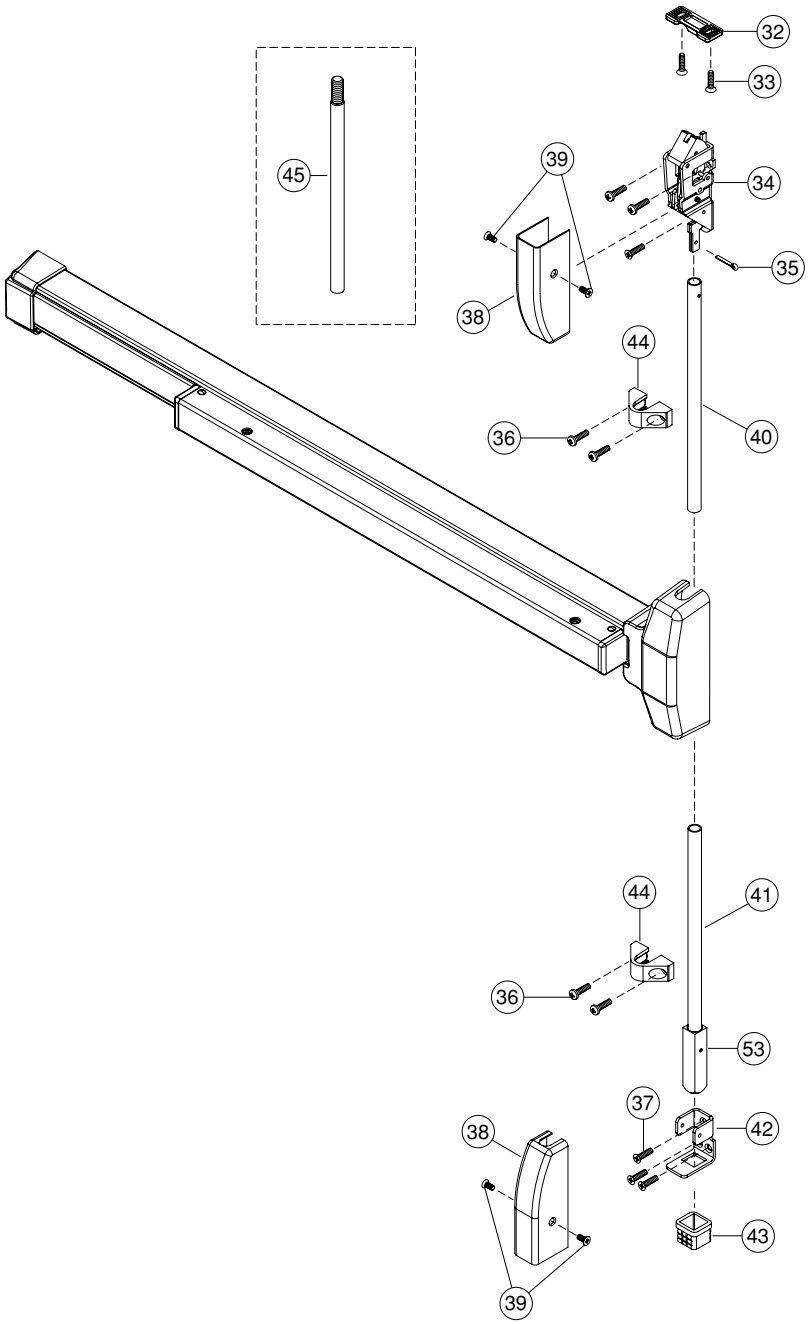

NO.	QTY.	PART NO.	DESCRIPTION	NOTES
32	1	3788	Vertical rod top strike	A
33	2	660002	#10 x 1-1/4" FPHSMS	
34	1	650389	19-V Top latch case	
35	1	060111	1/8" x 1" Cotter keys, package of 10	
36	1	060114	Rod guide screws, package of 10	

A For Flush Transom applications, specify part number 4215-019 angle bracket.
B Specify by finish: 630, 689, or 695.

EXPLODED VIEW

19-V AND (F)19-V SURFACE VERTICAL RODS AND LATCH CASES

NO.	QTY.	PART NO.	DESCRIPTION	NOTES
37	1	060113	Latch screws, package of 10	
38	2	650388	19-V Latch case cover kit (with screws)	B
39	1	650337	19-V Latch case cover mounting, package of 4	
40	1	4286	19 Top rod	
41	1	4288	19 Bottom rod	
42	1	650387	Bottom bolt guide (screws not included)	
43	1	2130	Vertical rod bottom strike	
44	2	650386	Rod guide kit (with screws)	
45	1	650006	19/24/25-V Extension rod 12"	B
45	1	650007	19/24/25-V Extension rod 24"	B
45	1	650008	19/24/25-V Extension rod 36"	B
53	1	610045	F-19-V Bottom bolt assembly	

A For Flush Transom applications, specify part number 4215-019 angle bracket.
B Specify by finish: 630, 689, or 695.

605	606	612	613	619	622	625	626
US3	US4	US10	US10B	US15	US19	US26	US26D

628	629	630	643e	689	695	710	711
US28	US32	US32D	-	SP28	SP313	313	DC35

20 SERIES

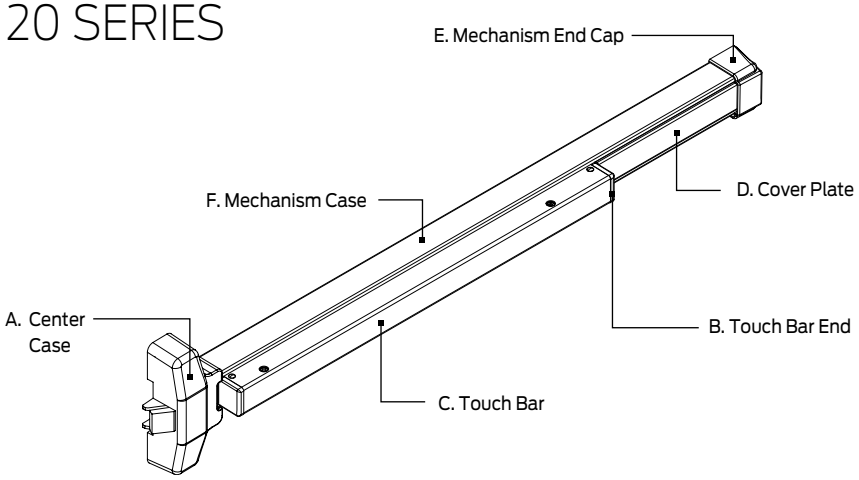

STANDARD FINISHES		
COLOR	**US NUMBER**	**BHMA NUMBER**
Bright Stainless	US32D	630
Powder-Coated Aluminum	SP28	689

TYPE OF DEVICE	
R: Rim device	V: Surface vertical rod

FUNCTION
EO: Exit Only

RATING	
None: Panic Exit Device	F-: Fire Exit Device

DEVICE FINISH	
689: Powder-Coated Aluminum (SP28)	630: Bright Stainless Steel (US32D)

TRIM / CONTROL OPTIONS			
212: Lever Trim	214: Key-In-Lever	218: Handle Pull Plate	240: Raised Lip Pull Plate

605	606	612	613	619	622	625	626
US3	US4	US10	US10B	US15	US19	US26	US26D

628	629	630	643e	689	695	710	711
US28	US32	US32D	-	SP28	SP313	313	DC35

20 SERIES
Rim devices

ACN							PRICE BASED ON FINISH		
Fire	Device type	Function	Finish	Device size	Handing	Lever design	630	689	Default trim, included
EXIT HARDWARE							**3' AND 4' DEVICE PRICING SHOWN.**		
	20R	EO	[ ]	3ft			$589	$334	N/A
	20R	EO	[ ]	4ft			$613	$358	N/A
FIRE EXIT HARDWARE							**3' PRICING SHOWN.**		
F	20R	EO	[ ]	3ft			$688	$416	N/A

1 Rim devices and trim are non-handed
2 3-1/2" minimum stile width
3 Hex key dogging standard on all panic devices
4 Offers 8 different trim functions including 161 key in lever

DEFAULT ATTRIBUTES
Pricing includes default options shown below. Additional options and configurations available.

Cylinders	Sex bolts	Door thickness	Center line
Not included	Not included	1-3/4"	40-5/16"

20 SERIES
Surface vertical rod devices

ACN							PRICE BASED ON FINISH		
Fire	Device type	Function	Finish	Device size	Handing	Lever design	630	689	Default trim, included
EXIT HARDWARE							**3' AND 4' DEVICE PRICING SHOWN.**		
	20V	EO	[ ]	3ft			$813	$512	N/A
	20V	EO	[ ]	4ft			$837	$536	N/A
FIRE EXIT HARDWARE							**3' DEVICE PRICING SHOWN.**		
F	20V	EO	[ ]	3ft			$914	$733	N/A

1 Surface vertical devices field reversible
2 3-1/2" minimum stile width
3 Hex key dogging standard on all panic devices
4 Offers 8 different trim functions including 161 key in lever

DEFAULT ATTRIBUTES
Pricing includes default options shown below. Additional options and configurations available.

Cylinders	Sex bolts	Door thickness	Center line
Not included	Not included	1-3/4"	40-5/16"

605	606	612	613	619	622	625	626
US3	US4	US10	US10B	US15	US19	US26	US26D

628	629	630	643e	689	695	710	711
US28	US32	US32D	-	SP28	SP313	313	DC35

TRIM

20 SERIES TRIM

Description	Specify		630	689
	Model number	Finish		
Escutcheon Lever - Key Locks or Unlocks	212-L	.[Finish]	$280.00	$206.00
Escutcheon Lever - Night Latch	212-L-NL	.[Finish]	$280.00	$206.00
Key-in-lever Round Rose - Entrance	214-KIL	.[Finish]	$254.00	$248.00
Key-in-lever Round Rose - Night Latch	214-KIL-NL	.[Finish]	$254.00	$248.00
Key-in-lever Round Rose - Passage	214-KIL-BE	.[Finish]	$254.00	$248.00
Handle Pull Plate - Night Latch	218-NL	.[Finish]	$180.00	$138.00
Handle Pull Plate - Thumbpiece	218-TP	.[Finish]	$293.00	$279.00
Raised Lip Pull Plate - Night Latch	240-NL	.[Finish]	$100.00	$90.00

605	606	612	613	619	622	625	626
US3	US4	US10	US10B	US15	P35	US26	US26D

628	629	630	643e	689	695	710	711
US28	US32	US32D	-	P28	P13	DC13	DC35

1690/1790 SERIES

1690

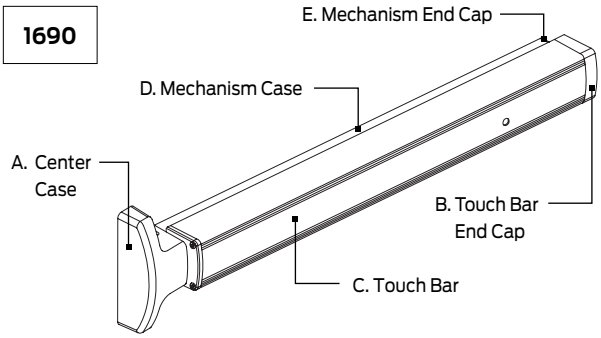

1790

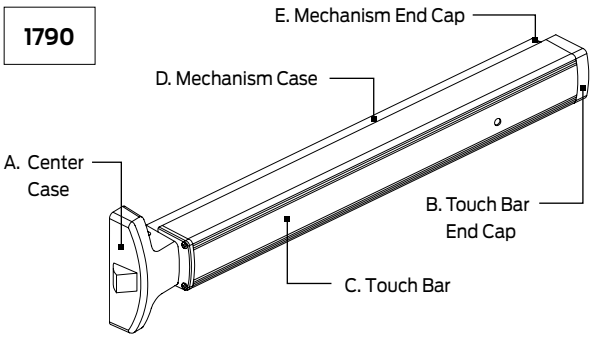

STANDARD FINISHES				
COLOR	**US NUMBER**	**BHMA NUMBER**	**A, B, E**	**C, D**
Polished Chrome	US26	625	Powder Coated, Flat Black	Anodized, 625 (US26)
Satin Chrome	US26D	626	Powder Coated, Flat Black	Anodized, 626 (US26D)
Anodized Aluminum	US28	628	Powder Coated, Flat Black	Anodized, 628 (US28)
Duranodic Dark Bronze	DC13	710	Powder Coated, Flat Black	Anodized, 710 (DC13)
Black	DC35	711	Powder Coated, Flat Black	Anodized, 711 (DC35)

TYPE OF DEVICE	
1690: Concealed Vertical Rod	1790: Rim

FUNCTION			
DT: Dummy Trim	EO: Exit Only	NL-HBOP: Cylinder Assy, Opt. Pull	NL-HBP: Cylinder Assy, 9970 Pull

RATING
None: Panic Exit Device

DEVICE LENGTH (FEET AND INCHES)			
36" Standard	30" Optional	42" Optional	48" Optional

DEVICE HANDING	
RHR (Right Hand Reverse)	LHR (Left Hand Reverse)

DOOR MATERIAL	
ALD: Aluminum door	HMD: Hollow metal door

FRAME MATERIAL	
ALF: Aluminum frame	HMF: Hollow metal frame

DOOR THICKNESS		
DT1-3/4: 1-3/4" Standard	DT2: 2" thickness	DT2-1/4: 2-1/4" thickness

SWITCH OPTIONS
RX: Request to Exit Pushbar Monitor

LATCH RETRACTION OPTIONS
MEL: Motorized Electric Latch Retraction

605	606	612	613	619	622	625	626
US3	US4	US10	US10B	US15	P35	US26	US26D

628	629	630	643e	689	695	710	711
US28	US32	US32D	-	P28	P13	DC13	DC35

1690 SERIES

Concealed vertical rod pushpad devices

ACN							PRICE BASED ON FINISH				
Fire	Device type	Function	Finish	Device size	Handing	Lever design	628	710 711	625	626	Default trim, included
EXIT HARDWARE							**ALL DEVICES ARE PRICED FOR 30", 36" X 7' ALUMINUM OR HOLLOW METAL DOORS**				
	1690	EO	[ ]	[ ]	[ ]		$648	$691	$845	$812	-
	1691	DT	[ ]	[ ]	[ ]		$908	$951	$1,309	$1,276	9970 Pull
	1692	NL-OP	[ ]	[ ]	[ ]		$815	$858	$1,012	$979	169CA with rim cylinder
	1692	HB-OP	[ ]	[ ]	[ ]		$815	$858	$1,012	$979	169CA with rim cylinder
	1694	NL-P	[ ]	[ ]	[ ]		$1,075	$1,118	$1,476	$1,443	9970 Pull 169CA with rim cylinder
	1694	HB-P	[ ]	[ ]	[ ]		$1,075	$1,118	$1,476	$1,443	9970 Pull 169CA with rim cylinder

[1] Devices are supplied 36" x 7' standard, if not specified.
[2] Price includes PB48 Strike.
[3] Hex bottom latch furnished standard.
[4] NL/HB trim function is supplied with a C keyway cylinder.

DEFAULT ATTRIBUTES

Pricing includes default options shown below. Additional options and configurations available.

Cylinders	Strike(s)	Door thickness	Center line
Not included	PB48 Strike Included	1-3/4"	40-9/16"

605	606	612	613	619	622	625	626
US3	US4	US10	US10B	US15	P35	US26	US26D

628	629	630	643e	689	695	710	711
US28	US32	US32D	-	P28	P13	DC13	DC35

1790 SERIES

Rim devices

ACN							PRICE BASED ON FINISH				
Fire	Device type	Function	Finish	Device size	Handing	Lever design	628	710 711	625	626	Default trim, included
EXIT HARDWARE							**ALL DEVICES ARE PRICED FOR 30" AND 36" ALUMINUM OR HOLLOW METAL DOORS**				
	1790	EO	[ ]	[ ]	[ ]		$592	$632	$788	$759	N/A
	1791	DT	[ ]	[ ]	[ ]		$852	$892	$1,252	$1,223	9970 Pull
	1792	NL-OP	[ ]	[ ]	[ ]		$759	$799	$955	$926	179CA with rim cylinder
	1794	NL-P	[ ]	[ ]	[ ]		$1,019	$1,059	$1,419	$1,390	9970 Pull 179CA with rim cylinder

[1] Devices are supplied 36" x 7' standard, if not specified.
[2] Price includes TD35 Strike.
[3] NL/HB trim function is supplied with a C keyway cylinder.

DEFAULT ATTRIBUTES

Pricing includes default options shown below. Additional options and configurations available.

Cylinders	Strike(s)	Door thickness	Center line
Not included	TD35 Strike Included	1-3/4"	40-9/16"

605	606	612	613	619	622	625	626
US3	US4	US10	US10B	US15	P35	US26	US26D

628	629	630	643e	689	695	710	711
US28	US32	US32D	-	P28	P13	DC13	DC35

OPTIONS

SWITCHES	Specify (Prefix)	Price adjustment
RX Switch ▪ Base exit device unit modified Request-to-Exit switch monitoring pushpad	RX	$301.00

LATCH RETRACTION	Specify (Prefix)	Price adjustment
Motorized electric latch retraction	MEL	$951.00

EXTRA LENGTH	Specify (Suffix)	Price adjustment
42" 1690/1790 Device	42"	$25.00
48" 1690/1790 Device	48"	$35.00

1690 SERIES OPTIONAL LATCHES	Specify (Suffix)	Price adjustment
Rod bottom latch	RL	$39.00
Pullman bottom latch	PL	$39.00
Top latch for use with electric strikes ▪ Device furnished LBR (Less bottom rod and Less strike) Deduct -$34.00 List	ES	$43.00
For retrofit of 1690 device	Less Rods	-$62.00

1690 SERIES HURRICANE DEVICE	Specify (Prefix)	Price adjustment
Hurricane option ▪ Available up to 8' device only ▪ Prefix device "HH" ▪ HH is for a Hurricane device for all door manufacturers other than YKK	HH	$153.00
Hurricane option ▪ Available up to 8' device only ▪ Prefix device "HHYKK" ▪ HH is for a Hurricane device for door manufacturer YKK	HHYKK	$153.00

HH (Hurricane) 1690 devices are hurricane rated by specific door manufacturers.
Consult your device manufacturer to assure the HH1690 is hurricane rated with their door solution.

1690 SERIES NON-STANDARD DOOR HEIGHT - For doors greater than 7'	Specify	Price adjustment
Up to 8'	8ft	$89.00
Up to 9'	9ft	$112.00
Up to 10'	10ft	$130.00

KITS

LATCH RETRACTION	Specify		Price each
	Standard	Allegion Connect -CON	
Motorized electric latch retraction kit	47867200	47935967	$951.00

605	606	612	613	619	622	625	626
US3	US4	US10	US10B	US15	P35	US26	US26D

628	629	630	643e	689	695	710	711
US28	US32	US32D	-	P28	P13	DC13	DC35

STRIKES

VERTICAL ROD TOP STRIKES

Description	Specify		Non-finished	622, 630, 695
	Model number	Finish		
Top strike for 1990/1490/1690/2390 devices	PB48	.[Finish]	-	$34.00
PB48 Strike shim (package quantity of 10)	SHIM.112	-	$39.00	-

RIM STRIKES

Description	Specify		Non-finished	Black	622
	Model number	Finish			
Strike for inactive door, pair of doors with 1590/1790/2090 devices	STK45	.[Finish]	-	-	$113.00
Strike for single doors, 1590 and 1790 device	TD35	.[Finish]	-	-	$158.00
TD35 Strike shim	SHIM.150	.[Finish]	-	$35.00	-
TD35 Screw 10-32 x 1" FPHMS (package quantity of 25)	SCREW.1016	.[Finish]	-	$33.00	-
TD35 Wear strip	4270109590	.[Finish]	$19.00	-	-
TD35 Drive rivet (package quantity of 25)	RIVET.101	.[Finish]	$44.00	-	-

ACCESSORIES

OFFSET PULL

Description	Specify		Non-finished	625, 626	628, 710, 711
	Model number	Finish			
9970 Pull	9970 Pull	.[Finish]	-	$464.00	$260.00
9970 Mounting stud (package quantity of 10)	STUD.102	.[Finish]	$41.00	-	-

REPLACEMENT CYLINDERS

Description	Specify		613, 626
	Model number	Finish	
Rim cylinder C keyway	3216	.[Finish]	$128.00

CYLINDER ASSEMBLY

Description	Specify		628, 710, 711
	Model number	Finish	
1690 Series Cylinder assembly less cylinder	169CA	.[Finish]	$39.00
1790 Series Cylinder assembly less cylinder	179CA	.[Finish]	$39.00

1790 SERIES LEVER CONTROL

Description	Specify			622, 689, 695	619
	Model number	Handing	Finish		
Lever Control	179L	.[RHR or LHR]	.[Finish]	$452.00	$506.00
Lever Control, Blank Escutcheon	179L-BE	.[RHR or LHR]	.[Finish]	$452.00	$506.00
Lever Control, Night Latch	179L-NL	.[RHR or LHR]	.[Finish]	$452.00	$506.00

Lever controls are handed. Specify handing RHR or LHR.

1. 179L Trims are field retrofittable with all 1790 Series devices.
2. For initial installation requiring lever trim, the 1790EO is the suggested device to order with the 179L trims.
3. 179L and L-NL require a 1-1/8" mortise cylinder with straight cam, sold separately.

605	606	612	613	619	622	625	626
US3	US4	US10	US10B	US15	P35	US26	US26D

628	629	630	643e	689	695	710	711
US28	US32	US32D	-	P28	P13	DC13	DC35

PARTS

1690 DEVICE PARTS

Part number	Description	US Finish	BHMA Finish	Pkg Qty	Price
47845946	NL Cylinder assembly and auxiliary parts (parts 1-10)	US28, DC13, DC35	628, 710, 711	Each	$110.00
169CA	1690NL Cylinder assembly (parts 7-11)	-	-	Each	$39.00
SCREW.1121	10-32-3/8" UFPH TF	US28	628	8	$16.00
SCREW.1114	10-32-3/8" UFPH TF	DC13, DC35	710, 711	8	$16.00
BRKT.156	Center case bracket	-	-	Each	$23.00
SWITCH.1006	RX Switch wire assembly (not shown) Valid for field install RX Option on devices shipped after June 2002	-	-	Each	$317.00
050534-00	EL Potted circuit breaker (not shown)	-	-	Each	$483.00
110388-00	EL Cable assembly (not shown)	-	-	Each	$67.00

1690/1790 PUSHBARS AND CHANNELS **STANDARD EL**

Part number		Description	US Finish	BHMA Finish	Pkg Qty	Price
EXT.827	EXT.830	1690/1790 Pushbar 30"	US28	628	Each	$145.00
EXT.828	EXT.825	1690/1790 Pushbar 30"	DC13	710	Each	$168.00
EXT.829	EXT.826	1690/1790 Pushbar 30"	DC35	711	Each	$168.00
EXT.2351	EXT.2323	1690/1790 Pushbar 30"	US3	666	Each	$398.00
EXT.2352	EXT.2333	1690/1790 Pushbar 30"	US10	668	Each	$357.00
EXT.2353	EXT.2338	1690/1790 Pushbar 30"	US26	672	Each	$398.00
EXT.2354	EXT.2340	1690/1790 Pushbar 30"	US26D	702	Each	$357.00
EXT.608	EXT.398	1690/1790 Pushbar 36"	US28	628	Each	$145.00
EXT.609	EXT.399	1690/1790 Pushbar 36"	DC13	710	Each	$168.00
EXT.631	EXT.400	1690/1790 Pushbar 36"	DC35	711	Each	$168.00
EXT.2355	EXT.2324	1690/1790 Pushbar 36"	US3	666	Each	$398.00
EXT.2356	EXT.2334	1690/1790 Pushbar 36"	US10	668	Each	$357.00
EXT.2357	EXT.2339	1690/1790 Pushbar 36"	US26	672	Each	$398.00
EXT.2358	EXT.2289	1690/1790 Pushbar 36"	US26D	702	Each	$357.00
EXT.646	EXT.438	1690/1790 Pushbar 42"	US28	628	Each	$159.00
EXT.736	EXT.439	1690/1790 Pushbar 42"	DC13	710	Each	$187.00
EXT.737	EXT.441	1690/1790 Pushbar 42"	DC35	711	Each	$187.00
EXT.2359	EXT.2341	1690/1790 Pushbar 42"	US3	666	Each	$413.00
EXT.2360	EXT.2345	1690/1790 Pushbar 42"	US10	668	Each	$372.00
EXT.2361	EXT.2349	1690/1790 Pushbar 42"	US26	672	Each	$413.00
EXT.2362	EXT.2350	1690/1790 Pushbar 42"	US26D	702	Each	$372.00
EXT.738	EXT.442	1690/1790 Pushbar 48"	US28	628	Each	$168.00
EXT.739	EXT.443	1690/1790 Pushbar 48"	DC13	710	Each	$200.00
EXT.740	EXT.444	1690/1790 Pushbar 48"	DC35	711	Each	$200.00
EXT.2363	EXT.2298	1690/1790 Pushbar 48"	US3	666	Each	$423.00
EXT.2364	EXT.2303	1690/1790 Pushbar 48"	US10	668	Each	$381.00
EXT.2365	EXT.2304	1690/1790 Pushbar 48"	US26	672	Each	$423.00

605	606	612	613	619	622	625	626
US3	US4	US10	US10B	US15	P35	US26	US26D

628	629	630	643e	689	695	710	711
US28	US32	US32D	-	P28	P13	DC13	DC35

PARTS

1690/1790 PUSHBARS AND CHANNELS **STANDARD EL**

Part number		Description	US Finish	BHMA Finish	Pkg Qty	Price
EXT.2366	EXT.2294	1690/1790 Pushbar 48"	US26D	702	Each	$381.00
EXT.175	-	1690 Channel 27.138	US28	628	Each	$35.00
EXT.177	-	1690 Channel 27.138	DC13	710	Each	$55.00
EXT.178	-	1690 Channel 27.138	DC35	711	Each	$61.00
EXT.741	-	1690 Channel 33.138	US28	628	Each	$39.00
EXT.742	-	1690 Channel 33.138	DC13	710	Each	$44.00
EXT.743	-	1690 Channel 33.138	DC35	711	Each	$43.00
EXT.744	-	1690 Channel 39.138	US28	628	Each	$44.00
EXT.745	-	1690 Channel 39.138	DC13	710	Each	$54.00
EXT.746	-	1690 Channel 39.138	DC35	711	Each	$54.00
EXT.747	-	1690 Channel 45.138	US28	628	Each	$50.00
EXT.748	-	1690 Channel 45.138	DC13	710	Each	$61.00
EXT.749	-	1690 Channel 45.138	DC35	711	Each	$66.00
4270109576	-	1790 Channel 45.580	DC35	711	Each	$100.00

25 SERIES
24 SERIES
19 SERIES
20 SERIES
1690/1790 SERIES
1490/1590 SERIES
2390 SERIES
1990/2090 SERIES
ACCESSORIES

EXPLODED VIEW

1690 SERIES DEVICE PARTS

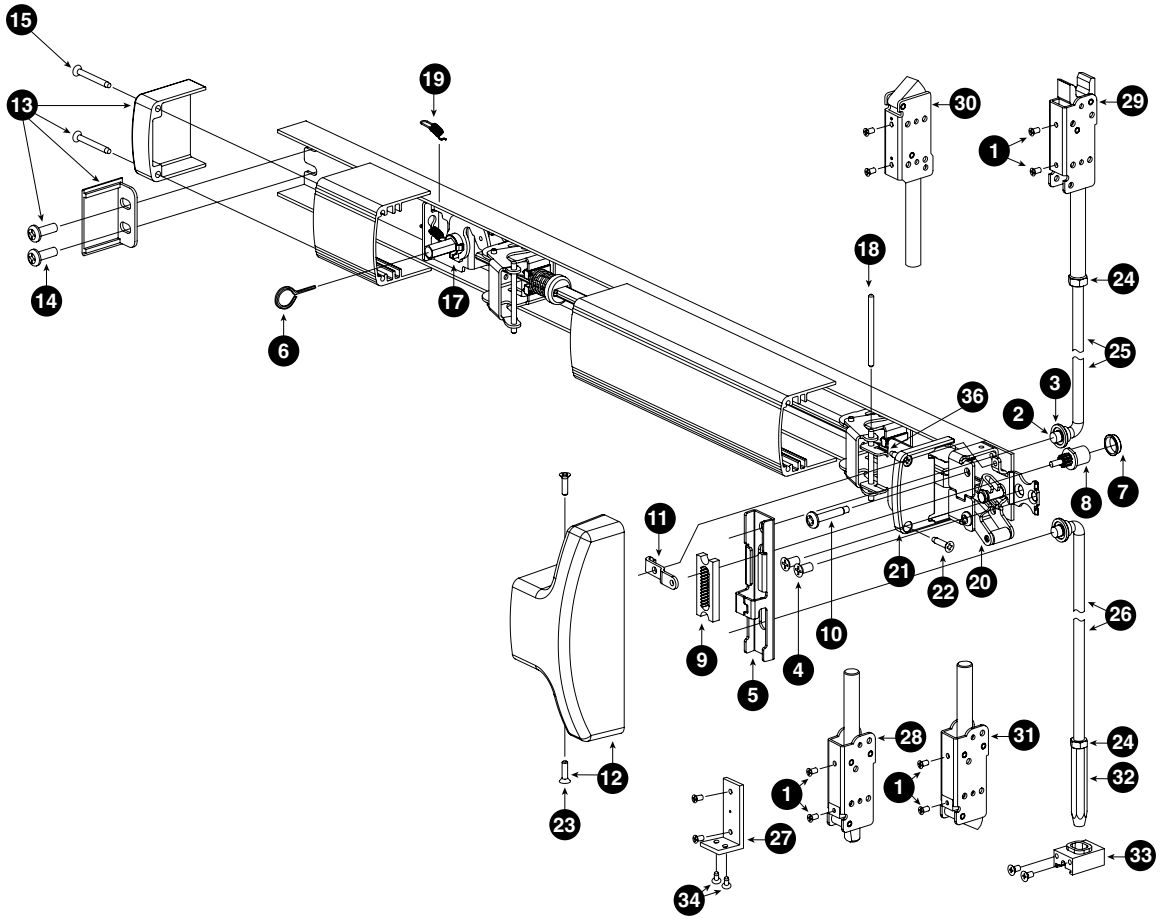

1690 DEVICE PARTS

	Part No.	Description	US Finish	BHMA Finish	Pkg Qty	Price
1	SCREW.1028	10-32-1/4" UFPHMS	US32D	630	10	$34.00
	SCREW.1029	10-32-1/4" UFPHMS	Black	-	10	$34.00
2	BUSH.109	Bearing bushing	-	-	10	$35.00
3	RRING.109	Retaining ring .250"	-	-	25	$32.00
4	SCREW.1069	Lock stile mounting screw	-	-	10	$20.00
5	BRKT.138	Lift bracket	-	-	Each	$34.00
6	KEY.10020	Hex dogging key 5/32"	-	-	10	$62.00
	PKG.150	Auxiliary package (part 1-6)	US28	628	Each	$35.00
	PKG.151	Auxiliary package (part 1-6)	DC13, DC35	710, 711	Each	$35.00
7	BUSH.102	Cylinder bushing	-	-	10	$35.00
8	CAM.102	Pinion cam	-	-	10	$192.00
	4270903177	Pinion cam	-	-	Each	$32.00
9	RETRACT.101	Rod retractor	-	-	10	$79.00
10	SCREW.1074	Retainer screw	-	-	10	$32.00
11	BRKT.478	Pinion support bracket	-	-	Each	$15.00
12	COVER.113	Center case cover kit	-	-	Each	$55.00
13	ECAP.130	Channel/hinge end cap kit	-	-	Each	$38.00
14	SCREW.1070	1/4-20 1/2" PPHMS Screw	-		10	$19.00

● Specify if door material other than aluminum. Complete rod and latch assembly includes (4270100017) standard rod and (NUT.101).
Part numbers shown are for standard centerlines and assembled lengths.

EXPLODED VIEW

1690 SERIES DEVICE PARTS

1690 DEVICE PARTS

		Part No.	Description	US Finish	BHMA Finish	Pkg Qty	Price
15		SCREW.1072	#8 1.1/2" FPH TC Typ AB Screw (before September 2004)	-		10	$19.00
		SCREW.1143	8-18 1.1/4" FPH TF Typ 25	-		10	$34.00
16		SCREW.1067	1/4-20 3/8" Hex soc set screw	Black		3	$20.00
		SCREW.1068	1/4-20 3/8" Hex soc set screw	US28	628	3	$20.00
17		KIT.1197	Dogging kit	-	-	Each	$44.00
18		PIN.128	Push bar pin	-	-	10	$20.00
19		971493-76	Dogging spring	-	-	Each	$15.00
20		BRKTASY.107	Actuator arm bracket assembly	-	-	Each	$23.00
21		ECAP.129	Lock stile push bar end cap	P35	622	Each	$23.00
22		SCREW.1077	8-3/4" FPHSMS (before September 2004)	Black	-	10	$34.00
23		SCREW.1025	8 x 5/8" FPHTC Typ 25 (before July 2006)	Black	-	10	$32.00
		SCREW.1141	8-18 .3/4" FPH TF Typ 25	-	-	10	$26.00
24		NUT.101	Rod jam nut	-	-	10	$34.00
25		4270100017	SU/PL/ES/RL Rod (Std.)	-	-	Each	$47.00
		4270102427	SU/PL/ES/RL Rod-1/4" Insulclad 7'	-	-	Each	$47.00
		4270102426	SU/PL/ES/RL Rod-1/4" Insulclad 8'	-	-	Each	$152.00
		4270100018	SU Rod 8' door	-	-	Each	$152.00
		4270100172	SU Extension rod kit up to 9' door (not shown)	-	-	Each	$134.00
		4270100197	SU Extension rod kit up to 10' door (not shown)	-	-	Each	$159.00
26		4270101825	Hex bottom rod	-	-	Each	$47.00
27		BRKTASY.101	Latch mounting bracket kit - HMD	-	-	Each	$66.00
28	●	4270100521	RL Bottom latch	-	-	Each	$132.00
29	●	4270101806	SU Top latch	-	-	Each	$158.00
30	●	4270100346	ES Top latch	-	-	Each	$181.00
31	●	4270101482	PL Bottom latch	-	-	Each	$132.00
32		BOLT.1004	Hex bottom bolt beveled	-	-	Each	$62.00
33		4270107176	Hex rod guide assembly	US32D	630	Each	$55.00
		4270107178	Hex rod guide assembly	P35	622	Each	$55.00
		SCREW.1076	Hex rod guide screws	US28	628	10	$15.00
		SCREW.1081	Hex rod guide screws	DC13, DC35	710, 711	10	$15.00
		PIN.110	ES Latch pin	-	-	10	$33.00
		PIN.109	SU/ES/PL/HH Latch spirol pin	-	-	10	$26.00
34		SCREW.1037	10-32-3/8" FPHMS	-	-	25	$32.00
	●	4270106632	SU Top rod assembly 7' door	-	-	Each	$208.00
	●	4270106633	SU Top rod assembly 8' door	-	-	Each	$312.00
	●	4270101818	SU Top rod assembly 9' door	-	-	Each	$340.00
	●	4270101819	SU Top rod assembly 10' door	-	-	Each	$370.00
	●	4270101873	ES Top rod assembly 7' door	-	-	Each	$263.00
		4270101874	ES Top rod assembly 8' door	-	-	Each	$398.00
	●	4270100522	RL Bottom rod assembly	-	-	Each	$208.00
		RODASY.1075	Hex Bottom rod assembly	-	-	Each	$146.00
	●	4270100266	PL Bottom rod assembly	-	-	Each	$213.00
36		BRKT.128	Pushbar anchor bracket	-	-	Each	$15.00

● Specify if door material other than aluminum. Complete rod and latch assembly includes (4270100017) standard rod and (NUT.101).
Part numbers shown are for standard centerlines and assembled lengths.

25 SERIES
24 SERIES
19 SERIES
20 SERIES
1690/1790 SERIES
1490/1590 SERIES
2390 SERIES
1990/2090 SERIES
ACCESSORIES

EXPLODED VIEW

1790 SERIES DEVICE PARTS

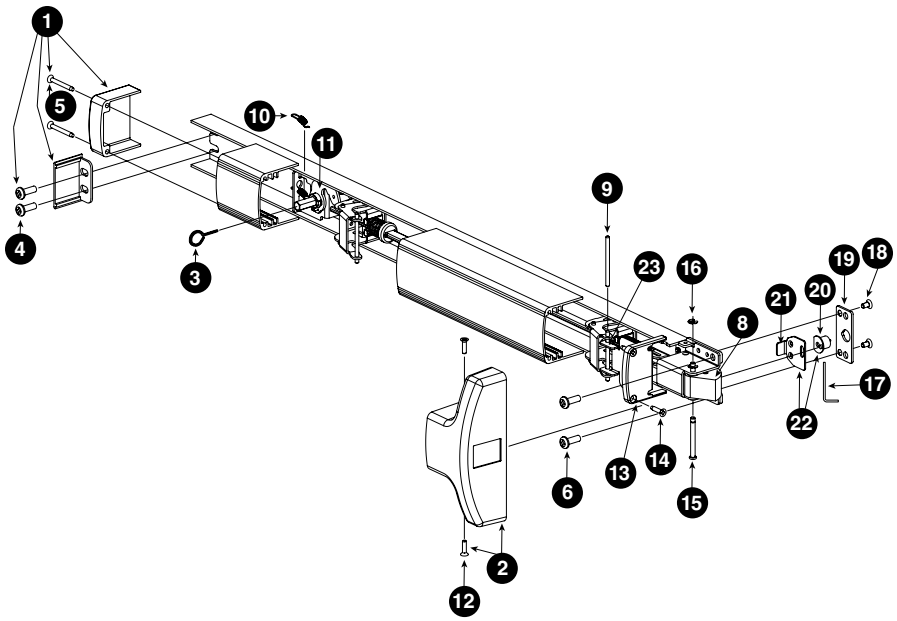

1790 SERIES EXPLODED VIEW AND DEVICE PARTS LIST

	Part No.	Description	US Finish	BHMA Finish	Pkg Qty	Price
1	ECAP.130	Channel/hingeside end cap kit	-	-	Each	$38.00
2	COVER.120	Center case cover kit	-	-	Each	$55.00
3	KEY.10020	Hex dogging key 5/32"	-	-	10	$62.00
4	SCREW.1070	1/4-20 1/2" PPHMS Screw	-	-	10	$19.00
5	SCREW.1072	#8 1.1/2" FPH TC Typ AB Screw (before September 2004)	-	-	10	$19.00
	SCREW.1143	8-18 1.1/4" FPH TF Typ 25	-	-	10	$34.00
6	SCREW.1075	1/4-20 3/4" PPHMS Screw	-	-	10	$20.00
	SCREW.1121	10-32-3/8" UFPH TF	US28	628	8	$16.00
7	PKG.133	Auxiliary package	-	-	Each	$16.00
8	LBOLT.105	Latch assembly	-	-	Each	$85.00
	SWITCH.1006	RX Switch wire assembly (not shown). Valid for field install RX option on devices shipped after June 2002	-	-	Each	$317.00
	050534-00	EL Potted circuit breaker (not shown)	-	-	Each	$483.00
	110388-00	EL Cable assembly (not shown)	-	-	Each	$67.00
9	PIN.128	Pushbar pin	-	-	10	$20.00
10	971493-76	Dogging spring	-	-	Each	$15.00
11	KIT.1197	Dogging kit	US28	628	Each	$44.00
12	SCREW.1025	8 x 5/8" FPHTC Typ 25 (before July 2006)	-	-	10	$32.00
	SCREW.1141	8-18 .3/4" FPH TF Typ 25	-	-	10	$26.00
13	ECAP.129	Lock stile end cap	DC35	711	Each	$23.00
14	SCREW.1077	8-3/4" FPHSMS (before September 2004)	Black	-	10	$34.00
15	969467-89	Latch pin	-	-	Each	$16.00

1790 Pushbars on page 275.

EXPLODED VIEW

1790 SERIES DEVICE PARTS

1790 SERIES EXPLODED VIEW AND DEVICE PARTS LIST

	Part No.	Description	US Finish	BHMA Finish	Pkg Qty	Price
16	RRING.105	Latch pin retaining clip	-	-	10	$19.00
17	4270109548	Short arm allen wrench	-	-	Each	$15.00
18	SCREW.1150	10-32-3/8" UFPH MS	-	-	10	$33.00
19	SPACER.107	1790 Channel spacer	-	-	Each	$26.00
20	CAMASY.101	Drive bushing	-	-	Each	$66.00
21	SLIDER.101	Slider	-	-	Each	$15.00
22	179CA	1790 NL/HB Cylinder assembly	-	-	Each	$39.00
23	BRKT.128	Pushbar anchor bracket	-	-	Each	$15.00

1790 Pushbars on page 275.

605	606	612	613	619	622	625	626
US3	US4	US10	US10B	US15	P35	US26	US26D

628	629	630	643e	689	695	710	711
US28	US32	US32D	-	P28	P13	DC13	DC35

Discontinuation Notice — Last day to order: Friday, December 13, 2024

1490/1590 SERIES

1490

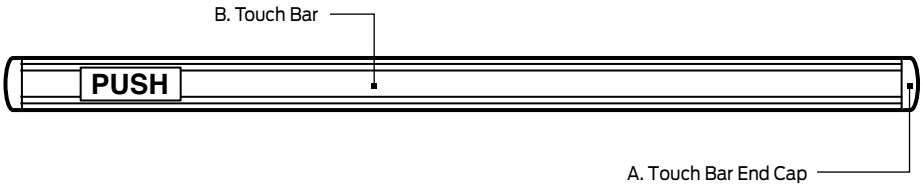

1590

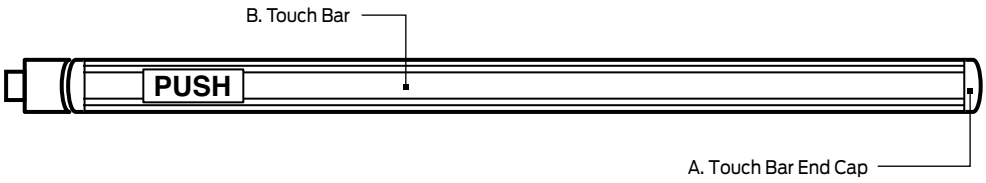

STANDARD FINISHES				
COLOR	US NUMBER	BHMA NUMBER	A	B -TOUCH BAR FINISHES
Anodized Aluminum	US28	628	Powder Coated, Flat Black	Anodized, 628 (US28)
Duranodic Dark Bronze	DC13	710	Powder Coated, Flat Black	Anodized, 710 (DC13)
Black	DC35	711	Powder Coated, Flat Black	Anodized, 711 (DC35)

TYPE OF DEVICE	
1490: Concealed Vertical Rod Touch Bar	1590: Rim Touch Bar

FUNCTION			
DT: Dummy Trim	EO: Exit Only	NLOP: Night Latch, Opt. Pull	HBOP: Hold Back, Opt. Pull
NLP: Night Latch, 9970 Pull	HBP: Hold Back, 9970 Pull		

DEVICE LENGTH (FEET AND INCHES)		
36" Standard	42" Optional	48" Optional

DEVICE HANDING	
RHR (Right Hand Reverse)	LHR (Left Hand Reverse)

DOOR MATERIAL	
ALD: Aluminum door	HMD: Hollow metal door

FRAME MATERIAL	
ALF: Aluminum frame	HMF: Hollow metal frame

DOOR THICKNESS		
DT1-3/4: 1-3/4" Standard	DT2: 2" thickness	DT2-1/4: 2-1/4" thickness

605	606	612	613	619	622	625	626
US3	US4	US10	US10B	US15	P35	US26	US26D

628	629	630	643e	689	695	710	711
US28	US32	US32D	-	P28	P13	DC13	DC35

Discontinuation Notice — Last day to order: Friday, December 13, 2024

1490 SERIES

Concealed vertical rod touchbar devices

ACN							PRICE BASED ON FINISH			
Fire	Device type	Function	Finish	Device size	Handing	Lever design	628	710	711	Default trim, included
EXIT HARDWARE							**ALL DEVICES ARE PRICED FOR 36" X 7' ALUMINUM OR HOLLOW METAL DOORS**			
	1490 .	EO	. [ ]	. [ ]	. [ ]		$1,167	$1,199	$1,199	N/A
	1491 .	DT	. [ ]	. [ ]	. [ ]		$1,427	$1,459	$1,459	9970 Pull
	1492 .	NL-OP	. [ ]	. [ ]	. [ ]		$1,354	$1,386	$1,386	149CA-NL with rim cylinder
	1493 .	HB-OP	. [ ]	. [ ]	. [ ]		$1,354	$1,386	$1,386	149CA-HB with rim cylinder
	1494 .	NL-P	. [ ]	. [ ]	. [ ]		$1,614	$1,646	$1,646	9970 Pull 149CA-NL with rim cylinder
	1495 .	HB-P	. [ ]	. [ ]	. [ ]		$1,614	$1,646	$1,646	9970 Pull 149CA-HB with rim cylinder
	1498 .		. [ ]	. [ ]	. [ ]		$816	$816	$816	N/A (Dummy touchbar device)

Specify handing RHR or LHR. Device furnished RHR when handing is not specified; both RHR and LHR labels are provided.

1 Specify door material if other than aluminum. Not recommended for use on wood doors.

2 RL Bottom latch furnished standard.

3 Cylinder assembly furnished in 711 (DC35) finish unless specified. 710 (DC13) and 628 (US28) finishes also available.

4 NL/HB trim function is supplied with a C keyway cylinder.

DEFAULT ATTRIBUTES

Pricing includes default options shown below. Additional options and configurations available.

Cylinders	Strike(s)	Door thickness	Center line
Not included	PB48 Strike Included	1-3/4"	40-9/16"

605	606	612	613	619	622	625	626
US3	US4	US10	US10B	US15	P35	US26	US26D

628	629	630	643e	689	695	710	711
US28	US32	US32D	-	P28	P13	DC13	DC35

Discontinuation Notice — Last day to order: Friday, December 13, 2024

1590 SERIES

Rim devices

ACN							PRICE BASED ON FINISH			
Fire	Device type	Function	Finish	Device size	Handing	Lever design	628	710	711	Default trim, included
EXIT HARDWARE							**ALL DEVICES ARE PRICED FOR 36" ALUMINUM OR HOLLOW METAL DOORS**			
	1590 .	EO	. [ ] .	[ ] .	[ ]		$962	$994	$994	-
	1591 .	DT	. [ ] .	[ ] .	[ ]		$1,222	$1,254	$1,254	9970 Pull
	1592 .	NL-OP[1]	. [ ] .	[ ] .	[ ]		$1,149	$1,181	$1,181	159CA-NL with rim cylinder
	1593 .	HB-OP[1]	. [ ] .	[ ] .	[ ]		$1,149	$1,181	$1,181	159CA-HB with rim cylinder
	1594 .	NL-P[1]	. [ ] .	[ ] .	[ ]		$1,409	$1,441	$1,441	9970 Pull, 159CA-NL with rim cylinder
	1595 .	HB-P[1]	. [ ] .	[ ] .	[ ]		$1,409	$1,441	$1,441	9970 Pull, 159CA-HB with rim cylinder

1 Specify if used on pair of doors with mullion.
2 Specify door material if other than aluminum.
3 Device furnished non-handed with RHR and LHR pushbar labels for field installation.
4 Price includes TD35 Strike. Retractor needed for cylinder operation only furnished with 1592/3/4/5.
5 Cylinder assembly furnished in 711 (DC35) finish unless specified. 710 (DC13) and 628 (US28) finishes also available.
6 NL/HB trim function is supplied with a C keyway rim cylinder.

DEFAULT ATTRIBUTES

Pricing includes default options shown below. Additional options and configurations available.

Cylinders	Strike(s)	Door thickness	Center line
Not included	TD35 Strike Included	1-3/4"	40-9/16"

605	606	612	613	619	622	625	626
US3	US4	US10	US10B	US15	P35	US26	US26D

628	629	630	643e	689	695	710	711
US28	US32	US32D	-	P28	P13	DC13	DC35

OPTIONS

SWITCHES	Specify (Prefix)	Price adjustment
Signal switch ▪ Base Exit device unit modified with signal switch (SPDT) indicating latch condition ▪ S Kit: See baseplate assemblies on page 294	S	$552.00

LATCH RETRACTION	Specify (Prefix)	Price adjustment
Electric latch retraction ▪ Base Exit Device unit modified with Electric latch retraction and Signal switch (SPDT) ▪ EL Kit: See EL baseplate assemblies on page 294 ▪ One PS914 x 900-2RS is the minimum requirement to power one or two EL devices ▪ See Electronics section on page 337 for requirements and options	EL	$1,179.00

EXTRA LENGTH	Specify (Suffix)	Price adjustment
42" 1490 Device	42"	$44.00
48" 1490 Device	48"	$98.00
42" 1498 Device	42"	$26.00
48" 1498 Device	48"	$33.00
42" 1590 Device	42"	$43.00
48" 1590 Device	48"	$95.00

1490 SERIES EXTENSION RODS	Specify	Price adjustment
Extension rods ▪ For door heights over 7' up to 10'	-	$144.00

REPLACEMENT CYLINDERS	Specify	Price adjustment
Rim cylinder ▪ For door with cylinder assembly (3216 - C keyway)	CYL	$128.00

CYLINDER ASSEMBLY	Specify	Price adjustment
7-pin Cylinder assembly ▪ For door with cylinder assembly and using 7-pin cylinder	7 PIN CYL	$32.00

RISER	Specify (Suffix)	Price adjustment
Risers (1/2") ▪ Specify device " x Riser" (example: 1590EO x 36" x 628 (US28) x Riser)	X RISER	$124.00

1490 SERIES CENTER LINE	Specify	Price adjustment
Center lines ▪ Change from 40-9/16" standard device centerline	-	$144.00

1490 SERIES HURRICANE DEVICE	Specify (Prefix)	Price adjustment
Hurricane option ▪ Available up to 8' device only ▪ Prefix device "HH"	HH	$29.00

HH (Hurricane) 1490 devices are hurricane rated by specific door manufacturers.
Consult your device manufacturer to assure the HH1490 is hurricane rated with their door solution.

1490 SERIES NON-STANDARD DOOR THICKNESS	Specify	Price adjustment
For doors greater than 1-3/4" up to 2-1/4" using cylinder assembly	.DT[ ]	$33.00

605	606	612	613	619	622	625	626
US3	US4	US10	US10B	US15	P35	US26	US26D

628	629	630	643e	689	695	710	711
US28	US32	US32D	-	P28	P13	DC13	DC35

STRIKES

VERTICAL ROD TOP STRIKES	Specify		Price	
Description	**Model number**	**Finish**	**Non-finished**	**622, 630, 695**
Top strike for 1990/1490/1690/2390 devices	PB48	.[Finish]	-	$34.00
PB48 Strike shim (package quantity of 10)	SHIM.112	-	$39.00	-

RIM STRIKES	Specify		Price		
Description	**Model number**	**Finish**	**Non-finished**	**Black**	**622**
Strike for inactive door, pair of doors with 1590/1790/2090 devices	STK45	.[Finish]	-	-	$113
Strike for single doors, 1590 and 1790 device	TD35	.[Finish]	-	-	$158
TD35 Strike shim	SHIM.150	.[Finish]	-	$35.00	-
TD35 Screw 10-32 x 1" FPHMS (package quantity of 25)	SCREW.1016	.[Finish]	-	$33.00	-
TD35 Wear strip	4270109590	.[Finish]	$19.00	-	-
TD35 Drive rivet (package quantity of 25)	RIVET.101	.[Finish]	$44.00	-	-

ACCESSORIES

OFFSET PULL	Specify		Price		
Description	**Model number**	**Finish**	**Non-finished**	**625, 626**	**628, 710, 711**
9970 Pull	9970 Pull	.[Finish]	-	$464.00	$260.00
9970 Mounting stud (package quantity of 10)	STUD.102	.[Finish]	$41.00	-	-

REPLACEMENT CYLINDERS	Specify		Price
Description	**Model number**	**Finish**	**613, 626**
Rim cylinder C keyway	3216	.[Finish]	$128.00

CYLINDER ASSEMBLY	Specify		Price
Description	**Model number**	**Finish**	**628, 710, 711**
Cylinder assembly less cylinder	149CA-NL	.[Finish]	$59.00
Cylinder assembly less cylinder	149CA-HB	.[Finish]	$59.00
Cylinder assembly less cylinder	159CA-NL	.[Finish]	$59.00
Cylinder assembly less cylinder	159CA-HB	.[Finish]	$59.00

For door thickness greater than 1-3/4" up to 2-1/4", add $33.00 list. For 7-pin cylinder applications, add $32.00 list.

RETRACTORS	Specify	Price
1590 Retractor single door	RTR10	$23.00
1590 Retractor single door with riser	RTR11	$23.00
1590 Retractor pair with mullion 1-3/4" door	RTR12	$23.00
1590 Retractor pair with mullion 2-1/4" door	RTR13	$23.00
1590RL Retractor 1-3/4" door	RTR14	$125.00
1590RL Retractor 2-1/4" door	RTR15	$125.00

Note: For field conversion of 1590 inactive device to NL or HB functions.

RISERS	Specify	Price
1490 Riser package	RSR1490	$124.00
1590 Riser package	RSR1590	$124.00

EXPLODED VIEW

1490/1590 SERIES DEVICE PARTS

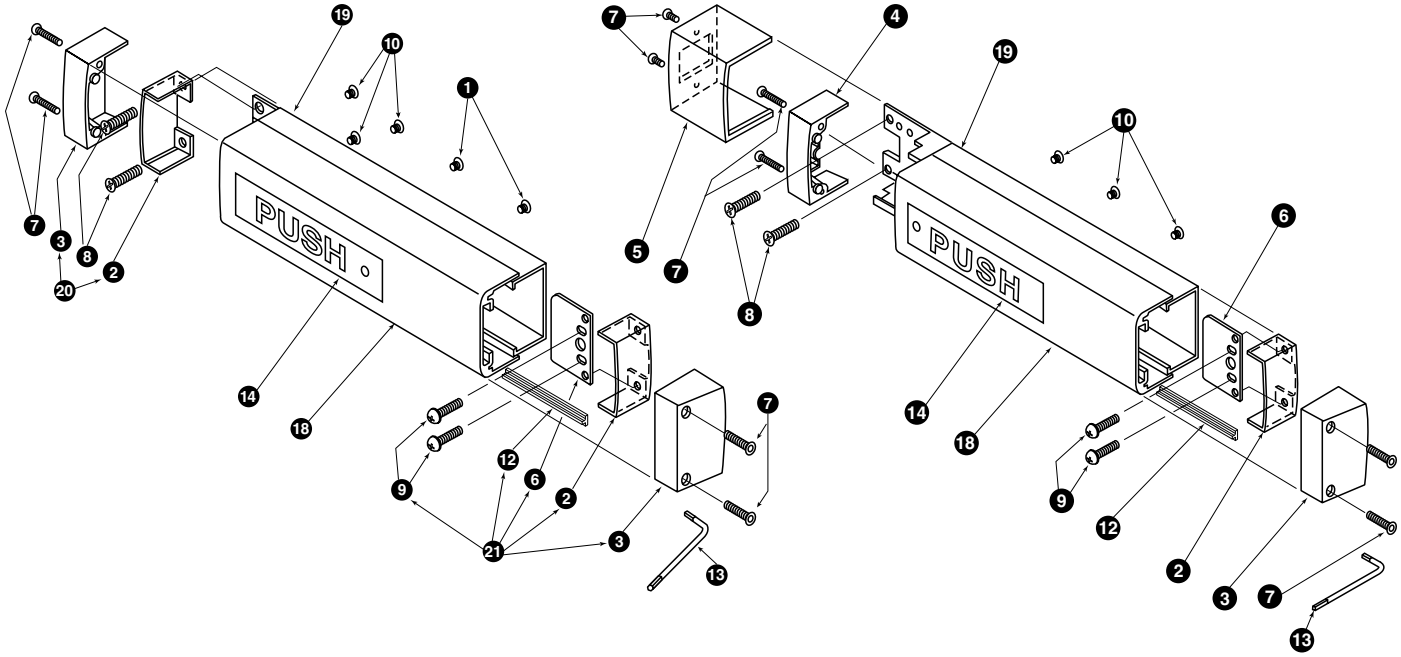

	PART NO.	DESCRIPTION	US FINISH	BHMA FINISH	PKG QTY	PRICE
1	SCREW.1028	10-32-1/4" UFPHMS Screw	-	-	10	$34.00
2	4270106786	1490/1590 Pushbar mounting bracket	-	-	Each	$35.00
3	4270106787	1490/1590 Pushbar end cap	P35	622	Each	$62.00
4	4270106875	1590 Pushbar end cap	P35	622	Each	$30.00
5	4270106863	1590 Center case cover P35	P35	622	Each	$40.00
6	4270106770	1490/1590 P/Bar Hingeside mounting plate	-	-	Each	$20.00
7	SCREW.1050	8-32 1" FH Torx screw (before September 2004)	-	-	10	$43.00
	SCREW.1143	8-18 1.1/4" FPH TF Typ 25	-	-	10	$34.00
8	SCREW.1282	12-24 1-1/2" UFPHMS Screw (1490)	-	-	10	$35.00
	SCREW.1066	12-24 1" UFPHMS Screw (1590)	-	-	10	$35.00
9	SCREW.1053	12-24 1" PPH W/SEMS EXT TF Screw	-	-	10	$35.00
10	SCREW.1012	8-32-1/4" UFPHMS Screw	US32D	630	10	$19.00
	SCREW.1055	8-32-1/4" UFPHMS Screw	Black	622	10	$19.00
12	BUMPER.103	Pushbar bumper 4' (2 ea. required)	-	-	Each	$19.00
14	4270107321	1490 RHR/1590 LHR Push label	Black	622	Each	$40.00
	4270107323	1490 LHR/1590 RHR Push label	Black	622	Each	$40.00
	4270107320	1490 RHR/1590 LHR Push label	Gold	-	Each	$40.00
	4270107322	1490 LHR/1590 RHR Push label	Gold	-	Each	$40.00
18	4270107027	1490 Pushbar 36"	US28	628	Each	$159.00
	4270107028	1490 Pushbar 36"	DC13	710	Each	$165.00
	4270107029	1490 Pushbar 36"	DC35	711	Each	$165.00
	4270107685	1490 Pushbar 36"	US3	666	Each	$1,621.00
	4270107689	1490 Pushbar 36"	US4	667	Each	$1,621.00
	4270107686	1490 Pushbar 36"	US10	668	Each	$1,621.00
	4270107691	1490 Pushbar 36"	US10B	703	Each	$1,698.00
	4270107687	1490 Pushbar 36"	US14	669	Each	$1,698.00

25 SERIES
24 SERIES
19 SERIES
20 SERIES
1690/1790 SERIES
1490/1590 SERIES
2390 SERIES
1990/2090 SERIES
ACCESSORIES

EXPLODED VIEW

1490/1590 SERIES DEVICE PARTS

	PART NO.	DESCRIPTION	US FINISH	BHMA FINISH	PKG QTY	PRICE
	4270107688	1490 Pushbar 36"	US15	670	Each	$1,698.00
18	4270107031	1490 Pushbar 48"	US28	628	Each	$168.00
	4270107032	1490 Pushbar 48"	DC13	710	Each	$178.00
	4270107033	1490 Pushbar 48"	DC35	711	Each	$178.00
	4270107703	1490 Pushbar 48"	US3	666	Each	$1,630.00
	4270107707	1490 Pushbar 48"	US4	667	Each	$1,630.00
	4270107704	1490 Pushbar 48"	US10	668	Each	$1,630.00
	4270107709	1490 Pushbar 48"	US10B	703	Each	$1,705.00
	4270107705	1490 Pushbar 48"	US14	669	Each	$1,705.00
	4270107706	1490 Pushbar 48"	US15	670	Each	$1,705.00
18	4270107091	1590 Pushbar 36"	US28	628	Each	$168.00
	4270107092	1590 Pushbar 36"	DC13	710	Each	$178.00
	4270107093	1590 Pushbar 36"	DC35	711	Each	$178.00
	4270107712	1590 Pushbar 36"	US3	666	Each	$1,621.00
	4270107716	1590 Pushbar 36"	US4	667	Each	$1,621.00
	4270107713	1590 Pushbar 36"	US10	668	Each	$1,621.00
	4270107718	1590 Pushbar 36"	US10B	703	Each	$1,708.00
	4270107714	1590 Pushbar 36"	US14	669	Each	$1,708.00
	4270107715	1590 Pushbar 36"	US15	670	Each	$1,708.00
18	4270107095	1590 Pushbar 48"	US28	628	Each	$192.00
	4270107096	1590 Pushbar 48"	DC13	710	Each	$200.00
	4270107097	1590 Pushbar 48"	DC35	711	Each	$200.00
	EXT.255	1590 Pushbar 48"	US3	666	Each	$1,648.00
	EXT.259	1590 Pushbar 48"	US4	667	Each	$1,648.00
	EXT.256	1590 Pushbar 48"	US10	668	Each	$1,648.00
	EXT.261	1590 Pushbar 48"	US10B	703	Each	$1,726.00
	EXT.257	1590 Pushbar 48"	US14	669	Each	$1,726.00
	EXT.258	1590 Pushbar 48"	US15	670	Each	$1,726.00
19	4270107034	1490 Channel 36"	US28	628	Each	$159.00
	4270107035	1490 Channel 36"	DC13	710	Each	$165.00
	4270107036	1490 Channel 36"	DC35	711	Each	$165.00
19	4270107038	1490 Channel 48"	US28	628	Each	$168.00
	4270107039	1490 Channel 48"	DC13	710	Each	$178.00
	4270107040	1490 Channel 48"	DC35	711	Each	$178.00
19	4270107587	1590 Channel 36"	US28	628	Each	$192.00
	4270107588	1590 Channel 36"	DC13	710	Each	$200.00
	4270107589	1590 Channel 36"	DC35	711	Each	$200.00
19	4270107591	1590 Channel 48"	US28	628	Each	$208.00
	4270107592	1590 Channel 48"	DC13	710	Each	$220.00
	4270107593	1590 Channel 48"	DC35	711	Each	$220.00
20	ECAP.111	1490 Lockside end cap assembly	P35	622	Each	$48.00
21	ECAP.103	1490 Hingeside end cap assembly	P35	622	Each	$57.00
	PKG.102	1490 Mounting package	US28	628	Each	$33.00
	PKG.104	1490 Mounting package	DC35	711	Each	$34.00
	PKG.105	1590 Mounting package	-	-	Each	$33.00

EXPLODED VIEW

1490/1590 SERIES ACTIVATING BASEPLATE ASSEMBLY

1490 Series

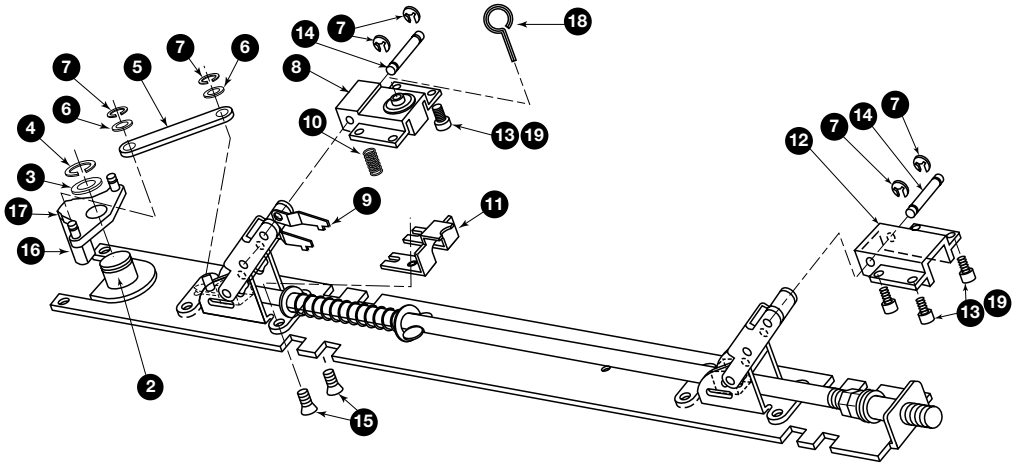

1590 Series

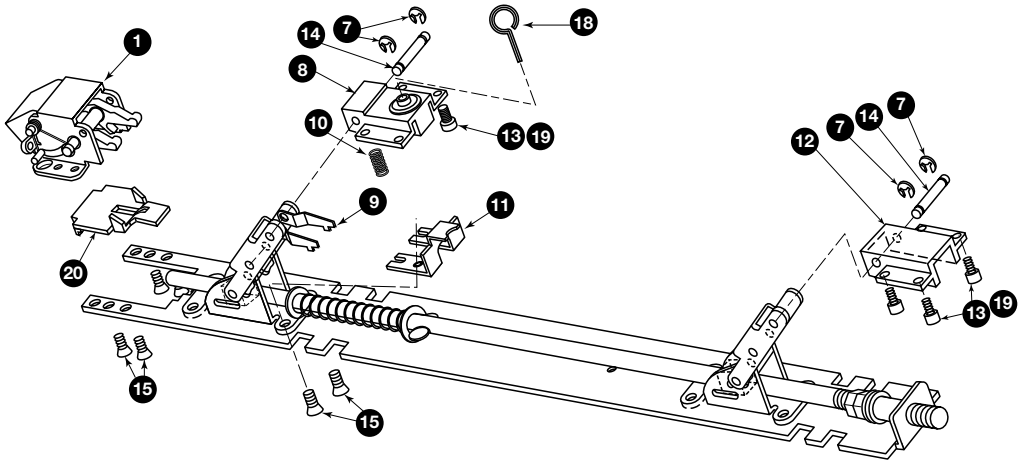

25 SERIES
24 SERIES
19 SERIES
20 SERIES
1690/1790 SERIES
1490/1590 SERIES
2390 SERIES
1990/2090 SERIES
ACCESSORIES

EXPLODED VIEW

1490/1590 SERIES ACTIVATING BASEPLATE ASSEMBLY

1490/1590 SERIES ACTIVATING BASEPLATE ASSEMBLY

	Part No.	Description	Finish	Pkg Qty	Price
1	4270107603	1590 Latch bolt assembly	-	Each	$168.00
2	4270106769	Lift lever axle	-	Each	$20.00
3	WASHER.102	Lift lever washer	-	10	$32.00
4	RRING.104	Retaining ring .500"	-	10	$23.00
5	4270106773	Link	-	Each	$19.00
6	WASHER.103	Link washer	-	10	$32.00
7	RRING.105	Retaining ring .188"	-	10	$19.00
8	4270107046	Dogging bracket assembly	-	Each	$95.00
9	971659-79	Dogging clip	-	Each	$54.00
10	4299101020	Compression spring	-	Each	$15.00
11	971660-79	Act. Rod spring stop CZNC	-	Each	$23.00
12	4270106977	Clevis	-	Each	$132.00
13	SCREW.1136	8-32-3/8" PPHMS with Sems	-	10	$48.00
14	AXLE.1007	Clevis assembly axle	-	10	$23.00
15	SCREW.1043	10-32-3/8" UFPHMS Screw	-	10	$23.00
16	4270106745	Lift lever	-	Each	$32.00
17	4270106772	Pivot pin	-	Each	$32.00
18	KEY.10020	Hex dogging key 5/32"	-	10	$62.00
19	WASHER.107	#8 Washer Hi-collar	-	10	$20.00
20	4270106888	1590 Retractor-Sgl door 1-3/4" (Only furnished with 1592/3/4/5)	-	Each	$23.00
	4270107422	1590 Retractor-Sgl door 2-1/4" (Only furnished with 1592/3/4/5)	-	Each	$23.00
	4270107520	1590 Retractor - Pair with mullion 1-3/4" door (Only furnished with 1592/3/4/5)	-	Each	$23.00
	4270107521	1590 Retractor - Pair with mullion 2-1/4" door (Only furnished with 1592/3/4/5)	-	Each	$23.00

1490 BASEPLATE ASSEMBLIES

	Part No.	Description	Finish	Pkg Qty	Price
	4270107061	1490 Baseplate assembly LHR 36"	-	Each	$660.00
	4270107048	1490 Baseplate assembly LHR 48"	-	Each	$739.00
	4270107047	1490 Baseplate assembly RHR 36"	-	Each	$660.00
	4270107060	1490 Baseplate assembly RHR 48"	-	Each	$739.00
	4270107089	1590 Baseplate assembly 36"	-	Each	$474.00
	4270107090	1590 Baseplate assembly 48"	-	Each	$558.00

EXPLODED VIEW

EL1490/EL1590 SERIES ACTIVATING BASEPLATE ASSEMBLY

EL1490

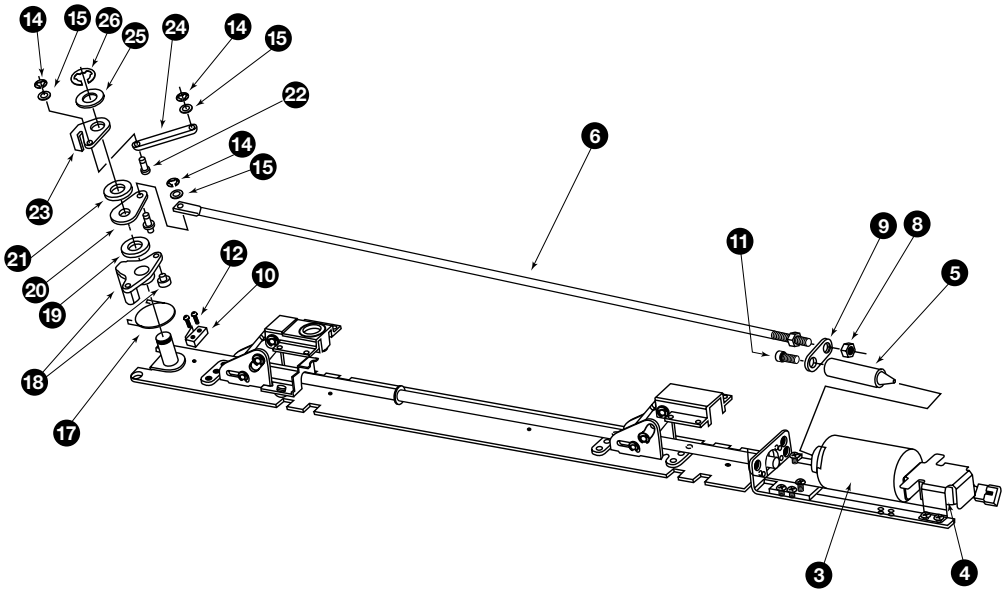

EL1590

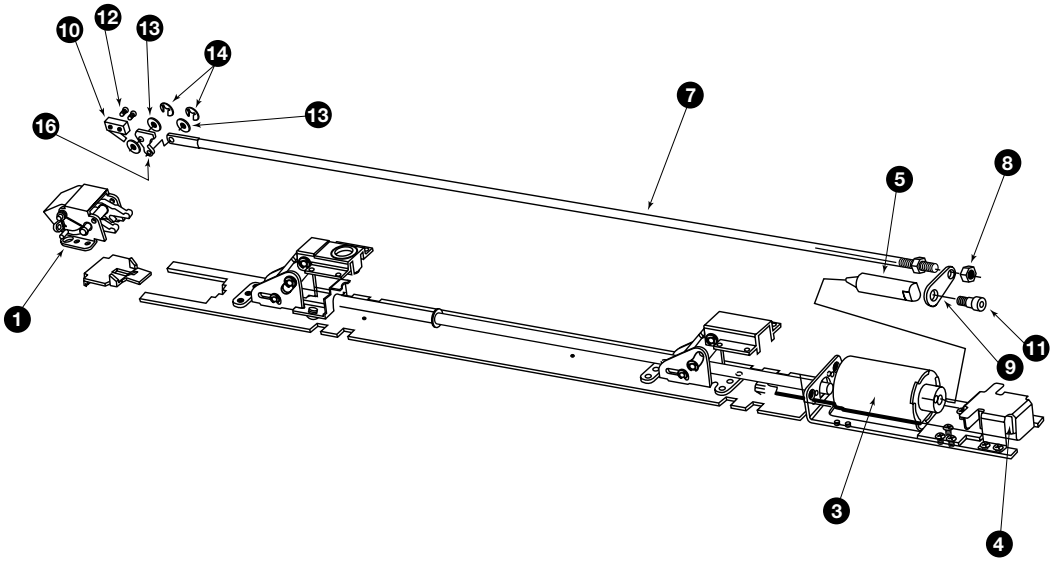

EL1490/EL1590 SERIES ACTIVATING BASEPLATE ASSEMBLY

	Part No.	Description	Finish	Pkg Qty	Price
1	4270107623	EL1590 Latch bolt assembly 36"	-	Each	$519.00
	LATCHR.102	EL1590 Latch bolt assembly 48"	-	Each	$525.00
2	4270108763	S1590 Latch bolt assembly	-	Each	$372.00
3	47639877	1490/1590 Solenoid and plunger assembly	-	Each	$417.00
4	050534-00	EL Potted circuit breaker	-	Each	$483.00
	110388-00	EL Cable assembly (not shown)	-	Each	$67.00
6	4270107193	EL1490 Pull rod 36"	-	Each	$56.00
	4270107361	EL1490 Pull rod 48"	-	Each	$65.00
7	4270107342	EL1590 Push rod 36"	-	Each	$65.00

25 SERIES
24 SERIES
19 SERIES
20 SERIES
1690/1790 SERIES
1490/1590 SERIES
2390 SERIES
1990/2090 SERIES
ACCESSORIES

EXPLODED VIEW

EL1490/EL1590 SERIES ACTIVATING BASEPLATE ASSEMBLY

EL1490/EL1590 SERIES ACTIVATING BASEPLATE ASSEMBLY

	Part No.	Description	Finish	Pkg Qty	Price
	4270107360	EL1590 Push rod 48"	-	Each	$89.00
8	NUT.103	1/4-20 Hex nut	-	10	$15.00
9	4270107341	EL1590 Link	-	Each	$15.00
10	110360-00	Subminiature switch assembly 36"	-	Each	$165.00
11	SCREW.1061	1/4-20 29/32" Soc shoulder screw	Black	10	$48.00
	SCREW.1136	8-32-3/8" PPH with Sems machine screw	-	10	$48.00
12	SCREW.1063	2-56 RHMS Screw	-	10	$15.00
	SCREW.1065	8-32-1/4" PPH MS Typ 2A Screw	-	10	$15.00
14	RRING.105	Retaining ring .188	-	10	$19.00
15	WASHER.103	Link washer	-	10	$32.00
16	LEVER.103	EL1590 Release lever assembly	-	Each	$112.00
17	4270107429	EL1490 Lift lever spring - LHR	-	Each	$15.00
	4270107430	EL1490 Lift lever spring - RHR	-	Each	$15.00
18	LEVER.104	EL1490 Lift lever sub-assembly LHR	-	Each	$49.00
	LEVER.105	EL1490 Lift lever sub-assembly RHR	-	Each	$49.00
19	4270107194	EL Lift lever spacer	-	Each	$22.00
20	4270107192	EL1490 Pivot bracket	-	Each	$15.00
21	4270109142	Lift lever washer	-	Each	$20.00
22	4270107186	Link pin	-	Each	$15.00
23	4270107188	EL1490 Lift lever bracket-LHR	-	Each	$15.00
	4270107189	EL1490 Lift lever bracket-RHR	-	Each	$15.00
24	4270106773	1490 Link	-	Each	$19.00
25	WASHER.102	Lift lever washer	-	10	$32.00
26	RRING.104	Retaining ring .500	-	10	$23.00
27	4270107363	Pivot pin YZNC STL	-	Each	$15.00

S1490/S1590 BASEPLATE ASSEMBLIES

	Part No.	Description	Finish	Pkg Qty	Price
	BASEASY.210	S1490 Baseplate assembly LHR 36"	-	Each	$1,364.00
	BASEASY.211	S1490 Baseplate assembly LHR 48"	-	Each	$1,443.00
	BASEASY.208	S1490 Baseplate assembly RHR 36"	-	Each	$1,364.00
	BASEASY.209	S1490 Baseplate assembly RHR 48"	-	Each	$1,443.00
	BASEASY.220	S1590 Baseplate assembly 36"	-	Each	$1,129.00
	BASEASY.221	S1590 Baseplate assembly 48"	-	Each	$1,208.00

Note: For “S” signal switch field replacement or conversion.

EL1490/EL1590 BASEPLATE ASSEMBLIES

	Part No.	Description	Finish	Pkg Qty	Price
	KIT.1011	EL1490 Baseplate kit LHR 36"	-	Each	$1,344.00
	KIT.1010	EL1490 Baseplate kit RHR 36"	-	Each	$1,344.00
	KIT.1013	EL1490 Baseplate kit LHR 48"	-	Each	$1,344.00
	KIT.1012	EL1490 Baseplate kit RHR 48"	-	Each	$1,344.00
	KIT.1008	EL1590 Baseplate kit 36"	-	Each	$1,344.00
	KIT.1009	EL1590 Baseplate kit 48"	-	Each	$1,344.00

Note: For “EL” field replacement. Also contains “S” signal switch.

EXPLODED VIEW

1490/1590 SERIES CYLINDER ASSEMBLY

1490

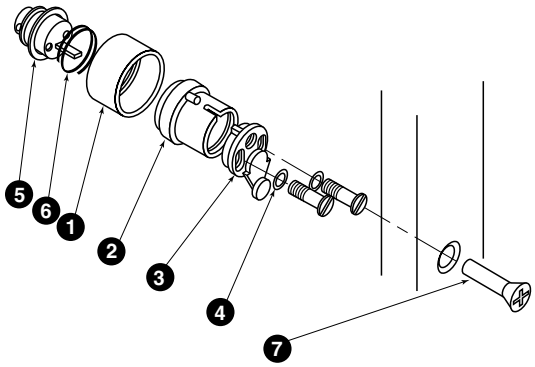

1590

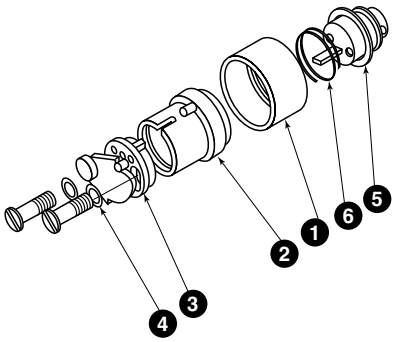

EXPLODED VIEW

1490/1590 SERIES CAM ASSEMBLY

Hold back

Night latch

1490 SERIES CYLINDER AND CAM ASSEMBLY

	Part No.	Description	US Finish	BHMA Finish	Pkg Qty	Price
1	4270107213	Cylinder collar 1.00"	P28	689	Each	$34.00
	4270107214	Cylinder collar 1.00"	P13	695	Each	$34.00
	4270107215	Cylinder collar 1.00"	P35	622	Each	$34.00
	4270109005	Cylinder collar 7-pin 1.25"	P28	689	Each	$48.00
	4270109006	Cylinder collar 7-pin 1.25"	P13	695	Each	$48.00
	4270109007	Cylinder collar 7-pin 1.25"	P35	622	Each	$48.00
2	4270107286	Cylinder tube with pin 1-3/4" door	-	-	Each	$54.00
	4270107833	Cylinder tube with pin 2" door	-	-	Each	$91.00
	4270107787	Cylinder tube with pin 2-1/4" door	-	-	Each	$91.00
	4270109009	Cylinder tube with pin 7-pin 1-3/4" door	-	-	Each	$91.00
	4270109190	Cylinder tube with pin 7-pin 2" door	-	-	Each	$91.00
	4270109630	HH Cylinder tube with pin 2-3/8" door	-	-	Each	$65.00
	CTUBE.232	HH Cylinder tube with pin 7-pin 2-3/8" door	-	-	Each	$103.00
3	4270107268	1490 NL Cam assembly	-	-	Each	$43.00
	4270107270	1490 HB Cam assembly	-	-	Each	$43.00
	4270107283	1590 NL Cam assembly	-	-	Each	$43.00
	4270107285	1590 HB Cam assembly	-	-	Each	$43.00
4	WASHER.108	Cylinder adaptor washer	-	-	10	$23.00
5	WASHER.109	Cylinder lock washer	CZNC	-	10	$32.00
	WASHER.110	Cylinder lock washer	Black	622	10	$32.00
6	SPRING.105	Cylinder collar spring	-	-	10	$16.00
7	SCREW.1105	12-24 1.1/2" UFPHMS Screw	CZNC	-	10	$35.00
	SCREW.1099	12-24 1.1/2" UFPHMS Screw	Black	622	10	$34.00

25 SERIES
24 SERIES
19 SERIES
20 SERIES
1690/1790 SERIES
1490/1590 SERIES
2390 SERIES
1990/2090 SERIES
ACCESSORIES

EXPLODED VIEW

1490 SERIES STANDARD ROD AND EL ROD ASSEMBLY

Standard rod assembly

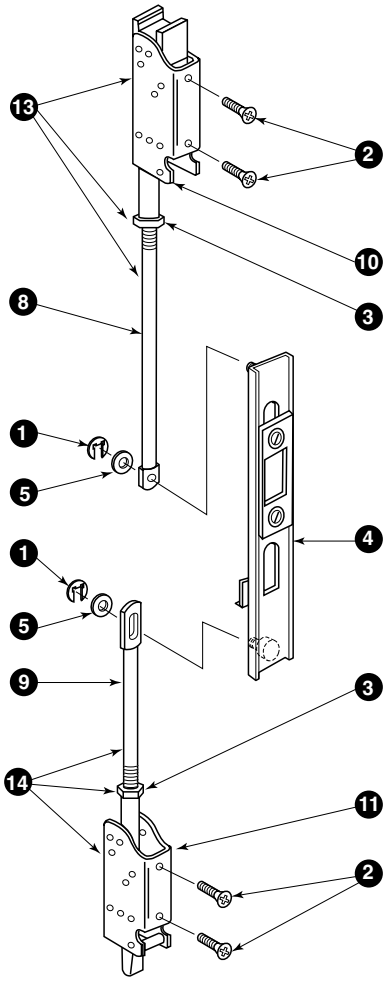

EL rod assembly

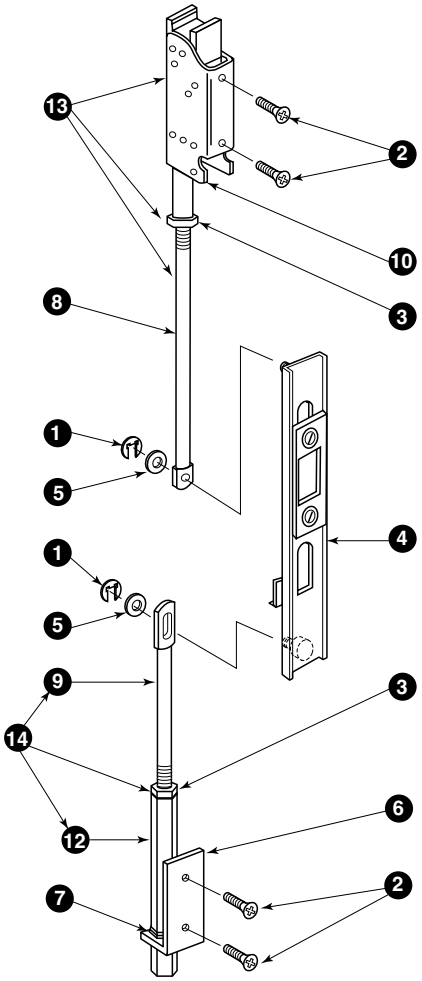

1490 SERIES STANDARD ROD AND EL ROD ASSEMBLY

	Part No.	Description	US Finish	BHMA Finish	Pkg Qty	Price
1	RRING.103	Retaining ring .250	-	-	25	$19.00
2	SCREW.1028	10-32-1/4" UFPH Screw	US32D	630	10	$34.00
	SCREW.1029	10-32-1/4" UFPH Screw	Black	622	10	$34.00
3	NUT.101	3/8-24 Jam nut	-	-	10	$34.00
4	4270106796	Lift bracket assembly	-	-	Each	$89.00
	4270107495	EL Lift bracket assembly	-	-	Each	$105.00
5	WASHER.116	Rod washer	-	-	10	$23.00
6	4270108426	EL Hex rod guide assembly	US32D	630	Each	$65.00
	GUIDE.101	EL Hex rod guide assembly	P35	622	Each	$65.00
7	BUSH.107	EL Hex bushing	-	-	10	$35.00
	GUIDE.102	HH Hex rod guide assembly	US32D	630	Each	$94.00
8	4270106776	Top rod 35.000"	-	-	Each	$85.00

EXPLODED VIEW

1490 SERIES STANDARD ROD AND EL ROD ASSEMBLY

1490 SERIES STANDARD ROD AND EL ROD ASSEMBLY

	Part No.	Description	US Finish	BHMA Finish	Pkg Qty	Price
9	4270106775	Standard bottom rod 31.625"	-	-	Each	$85.00
	GUIDE.103	HH Hex rod guide assembly	P35	622	Each	$98.00
	4270109003	EL Bottom rod 34.625"	-	-	Each	$98.00
10	4270105926	EL Top latch	-	-	Each	$208.00
	4270101806	SU Top latch	-	-	Each	$158.00
11	4270100521	RL Bottom latch	-	-	Each	$132.00
12	4270101830	Hex bottom bolt	-	-	Each	$57.00
13	RODASY.110	1490 Top rod assembly 7' door	-	-	Each	$246.00
	4270109078	EL1490 Top rod assembly 7' door	-	-	Each	$307.00
14	RODASY.112	Bottom rod assembly	-	-	Each	$145.00
	4270109077	EL1490 Bottom rod assembly	-	-	Each	$167.00
15	4270106782	1490 Top/Bottom rod assembly 7' door	-	-	Each	$474.00
	4270107497	EL1490 Top/Bottom rod assembly 7' door	-	-	Each	$550.00
	4270107791	Extension rod kit over 7' up to 10' door	-	-	Each	$172.00

605	606	612	613	619	622	625	626
US3	US4	US10	US10B	US15	P35	US26	US26D

628	629	630	643e	689	695	710	711
US28	US32	US32D	-	P28	P13	DC13	DC35

Discontinuation Notice — Last day to order: Friday, December 13, 2024

2390 SERIES

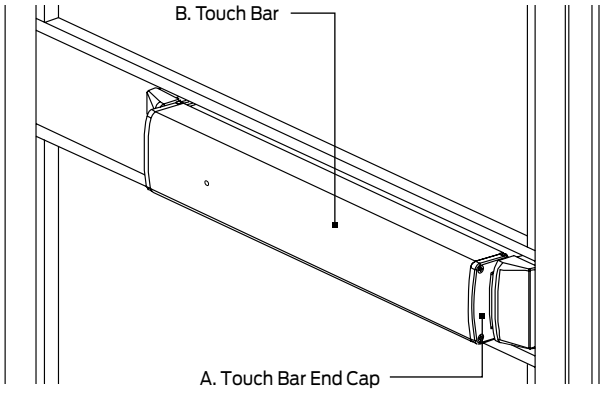

STANDARD FINISHES				
COLOR	US NUMBER	BHMA NUMBER	A	B -TOUCH BAR FINISHES
Anodized Aluminum	US28	628	Powder Paint, Flat Black	Anodized, 628 (US28)
Duranodic Dark Bronze	DC13	710	Powder Paint, Flat Black	Anodized, 710 (DC13)
Black	DC35	711	Powder Paint, Flat Black	Anodized, 711 (DC35)

FUNCTION	
EO: Exit Only	NL-HBOP: Cylinder Assy, Opt. Pull

DEVICE FINISH		
628: Anodized Aluminum (US28)	710: Duranodic Dark Bronze (DC13)	711: Black (DC35)

DEVICE SIZE (INCHES)	
21" Standard Fits door opening up to 42"	24" Optional Fits door opening up to 48"

STRIKE SERIES	
LS: Less Strike	PB48: Standard

DOOR MATERIAL
ALD: Aluminum door

FRAME MATERIAL
ALF: Aluminum frame

605	606	612	613	619	622	625	626
US3	US4	US10	US10B	US15	P35	US26	US26D

628	629	630	643e	689	695	710	711
US28	US32	US32D	-	P28	P13	DC13	DC35

Discontinuation Notice — Last day to order: Friday, December 13, 2024

2390 SERIES

Concealed vertical rod mid-panel devices

ACN							PRICE BASED ON FINISH			
Fire	Device type	Function	Finish	Device size	Handing	Lever design	628	710	711	Default trim, included
FITS DOOR OPENING UP TO 42"							**ALL DEVICES ARE PRICED FOR 42", 48" X 7' ALUMINUM METAL DOORS**			
	2390	EO	[ ]	21	[ ]		$1,121	$1,153	$1,153	N/A
	2392	NL/HB-OP	[ ]	21	[ ]		$1,390	$1,422	$1,422	Mortise cylinder assy with cylinder
	2395	NL/HB-OP	[ ]	21	[ ]		$1,262	$1,294	$1,294	Mortise cylinder assy less cylinder
	2398		[ ]	21	[ ]		$614	$657	$657	N/A (Dummy push bar device)
FITS DOOR OPENING UP TO 48"							**ALL DEVICES ARE PRICED FOR 42", 48" X 7' ALUMINUM METAL DOORS**			
	2390	EO	[ ]	24	[ ]		$1,192	$1,224	$1,224	N/A
	2392	NL/HB-OP	[ ]	24	[ ]		$1,461	$1,493	$1,493	Mortise cylinder assy with cylinder
	2395	NL/HB-OP	[ ]	24	[ ]		$1,333	$1,365	$1,365	Mortise cylinder assy less cylinder
	2398		[ ]	24	[ ]		$656	$699	$699	N/A (Dummy push bar device)

[1] Because muntin locations vary by door manufacturer, specify centerline of device when ordering (from bottom of door to centerline of muntin).

[2] Hex bottom latch furnished standard.

DEFAULT ATTRIBUTES

Pricing includes default options shown below. Additional options and configurations available.

Cylinders	Strike(s)	Door thickness	Center line
Not included	PB48 Strike Included	1-3/4"	Must specify

605	606	612	613	619	622	625	626
US3	US4	US10	US10B	US15	P35	US26	US26D

628	629	630	643e	689	695	710	711
US28	US32	US32D	-	P28	P13	DC13	DC35

OPTIONS

SWITCHES - Available on all 2390 Series devices	Specify (Prefix)	Price adjustment
Touch bar Request to Exit switch ▪ Base exit device unit modified Request-to-Exit switch monitoring pushpad.	RX	$301.00

LATCH RETRACTION	Specify (Prefix)	Price adjustment
Electric latch retraction ▪ Base exit device unit modified with electric latch retraction. ▪ The EL option is not field replaceable on this model. ▪ One PS914 x 900-2RS is the minimum requirement to power one or two EL devices. See Electronics section on page 337 for requirements and options.	EL	$759.00

OPTIONAL CYLINDER KIT	Specify	Price adjustment
NL/HB Kit Less cylinder	239CA	$141.00
NL/HB Kit Less cylinder w/ Schlage cam B502-191	231CA	$141.00
Mortise cylinder C keyway	3215	$128.00
For cylinder operation	2" Door kit	$52.00

OPTIONAL LATCHES	Specify (Suffix)	Price adjustment
Rod bottom latch	RL	$39.00
Pullman bottom latch	PL	$39.00
Top latch for use with electric strikes ▪ Device furnished LBR (Less bottom rod and Less strike) Deduct -$34.00 List.	ES	$43.00

STRIKES

CONCEALED VERTICAL ROD TOP STRIKES			
Description	Specify		622, 630, 695
	Model number	Finish	
Top strike for 1990/1490/1690/2390 devices	PB48	.[Finish]	$34.00

ACCESSORIES

EXTENSION RODS	Specify	Price adjustment
Long top rod for door height from 7' to 8'	-	$35.00
Top rod with extension for door height from 8' to 9'	-	$113.00
Top rod with extension for door height from 9' to 10'	-	$130.00
Extension rod kit for door height 7' to 10' field installation	EXTROD.1001	$179.00

Note: Rod length requirement varies with device mounting height.

FILLER PLATES	Specify	Price adjustment
Filler plate - Up to 42" Door, 16-1/2" filler plate - 628 finish only	.[Finish]	$38.00
Filler plate - Up to 48" Door, 19-1/2" filler plate - 628 finish only	.[Finish]	$39.00

EXPLODED VIEW

2390 SERIES DEVICE PARTS

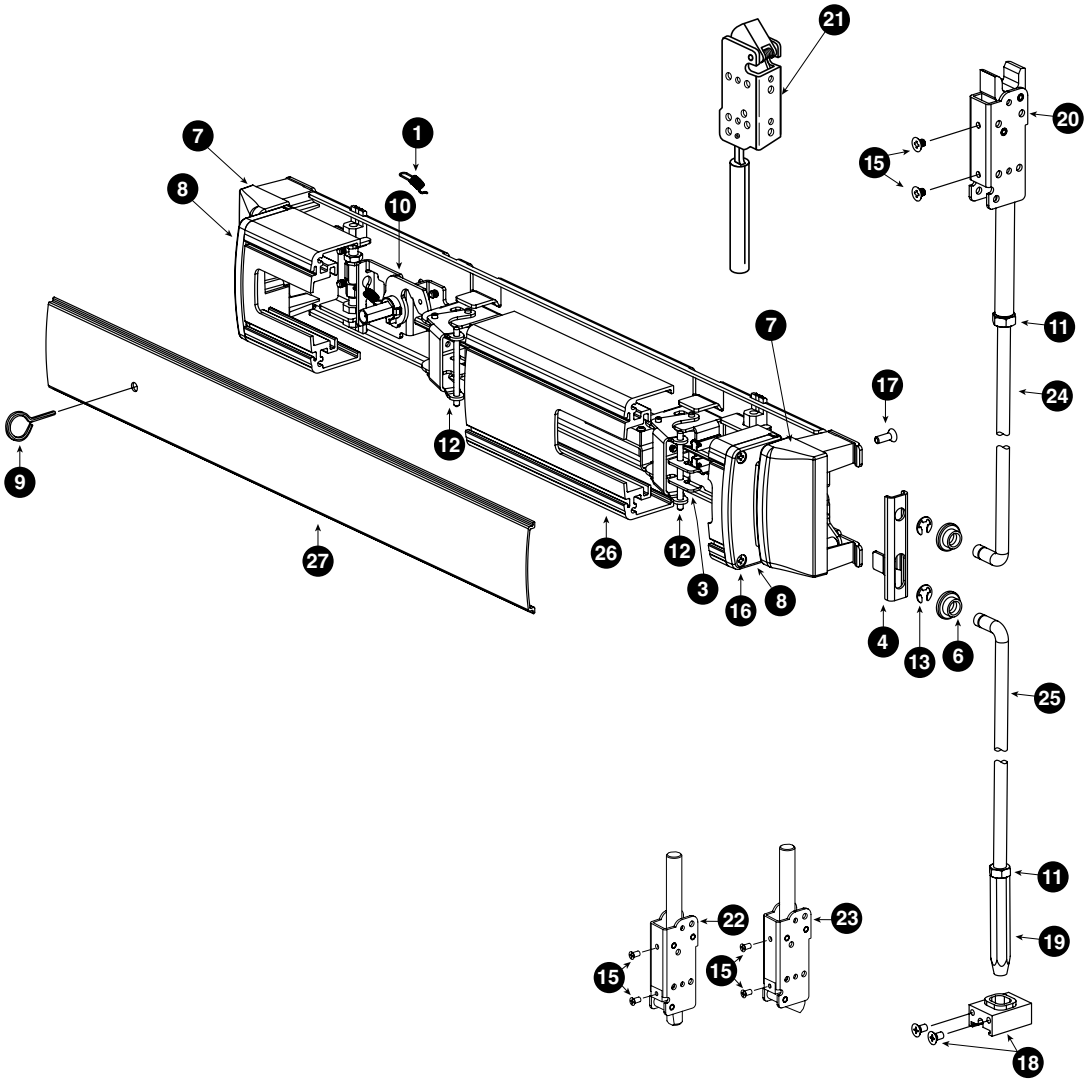

2390 SERIES EXPLODED VIEW AND DEVICE PARTS LIST

	Part number	Description	US Finish	BHMA Finish	Pkg Qty	Price
1	971493-76	Dogging spring	-	-	Each	$15.00
2	AXLE.1006	Lift lever axle	-	-	Each	$15.00
3	BRKT.137	Pushbar anchor bracket	-	-	Each	$23.00
4	BRKT.143	Lift bracket	-	-	Each	$23.00
5	BRKTASY.107	Actuator arm bracket assembly	-	-	Each	$23.00
6	BUSH.109	Bearing bushing	-	-	10	$35.00
7	COVER.127	Fixed cover	-	-	Each	$47.00
8	ECAP.143	Moving pushbar end cap	-	-	Each	$20.00
9	KEY.10020	Hex dogging key 5/32"	-	-	10	$62.00
10	KIT.1197	Dogging kit	-	-	Each	$44.00
11	NUT.101	Rod jam nut	-	-	10	$34.00

● RX Switch Kit valid for Field Install RX option on devices shipped after June, 2002.

▲ For Devices shipped before September, 2004.

25 SERIES
24 SERIES
19 SERIES
20 SERIES
1690/1790 SERIES
1490/1590 SERIES
2390 SERIES
1990/2090 SERIES
ACCESSORIES

EXPLODED VIEW

2390 SERIES DEVICE PARTS

2390 SERIES EXPLODED VIEW AND DEVICE PARTS LIST

	Part number	Description	US Finish	BHMA Finish	Pkg Qty	Price
12	PIN.128	Pushbar pin	-	-	10	$20.00
	PKG.134	Mounting package	US32D	630	Each	$35.00
	PKG.135	Mounting package	DC35	711	Each	$35.00
13	RRING.109	Retaining ring .250	-	-	25	$32.00
15	SCREW.1028	10-32-1/4" UFPHMS	US32D	630	10	$34.00
	SCREW.1029	10-32-1/4" UFPHMS	Black	-	10	$34.00
16 ▲	SCREW.1077	#8 3/4" FPH TF AB screw (before September, 2004)	-	-	10	$34.00
	SCREW.1141	8-18 .3/4" FPH TF Typ 25	-	-	10	$26.00
17	SCREW.1088	12-14 1/2" UFPH MS Typ 25 screw	-	-	10	$26.00
	SCREW.1121	10-32-3/8" UFPH TF	US28	628	8	$16.00
	SCREW.1114	10-32-3/8" UFPH TF	DC13, DC35	710, 711	8	$16.00
	SCREW.1076	Hex rod guide screws	US28	628	10	$15.00
	SCREW.1081	Hex rod guide screws	DC13, DC35	710, 711	10	$15.00
	EXTROD.1001	Extension rod kit (not shown)	-	-	Each	$179.00
18	4270107176	Hex rod guide assembly	US32D	630	Each	$55.00
	4270107178	Hex rod guide assembly	P35	622	Each	$55.00
19	BOLT.1004	Hex bottom bolt-beveled	-	-	Each	$62.00
20	4270101806	SU Top latch	-	-	Each	$158.00
21	4270100346	ES Top latch	-	-	Each	$181.00
22	4270100521	RL Bottom latch	-	-	Each	$132.00
23	4270101482	PL Bottom latch	-	-	Each	$132.00
	PIN.110	ES Latch pin	-	-	10	$33.00
	PIN.109	SU/ES/PL/HH Latch spirol pin	-	-	10	$26.00
●	SWITCH.1006	RX Switch wire assembly (not shown). Valid for field install RX option on devices shipped after June, 2002	-	-	Each	$317.00
	47639878	EL Solenoid and plunger assembly (not shown)	-	-	Each	$417.00
	050534-00	EL Potted circuit breaker (not shown)	-	-	Each	$483.00
	110388-00	EL Cable assembly (not shown)	-	-	Each	$67.00
24	ROD.1043	Top rod 34.000", CL=42.5, DH=83.1875"	-	-	Each	$47.00
	4270103324	Top rod 35.500", CL=41.25, DH=83.1875"	-	-	Each	$47.00
	ROD.1082	Top rod 39.000", CL=37.875, DH=83.1875"	-	-	Each	$47.00
	ROD.1036	Top rod 36.500", CL=40, DH=83.1875"	-	-	Each	$47.00
25	ROD.1080	Bottom rod 40.000", CL=42.500"	-	-	Each	$47.00
	ROD.1044	Bottom rod 38.500", CL=41.250"	-	-	Each	$47.00
	4270100017	Bottom rod 35.125", CL=37.875"	-	-	Each	$47.00
	ROD.1011	Bottom rod 37.500", CL=40"	-	-	Each	$47.00
	KIT.1128	2390 LBR kit	-	-	Each	$23.00

● RX Switch Kit valid for Field Install RX option on devices shipped after June, 2002.
▲ For Devices shipped before September, 2004.

EXPLODED VIEW

2390 SERIES DEVICE PARTS

2390 SERIES EXPLODED VIEW AND DEVICE PARTS LIST (CONTINUED)

	Part number	Description	US Finish	BHMA Finish	Price
26	EXT.3000	Pushbar 21"	US28	628	$213.00
	EXT.3001	Pushbar 21"	DC13	710	$231.00
	EXT.3002	Pushbar 21"	DC35	711	$231.00
	EXT.3004	Pushbar 24"	US28	628	$249.00
	EXT.3005	Pushbar 24"	DC13	710	$274.00
	EXT.3006	Pushbar 24"	DC35	711	$274.00
27	EXT.3008	Cover plate 21"	US28	628	$85.00
	EXT.3009	Cover plate 21"	DC13	710	$95.00
	EXT.3010	Cover plate 21"	DC35	711	$95.00
	EXT.3012	Cover plate 24"	US28	628	$92.00
	EXT.3013	Cover plate 24"	DC13	710	$108.00
	EXT.3014	Cover plate 24"	DC35	711	$108.00
	EXT.3050	EL Cover plate 21"	US28	628	$89.00
	EXT.3051	EL Cover plate 21"	DC13	710	$99.00
	EXT.3052	EL Cover plate 21"	DC35	711	$99.00
	EXT.3054	EL Cover plate 24"	US28	628	$95.00
	EXT.3055	EL Cover plate 24"	DC13	710	$112.00
	EXT.3056	EL Cover plate 24"	DC35	711	$112.00
	CHASY.147	Channel assembly 36" door (supplied for field sizing)	US28	628	$139.00
	CHASY.160	Channel assembly 36" door (supplied for field sizing)	DC13	710	$168.00
	CHASY.107	Channel assembly 36" door (supplied for field sizing)	DC35	711	$168.00
	CHASY.108	Channel assembly 48" door (supplied for field sizing)	US28	628	$160.00
	CHASY.109	Channel assembly 48" door (supplied for field sizing)	DC13	710	$227.00
	CHASY.125	Channel assembly 48" door (supplied for field sizing)	DC35	711	$227.00
	EXT.2927	Filler plate 16.50", 42" Door (supplied for field sizing)	US28	628	$43.00
	EXT.2949	Filler plate 16.50", 42" Door (supplied for field sizing)	DC13	710	$47.00
	EXT.2950	Filler plate 16.50", 42" Door (supplied for field sizing)	DC35	711	$47.00
	EXT.440	Filler plate 19.50", 48" Door (supplied for field sizing)	US28	628	$44.00
	EXT.445	Filler plate 19.50", 48" Door (supplied for field sizing)	DC13	710	$47.00
	EXT.450	Filler plate 19.50", 48" Door (supplied for field sizing)	DC35	711	$47.00
●	RODASY.10001	Top rod assembly RHR AL=40.176", CL=42.500", DH=83.1875"	-	-	$208.00
●	RODASY.10002	Top rod assembly RHR AL=41.426", CL=41.250" DH=83.1875"	-	-	$208.00
●	RODASY.10003	Top rod assembly RHR AL=44.801", CL=37.875", DH=83.1875"	-	-	$246.00
●	RODASY.10004	Top rod assembly RHR AL=42.676", CL=40", DH=83.1875"	-	-	$208.00
●	RODASY.10005	Top rod assembly RHR AL=41.489", CL=41.250", DH=83.1875"	-	-	$208.00
●	RODASY.10006	Top rod assembly LHR AL=40.176", CL=42.500", DH=83.1875"	-	-	$208.00
●	RODASY.10007	Top rod assembly LHR AL=41.426", CL=41.250", DH=83.1875"	-	-	$208.00
●	RODASY.10008	Top rod assembly LHR AL=44.801", CL=37.875", DH=83.1875"	-	-	$246.00
●	RODASY.10009	Top rod assembly LHR AL=42.676", CL=40", DH=83.1875"	-	-	$208.00
●	RODASY.10010	Top rod assembly LHR AL=41.489", CL=41.250", DH=83.1875"	-	-	$208.00
●	RODASY.10011	Bottom rod assembly AL=41.877", CL=42.500"	-	-	$108.00
●	RODASY.10012	Bottom rod assembly AL=40.627", CL=41.250"	-	-	$108.00
●	RODASY.10013	Bottom rod assembly AL=37.252", CL=37.875"	-	-	$108.00
●	RODASY.10014	Bottom rod assembly AL=39.377", CL=40"	-	-	$108.00

● Complete rod and latch assembly includes standard rod (4270100017) and (NUT.101).

25 SERIES
24 SERIES
19 SERIES
20 SERIES
1690/1790 SERIES
1490/1590 SERIES
2390 SERIES
1990/2090 SERIES
ACCESSORIES

EXPLODED VIEW

2390 SERIES CYLINDER ASSEMBLY

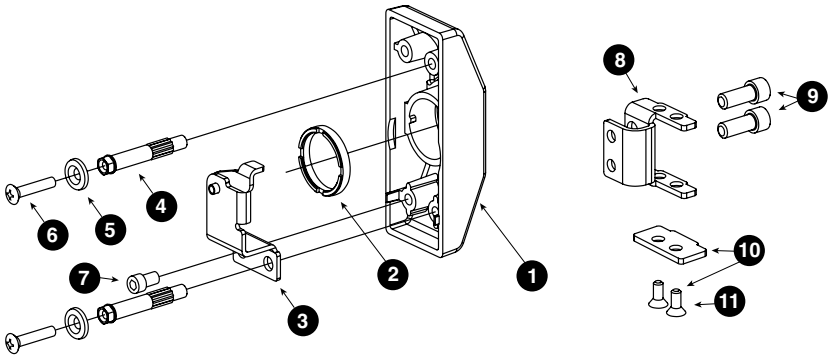

2390 SERIES CYLINDER ASSEMBLY

	Part number	Description	US Finish	BHMA Finish	Pkg qty	Price
1	HOUSING.123	2390 Cylinder housing	P28	689	Each	$122.00
	HOUSING.124	2390 Cylinder housing	P13	695	Each	$122.00
	HOUSING.125	2390 Cylinder housing	P35	622	Each	$122.00
2	971974-00	Mortise locking collar	-	-	Each	$20.00
3	BRKTASY.118	2390 NL/HB Bracket assembly	-	-	Each	$57.00
4	971585-89	Mounting stud	-	-	Each	$19.00
5	WASHER.120	#10 Countersunk washer	DC35	711	10	$20.00
5	WASHER.121	#10 Countersunk washer	US32D	630	10	$20.00
6	SCREW.1083	10-24 x 1" OPHMS	US32D	630	10	$23.00
7	SCREW.1082	1/4-20 x 3/8" SHCS	-	-	10	$23.00
8	BRKT.152	2390 Rod lift bracket	-	-	Each	$34.00
9	SCREW.1084	1/4-28 x 3/4" SHCS	-	-	10	$26.00
10	BRKTASY.155	Lift bracket kit - 2" door	-	-	Each	$61.00
11	SCREW.1085	8-18 x 5/16" UFPHSMS AB Screw	-	-	Each	$23.00

STRIKE

	Part number	Description	US Finish	BHMA Finish	Pkg qty	Price
	SHIM.112	PB48 Strike shim	-	-	10	$35.00
	SCREW.1038	Screw 8-32 x 1/2" UFPHMS	Black	-	25	$23.00
	SCREW.1032	Screw 8-32 x 1/2" UFPHMS	US32D	630	25	$23.00

605	606	612	613	619	622	625	626
US3	US4	US10	US10B	US15	P35	US26	US26D

628	629	630	643e	689	695	710	711
US28	US32	US32D	-	P28	P13	DC13	DC35

1990/2090 SERIES

1990

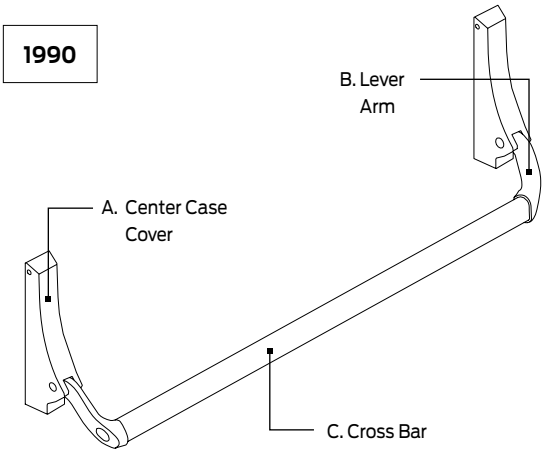

2090

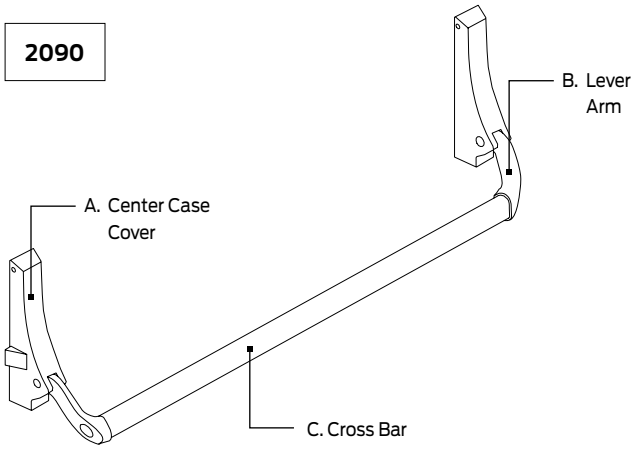

STANDARD FINISHES			
COLOR	**US NUMBER**	**BHMA NUMBER**	**A, B, C**
Flat Black Painted	P35	622	Powder Paint, 622
Satin Chrome	US26D	626	Powder Paint, 526
Powder-Coated Aluminum	P28	689	Powder Paint, 689
Powder-Coated Dark Bronze	P13	695	Powder Paint, 695

TYPE OF DEVICE	
1990: Concealed Vertical Rod Crossbar	2090: Rim Crossbar

FUNCTION			
DT: Dummy Trim	EO: Exit Only	NLOP: Night Latch, Opt. Pull	HBOP: Hold Back, Opt. Pull
NLP: Night Latch, 9970 Pull	HBP: Hold Back, 9970 Pull		

DEVICE FINISH			
622: Flat Black Painted (P35)	626: Satin Chrome (US26D)	689: Powder-Coated Aluminum (P28)	695: Powder-Coated Dark Bronze (P13)

DEVICE HANDING	
RHR (Right Hand Reverse)	LHR (Left Hand Reverse)

DOOR MATERIAL	
ALD: Aluminum door	HMD: Hollow metal door

DOOR THICKNESS		
DT1-3/4: 1-3/4" Standard	DT2: 2" thickness	DT2-1/4: 2-1/4" thickness

605	606	612	613	619	622	625	626
US3	US4	US10	US10B	US15	P35	US26	US26D

628	629	630	643e	689	695	710	711
US28	US32	US32D	-	P28	P13	DC13	DC35

1990 SERIES

Concealed vertical rod crossbar devices

ACN							PRICE BASED ON FINISH			
Fire	Device type	Function	Finish	Device size	Handing	Lever design	689	622 695	626	Default trim, included
EXIT HARDWARE							ALL DEVICES ARE PRICED FOR 3'8" X 7' ALUMINUM OR HOLLOW METAL DOORS			
	1990	EO	[ ]	[ ]	[ ]		$677	$695	$1,700	N/A
	1991	DT	[ ]	[ ]	[ ]		$937	$955	$2,164	9970 Pull
	1992	NL-OP	[ ]	[ ]	[ ]		$805	$823	$1,828	Rim cylinder only
	1992	HB-OP	[ ]	[ ]	[ ]		$805	$823	$1,828	Rim cylinder only
	1993	NL[3]	[ ]	[ ]	[ ]		$1,065	$1,083	$2,292	9970 With rim cylinder
	1993	HB[3]	[ ]	[ ]	[ ]		$1,065	$1,083	$2,292	9970 With rim cylinder

[1] Devices are supplied 3' 8" x 7' standard, if not specified.
[2] Hex bottom latch furnished standard.
[3] NL/HB trim function is supplied with a C keyway cylinder.

DEFAULT ATTRIBUTES

Pricing includes default options shown below. Additional options and configurations available.

Cylinders	Strike(s)	Door thickness	Center line	Door material*
Not included	PB48 Strike Included	1-3/4"	40-9/16"	Aluminum door (AL)

* Hollow Metal (HM) must be indicated in item description when ordering for correct mounting hardware.

605	606	612	613	619	622	625	626
US3	US4	US10	US10B	US15	P35	US26	US26D

628	629	630	643e	689	695	710	711
US28	US32	US32D	-	P28	P13	DC13	DC35

2090 SERIES

Rim crossbar devices

ACN							PRICE BASED ON FINISH			
Fire	Device type	Function	Finish	Device size	Handing	Lever design	689	622 695	626	Default trim, included
EXIT HARDWARE							**ALL DEVICES ARE PRICED FOR 3'8" ALUMINUM OR HOLLOW METAL DOORS**			
	2090	EO	[ ]	[ ]	[ ]		$558	$581	$1,577	N/A
	2091	DT	[ ]	[ ]	[ ]		$818	$841	$2,041	9970 Pull
	2092	NL-OP	[ ]	[ ]	[ ]		$686	$709	$1,705	Rim cylinder only
	2092	HB-OP	[ ]	[ ]	[ ]		$686	$709	$1,705	Rim cylinder only
	2093	NL[2]	[ ]	[ ]	[ ]		$946	$969	$2,169	9970 with rim cylinder
	2093	HB[2]	[ ]	[ ]	[ ]		$946	$969	$2,169	9970 with rim cylinder

1 Price includes SD36 Strike.
2 NL/HB trim function is supplied with a C keyway cylinder.

DEFAULT ATTRIBUTES

Pricing includes default options shown below. Additional options and configurations available.

Cylinders	Strike(s)	Door thickness	Center line
Not included	SD36 Strike Included	1-3/4"	40-9/16"

605	606	612	613	619	622	625	626
US3	US4	US10	US10B	US15	P35	US26	US26D

628	629	630	643e	689	695	710	711
US28	US32	US32D	-	P28	P13	DC13	DC35

OPTIONS

1990 SERIES OPTIONAL LATCHES	Specify (Suffix)	Price adjustment
Rod bottom latch	RL	$39.00
Pullman bottom latch	PL	$39.00
Top latch for use with electric strikes ▪ Device furnished LBR (Less bottom rod and Less strike) Deduct -$34.00 List	ES	$43.00

NON-STANDARD DOOR HEIGHT - For doors greater than 7'	Specify	Price adjustment
Up to 8'	8ft	$89.00
Up to 9'	9ft	$112.00
Up to 10'	10ft	$130.00

CROSSBAR Crossbar furnished 41" standard - Easily cut for job fitting	Specify	Price adjustment
Extra length crossbar - 48" (fits door width up to 51") - 622, 689, 695 finishes	.[Finish]	$28.00
Extra length crossbar - 48" (fits door width up to 51") - Architectural finishes	.[Finish]	$39.00
Less crossbar	-	-$162.00

Specify handing RHR or LHR for 2090 Series. Not reversible.
Specify if door material other than aluminum.
1990 Series not recommended for use on wood doors.

STRIKES

VERTICAL ROD TOP STRIKES

Description	Specify		Non-finished	622, 630, 695
	Model number	Finish		
Top strike for 1990/1490/1690/2390 devices	PB48	.[Finish]	-	$34.00
PB48 Strike shim (package quantity of 10)	SHIM.112	-	$39.00	-

RIM STRIKES

Description	Specify		622	689, 695
	Model number	Finish		
Strike for inactive door, pair of doors with 1590/1790/2090 devices	STK45	.[Finish]	-	$113.00
Strike for all stops, 2090 device	SD36	.[Finish]	$101.00	$101.00
Strike for single doors, 1590 or 1790 device	TD35	.[Finish]	-	$158.00

ACCESSORIES

OFFSET PULL

Description	Specify		Non-finished	625, 626	628, 710, 711
	Model number	Finish			
9970 Pull	9970 Pull	.[Finish]	-	$464.00	$260.00
9970 Mounting stud (package quantity of 10)	STUD.102	.[Finish]	$41.00	-	-

605	606	612	613	619	622	625	626
US3	US4	US10	US10B	US15	P35	US26	US26D

628	629	630	643e	689	695	710	711
US28	US32	US32D	-	P28	P13	DC13	DC35

ACCESSORIES

REPLACEMENT CYLINDERS			
Description	Specify		613, 626
	Model number	Finish	
Rim cylinder C keyway	3216	.[Finish]	$128.00

PARTS

- For devices furnished after 5/1/77

34 END CASE ASSEMBLY LH
LH = Lock Stile assembly for LHR Device or Hinge Stile assembly for RHR Device

Description	Specify		Price
	Part number	Finish	
34 End Case Assy LH 689 (P28) finish only	4270902776	-	$281.00
34 End Case Assy LH 695 (P13) finish only	4270902778	-	$311.00
34 End Case Assy LH 622 (P35) finish only	4270902779	-	$311.00
34 End Case Assy LH 626 (US26D) finish only	CASE.223	-	$909.00

35 END CASE ASSEMBLY RH
RH = Lock Stile assembly for RHR Device or Hinge Stile assembly for LHR Device

Description	Specify		Price
	Part number	Finish	
35 End Case Assy RH 689 (P28) finish only	4270902782	-	$281.00
35 End Case Assy RH 695 (P13) finish only	4270902784	-	$311.00
35 End Case Assy RH 622 (P35) finish only	4270902785	-	$311.00
35 End Case Assy RH 626 (US26D) finish only	CASE.222	-	$909.00

35 LEVER ARM LH - ACTIVE
LH = Lock Stile Lever Arm for LHR device

Description	Specify		Price
	Part number	Finish	
35 Lever Arm LH - Active 689 (P28) finish only	4270902763	-	$88.00
35 Lever Arm LH - Active 695 (P13) finish only	4270902766	-	$98.00
35 Lever Arm LH - Active 622 (P35) finish only	4270902767	-	$98.00
35 Lever Arm LH - Active 626 (US26D) finish only	LARM.216	-	$328.00

35 LEVER ARM RH - ACTIVE
RH = Lock Stile Lever Arm for RHR device

Description	Specify		Price
	Part number	Finish	
35 Lever Arm RH - Active 689 (P28) finish only	4270902769	-	$88.00
35 Lever Arm RH - Active 695 (P13) finish only	4270902772	-	$98.00
35 Lever Arm RH - Active 622 (P35) finish only	4270902773	-	$98.00
35 Lever Arm RH - Active 626 (US26D) finish only	LARM.205	-	$328.00

36 LEVER ARM LH - END CASE
LH = Lock Stile Lever Arm for LHR Device or Hinge Stile Lever Arm for RHR Device

Description	Specify		Price
	Part number	Finish	
36 Lever Arm LH - End Case 689 (P28) finish only	4270902799	-	$88.00
36 Lever Arm LH - End Case 695 (P13) finish only	4270902802	-	$98.00
36 Lever Arm LH - End Case 622 (P35) finish only	4270902803	-	$98.00
36 Lever Arm LH - End Case 626 (US26D) finish only	LARM.180	-	$328.00

36 LEVER ARM RH - END CASE
RH = Lock Stile Lever Arm for RHR Device or Hinge Stile Lever Arm for LHR Device

Description	Specify		Price
	Part number	Finish	
36 Lever Arm RH - End Case 689 (P28) finish only	4270902805	-	$88.00
36 Lever Arm RH - End Case 695 (P13) finish only	4270902808	-	$98.00
36 Lever Arm RH - End Case 622 (P35) finish only	4270902809	-	$98.00
36 Lever Arm RH - End Case 626 (US26D) finish only	LARM.188	-	$328.00

NOTE: 1990/2090 Lever arms and housing assemblies in US finishes are not compatible with 990/1090 components.
Replace with appropriate end case assembly or active housing assembly.

605	606	612	613	619	622	625	626
US3	US4	US10	US10B	US15	P35	US26	US26D

628	629	630	643e	689	695	710	711
US28	US32	US32D	-	P28	P13	DC13	DC35

PARTS

- For devices furnished after 5/1/77

37 ACTIVE HOUSING ASSEMBLY LH
LH = Lock Stile assembly for LHR device

Description	Specify		Price
	Part number	Finish	
37 Active Housing Assy LH 689 (P28) finish only	4270902740	-	$358.00
37 Active Housing Assy LH 695 (P13) finish only	4270902742	-	$383.00
37 Active Housing Assy LH 622 (P35) finish only	4270902743	-	$383.00
37 Active Housing Assy LH 626 (US26D) finish only	CASE.243	-	$1,040.00

37 ACTIVE HOUSING ASSEMBLY RH
RH = Lock Stile assembly for RHR device

Description	Specify		Price
	Part number	Finish	
37 Active Housing Assy RH 689 (P28) finish only	4270902746	-	$358.00
37 Active Housing Assy RH 695 (P13) finish only	4270902748	-	$383.00
37 Active Housing Assy RH 622 (P35) finish only	4270902749	-	$383.00
37 Active Housing Assy RH 626 (US26D) finish only	CASE.229	-	$1,040.00

38 HOUSING ASSEMBLY
(Includes housing, retainer spring, retainer, dog screw, & mounting screws)

Description	Specify		Price
	Part number	Finish	
38 Housing Assy 689 (P28) finish only	4270902787	-	$200.00
38 Housing Assy 695 (P13) finish only	4270902789	-	$200.00
38 Housing Assy 622 (P35) finish only	4270902790	-	$200.00
38 Housing Assy 626 (US26D) finish only	HOUSING.231	-	$567.00

39 CROSSBAR 41"

Description	Specify		Price
	Part number	Finish	
39 Crossbar 41" 689 (P28) finish only	47285197	-	$200.00
39 Crossbar 41" 710 (DC13) finish only	47285197	-	$216.00
39 Crossbar 41" 622 (P35) finish only	47285197	-	$216.00

CROSSBAR 48"

Description	Specify		Price
	Part number	Finish	
Crossbar 48" 689 (P28) finish only	47286482	-	$226.00
Crossbar 48" 710 (DC13) finish only	47286482	-	$247.00
Crossbar 48" 622 (P35) finish only	47286482	-	$247.00

NOTE: 1990/2090 Lever arms and housing assemblies in US finishes are not compatible with 990/1090 components. Replace with appropriate end case assembly or active housing assembly.

605	606	612	613	619	622	625	626
US3	US4	US10	US10B	US15	P35	US26	US26D

628	629	630	643e	689	695	710	711
US28	US32	US32D	-	P28	P13	DC13	DC35

PARTS

PANIC DEVICE REPAIR KIT		
Description	**Part number**	**Price**
Complete repair kit (See below for what is supplied in Kit)	4270100583	$473.00
Maintenance kit box only	4270100582	$38.00

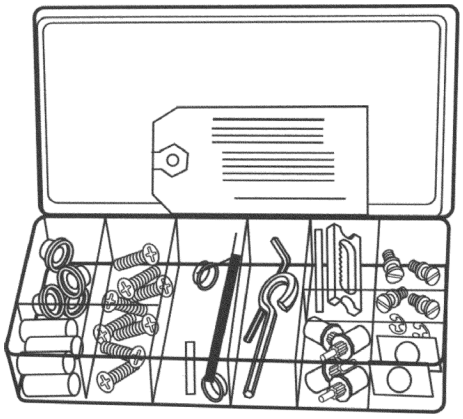

Parts kit for easy servicing of 1990 Devices

KIT INCLUDES:

	Description	Part number	Replacement Pkg	Quantity
12	Retaining rings	RING.108	RRING.109	(pkg/25)
6	1/4-20 x 3/8 Set screws	4270100130	SCREW.1030	(pkg/25)
6	Bearing bushing	BUSH.108	BUSH.109	(pkg/10)
8	Tension springs	4270101753	SPRING.103	(pkg/10)
2	Dogging screws	4270100153	SCREW.1022	(pkg/25)
10	10-32 x 1/4 UFPH MS	963128-00	SCREW.1028	(pkg/10)
6	1/4-20 x 1" FPH MS	4299100213	SCREW.1027	(pkg/10)
3	Spring pins	4270100152	PIN.104	(pkg/10)
1	Dogging key	4270100116	KEY.101	(pkg/10)
1	1/8" Allen wrench	963100-00	WRENCH.101	(pkg/10)
3	Retractor	4270100110	RETRACT.101	(pkg/10)
4	Pinion cams	4270903177	CAM.102	(pkg/10)
8	Center case mounting studs	4230100017	STUD.101	(pkg/10)
6	Axle bushings	4270101778	BUSH.103	(pkg/25)
3	PB48 Strike US32D	4270108353	-	Each
4	Cylinder bushings	4270100663	BUSH.102	(pkg/10)
1	Lift bracket assembly	4270100013	-	Each
4	Axle pins	4270106997	PIN.115	(pkg/10)
2	3/16 x 13/16 Roll pins	4270100026	PIN.109	(pkg/10)
2	3/16 x 9/16 Roll pins	4270100075	PIN.110	(pkg/10)
1	Dogging key tag	4270100299	-	Each
12	Retaining rings	4299100997	RRING.103	(pkg/25)
1	Maintenance kit box	4270100582	-	Each
8	1990 Spring retainer	4270101782	RETAIN.102	(pkg/25)
3	SU Latch bolt	4270106349	-	Each

AUXILIARY PACKAGES

Description	Specify		Price each
	Part number	Finish	
990 and 1990 Auxiliary package 630 (US32D) finish only	4270902091	-	$66.00
990 and 1990 Auxiliary package 711 (DC35) finish only	4270902095	-	$66.00
1090 and 2090 Auxiliary package 630 (US32D) finish only	4270902121	-	$23.00
1090 and 2090 Auxiliary package 711 (DC35) finish only	4270902125	-	$23.00

990 & 1990 Auxiliary package

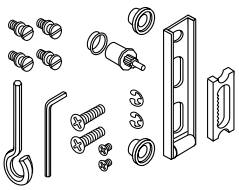

1090 & 2090 Auxiliary package

25 SERIES
24 SERIES
19 SERIES
20 SERIES
1690/1790 SERIES
1490/1590 SERIES
2390 SERIES
1990/2090 SERIES
ACCESSORIES

EXPLODED VIEW

1990 SERIES DEVICE PARTS

(For devices furnished after 5/1/77)

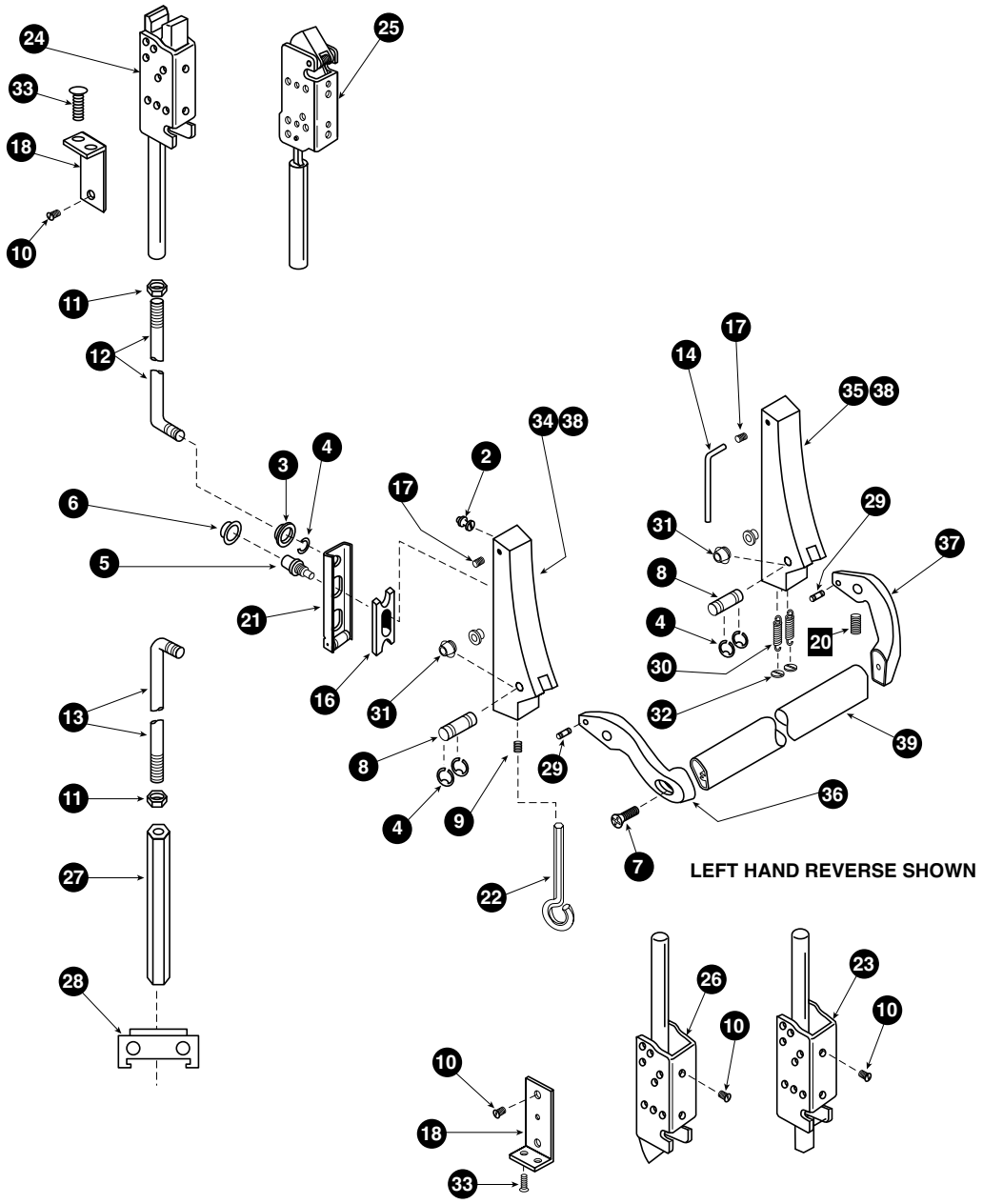

	PART NUMBER	DESCRIPTION	US FINISH	BHMA FINISH	PKG QTY	PRICE
2	STUD.101	Case mounting stud	-	-	10	$40.00
3	BUSH.109	Bearing bushing	-	-	10	$35.00
4	RRING.109	Retaining ring .250	-	-	25	$32.00
5	CAM.102	Pinion cam	-	-	10	$192.00
	4270903177	Pinion cam	-	-	Each	$32.00
6	BUSH.102	Cylinder bushing	-	-	10	$35.00
7	SCREW.1027	1/4-20 1" FPHTC Typ 23	US32D	630	10	$54.00

● Specify if door material other than aluminum. Complete rod and latch assembly includes (4270100017) standard rod and (NUT.101).
Part numbers shown are for standard centerlines and assembled lengths.

EXPLODED VIEW

1990 SERIES DEVICE PARTS

(For devices furnished after 5/1/77)

		PART NUMBER	DESCRIPTION	US FINISH	BHMA FINISH	PKG QTY	PRICE
		SCREW.1015	1/4-20 1" FPHTC Typ 23	Black	-	10	$54.00
		PIN.115	1990 Axle pin	-	-	10	$178.00
9		SCREW.1022	Dog screw	-	-	25	$158.00
10		SCREW.1028	10-32-1/4" UFPHMS	US32D	630	10	$34.00
		SCREW.1029	10-32-1/4" UFPHMS	Black	-	10	$34.00
		4270107322	1490 LHR/1590 RHR Push label	Gold	-	Each	$40.00
11		NUT.101	Rod jam nut	-	-	10	$34.00
12		4270100017	SU/PL/ES/RL Rod	-	-	Each	$47.00
		4270102427	SU/PL/ES/RL Rod-1/4" Insulclad 7'	-	-	Each	$47.00
		4270102426	SU/PL/ES/RL Rod-1/4" Insulclad 8'	-	-	Each	$152.00
13		4270101825	Hex bottom rod	-	-	Each	$47.00
14		WRENCH.101	Allen wrench	-	-	10	$23.00
16		RETRACT.101	Rod retractor	-	-	10	$79.00
17		SCREW.1030	1/4-20 3/8" Hex soc set	US32D	630	25	$43.00
		SCREW.1039	1/4-20 3/8" Hex soc set	Black	-	25	$43.00
18		BRKTASY.101	Latch mounting bracket kit - HMD (Note: Two latch mounting bracket kits are needed per latch)	-	-	Each	$66.00
21		4270100013	Lift bracket assembly	-	-	Each	$35.00
22		KEY.101	Hex dogging key	-	-	10	$54.00
23	●	4270100521	Rl bottom latch	-	-	Each	$132.00
24	●	4270101806	Su top latch	-	-	Each	$158.00
25	●	4270100346	Es top latch	-	-	Each	$181.00
26	●	4270101482	Pl bottom latch	-	-	Each	$132.00
27		4270101830	Hex bottom bolt	-	-	Each	$57.00
28		4270107176	Hex rod guide assembly	US32D	630	Each	$55.00
		4270107178	Hex rod guide assembly	P35	622	Each	$55.00
		SCREW.1076	Hex rod guide screws	US28	628	10	$15.00
		SCREW.1081	Hex rod guide screws	DC13, DC35	710, 711	10	$15.00
		PIN.110	ES Latch pin	-	-	10	$33.00
		RETAIN.101	Case retainer	-	-	10	$35.00
		PIN.109	SU/ES/PL/HH Latch spirol pin	-	-	10	$26.00
		4270100312	Crossbar tie rod	-	-	Each	$99.00
		RRING.103	End case retaining ring	-	-	25	$19.00
29		PIN.104	Spring pin	-	-	10	$34.00
30		SPRING.103	Tension spring	-	-	10	$43.00
31		BUSH.103	Axle bushing	-	-	25	$43.00
32		RETAIN.102	Spring retainer	-	-	25	$32.00

● Specify if door material other than aluminum. Complete rod and latch assembly includes (4270100017) standard rod and (NUT.101). Part numbers shown are for standard centerlines and assembled lengths.

25 SERIES
24 SERIES
19 SERIES
20 SERIES
1690/1790 SERIES
1490/1590 SERIES
2390 SERIES
1990/2090 SERIES
ACCESSORIES

EXPLODED VIEW

1990 SERIES DEVICE PARTS

(For devices furnished after 5/1/77)

	PART NUMBER	DESCRIPTION	US FINISH	BHMA FINISH	PKG QTY	PRICE
33	SCREW.1037	10-32-3/8" FPHMS	-	-	25	$32.00
●	4270106632	SU Top rod assembly 7' door	-	-	Each	$208.00
●	4270106633	SU Top rod assembly 8' door	-	-	Each	$312.00
●	4270101818	SU Top rod assembly 9' door	-	-	Each	$340.00
●	4270101819	SU Top rod assembly 10' door	-	-	Each	$370.00
●	4270101873	ES Top rod assembly 7' door	-	-	Each	$263.00
	4270101874	ES Top rod assembly 8' door	-	-	Each	$398.00
●	4270100522	RL Bottom rod assembly	-	-	Each	$208.00
	4270101831	Hex Bottom rod assembly	-	-	Each	$108.00
●	4270100266	PL Bottom rod assembly	-	-	Each	$213.00
	4270100018	SU Rod 8' door	-	-	Each	$152.00
	4270100172	SU Ext Rod Kit Up to 9' door	-	-	Each	$134.00
	4270100197	SU Ext Rod Kit Up to 10' door	-	-	Each	$159.00

● Specify if door material other than aluminum. Complete rod and latch assembly includes (4270100017) standard rod and (NUT.101).
Part numbers shown are for standard centerlines and assembled lengths.

EXPLODED VIEW

2090 SERIES DEVICE PARTS

(For Devices Furnished After 5/1/77)

Left Hand Reverse Shown

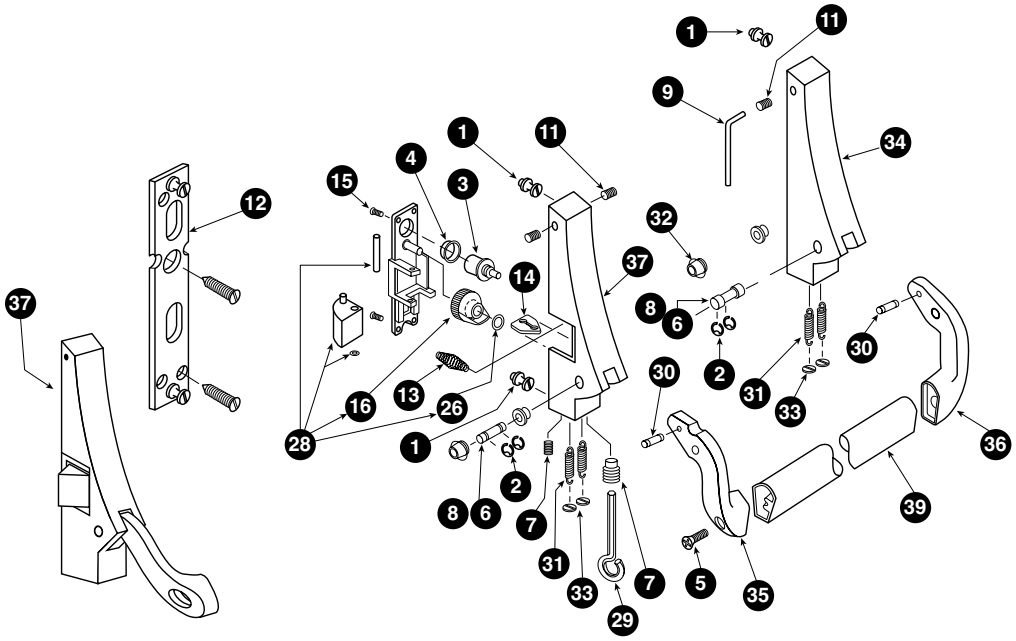

2090 SERIES EXPLODED VIEW AND DEVICE PARTS LIST

	Part No.	Description	US Finish	BHMA Finish	Pkg Qty	Price
1	STUD.101	Case mounting stud	-	-	10	$40.00
2	RRING.103	Retaining ring .250	-	-	10	$19.00
3	CAM.102	Pinion cam	-	-	10	$192.00
	4270903177	Pinion cam	-	-	Each	$32.00
4	BUSH.102	Cylinder bushing	-	-	10	$35.00
5	SCREW.1027	1/4-20 1" FPHTC TYP23	US32D	630	10	$54.00
	SCREW.1015	1/4-20 1" FPHTC TYP23	Black	-	10	$54.00
	PIN.115	2090 Axle pin	US32D	630	10	$178.00
	PIN.116	Latch pivot pin	-	-	10	$20.00
7	SCREW.1022	Dog screw	-	-	25	$158.00
9	WRENCH.101	Allen wrench	-	-	10	$23.00
11	SCREW.1030	1/4-20 3/8" Hex soc set screw	US32D	630	25	$43.00
	SCREW.1039	1/4-20 3/8" Hex soc set screw	Black	-	25	$43.00
12	4270100304	Adapter plate assembly	-	-	2	$40.00
13	SPRING.104	Latch spring	-	-	10	$23.00
14	4270101840	Latch link	-	-	Each	$20.00
15	SCREW.1031	4-40 3/8" FL Posi-drive screw	-	-	10	$20.00
16	RETRACT.102	Latch bolt retractor	-	-	10	$224.00
26	RRING.102	Retaining ring .240	-	-	10	$19.00

25 SERIES
24 SERIES
19 SERIES
20 SERIES
1690/1790 SERIES
1490/1590 SERIES
2390 SERIES
1990/2090 SERIES
ACCESSORIES

EXPLODED VIEW

2090 SERIES DEVICE PARTS

(For Devices Furnished After 5/1/77)

2090 SERIES EXPLODED VIEW AND DEVICE PARTS LIST

	Part No.	Description	US Finish	BHMA Finish	Pkg Qty	Price
28	4270902968	2090 Backplate assembly LHR	-	-	Each	$92.00
	4270902974	2090 Backplate assembly RHR	-	-	Each	$92.00
29	KEY.101	Hex dogging key	-	-	10	$54.00
	4270100312	Crossbar tie rod	-	-	Each	$99.00
30	PIN.104	Spring pin	-	-	10	$34.00
	SPRING.103	Tension spring	-	-	10	$43.00
32	BUSH.103	Axle bushing	-	-	25	$43.00
33	RETAIN.102	Spring retainer	-	-	25	$32.00

605	606	612	613	619	622	625	626
US3	US4	US10	US10B	US15	US19	US26	US26D

628	629	630	643e	689	695	710	711
US28	US32	US32D	-	SP28	SP313	313	DC35

MULLIONS

STEEL MULLIONS

Description	For openings up to:	Specify		689	Black Prime Coat
		Model number	Finish		
Steel mullion (2" x 3") For use with 25/24/19 Rim devices only	7' 2"	4023	.[Finish]	$571.00	-
	8' 2"			$619.00	-
	10' 2"			$720.00	-
Steel mullion (2" x 3") Fire-rated, For use with 25/24/19 Fire-rated Rim devices only	7' 3"	F4023	.[Finish]	$820.00	-
	8' 3"			$884.00	-
Steel mullion (1-1/2" x 2-1/2") For use with 25/24/19 Rim devices only	7' 2"	2923	-	-	$511.00
	8' 2"			-	$551.00
	9' 2"			-	$596.00

ALUMINUM MULLIONS

Description	For openings up to:	Specify		628	710, 711
		Model number	Finish		
Aluminum mullion For use with 2090 Rim devices only (STK70 Adjustable mortise strike supplied)	7'2"	RM70	.[Finish]	$1,040.00	-
	8' 2"			$1,118.00	-
	9' 2"			$1,204.00	-
	10' 2"			$1,286.00	-
	7'2"			-	$1,101.00
	8' 2"			-	$1,184.00
	9' 2"			-	$1,263.00
	10' 2"			-	$1,346.00
Aluminum mullion For use with 1590 Rim devices only (STK150 Adjustable mortise strike supplied)	7' 2"	RM150	.[Finish]	$1,058.00	-
	8' 2"			$1,144.00	-
	9' 2"			$1,225.00	-
	10' 2"			$1,309.00	-
	7' 2"			-	$1,118.00
	8' 2"			-	$1,205.00
	9' 2"			-	$1,291.00
	10' 2"			-	$1,379.00
Aluminum mullion For use with 1790 Rim devices only (STK170 Adjustable mortise strike supplied)	7' 2"	RM170	.[Finish]	$1,040.00	-
	8' 2"			$1,118.00	-
	9' 2"			$1,204.00	-
	10' 2"			$1,286.00	-
	7' 2"			-	$1,101.00
	8' 2"			-	$1,184.00
	9' 2"			-	$1,263.00
	10' 2"			-	$1,346.00

1. Mullions shipped complete with mounting brackets, screws, and stabilizers (for aluminum mullions). Strikes are not included, except where indicated. Order with exit devices when required.
2. Aluminum mullions for use with doors with stiles as narrow as 1-1/4", reinforced with steel insertions.
3. Blank mullions (without strike preparation) are available at the same price as standard mullions. Consult factory for more information.
4. Mullions can be cut down in field if unique heights under 10'2" are required.
5. Steel mullions 4023 and F4023 now ship with a new design. Parts purchased prior to September 1, 2014 are not retrofittable.

605	606	612	613	619	622	625	626
US3	US4	US10	US10B	US15	US19	US26	US26D

628	629	630	643e	689	695	710	711
US28	US32	US32D	-	SP28	SP313	313	DC35

MULLIONS

STEEL MULLION OPTIONS AND ACCESSORIES

Description	Specify		689
	Prefix	Finish	
KR-4023 Mullion keyed removable mullion option (For use with 25/24/19 Rim devices only)	KR	.[Finish]	$520.00
KR-F4023 Mullion keyed removable fire-rated mullion option (For use with 25/24/19 Fire-rated Rim devices)	KR	.[Finish]	$776.00

HURRICANE WIND ONLY-RATED MULLIONS

Description	Specify		689	Black Prime Coat
	Prefix	Finish		
HW-4023	HW	.[Finish]	$72.00	-
HW-F4023	HW	.[Finish]	$145.00	-
HW-2923	HW	.[Finish]	-	$72.00

PARTS AND ACCESSORIES

MULLION ACCESSORIES

Description	Specify		689
	Model number	Finish	
Keyed removable kit for existing 4023 mullion	050168	.[Finish]	$723.00
Keyed removable kit for existing F4023 mullion	050169	.[Finish]	$797.00

MULLION PARTS

Description	Specify		Non-finished	689	710, 711	628	630
	Model number	Finish					
Top fitting for 4023 mullion	050335	.[Finish]	-	$99.00	-	-	-
Top fitting for F4023 mullion	050391	.[Finish]	-	$256.00	-	-	-
Bottom fitting for 4023 and KR-4023 mullion	050390	.[Finish]	-	$97.00	-	-	-
Bottom fitting for F4023 and KR-F4023 mullion	050392	.[Finish]	-	$256.00	-	-	-
KR-4023 Mullion adjustment shim plate	971212	.[Finish]	$18.00	-	-	-	-
KR-F4023 Mullion adjustment shim plate	971313	.[Finish]	-	$61.00	-	-	-
KR-4023 Mullion top fitting	971340	.[Finish]	-	$150.00	-	-	-
KR-F4023 Mullion top fitting	971312	.[Finish]	-	$172.00	-	-	-
KR-4023/KR-F4023 Mullion cylinder locking washer	971328	.[Finish]	$26.00	-	-	-	-
KR-F4023 Mullion stabilizers (set of 4, 2 attach to the mullion and 2 attach to the door)	050054	.[Finish]	-	$140.00	-	-	-
KR-4023/KR-F4023 Mullion cylinder lock nut	050526	.[Finish]	$20.00	-	-	-	-
KR-4023 Mullion mounting package	900409	.[Finish]	-	$104.00	-	-	-
KR-F4023 Mullion mounting package	900410	.[Finish]	-	$87.00	-	-	-
KR-F4023 Bottom fitting screw package	900411	.[Finish]	$35.00	-	-	-	-

Steel mullions 4023 and F4023 now ship with a new design. Parts listed above are not retrofittable to mullions purchased prior to September 1, 2014. Please consult factory for more information.

605	606	612	613	619	622	625	626
US3	US4	US10	US10B	US15	US19	US26	US26D

628	629	630	643e	689	695	710	711
US28	US32	US32D	-	SP28	SP313	313	DC35

PARTS AND ACCESSORIES

MULLION PARTS

Description	Specify		Non-finished	689	710, 711	628	630
	Model number	Finish					
KR-F4023 Top fitting screw package	900413	.[Finish]	$35.00	-	-	-	-
KR Inner mullion back cover plate	971187	.[Finish]	$35.00	-	-	-	-
Top fittings for 2923 mullion	060104	.[Finish]	$75.00	-	-	-	-
Bottom fittings for 2923 mullion	060105	.[Finish]	$75.00	-	-	-	-
Aluminum mullion stabilizers (set of 2)	525	.[Finish]	-	-	$69.00	$61.00	-
Adjustable mortise strikes (pair) for use with 2090 Device / RM70 Aluminum mullion	STK70	.[Finish]	-	-	-	-	$151.00
Adjustable mortise strikes (pair) for use with 1590 Device / RM150 Aluminum mullion	STK150	.[Finish]	-	-	-	-	$151.00
Adjustable mortise strikes (pair) for use with 1790 Device / RM170 Aluminum mullion	STK170	.[Finish]	-	-	-	-	$151.00

Steel mullions 4023 and F4023 now ship with a new design. Parts listed above are not retrofittable to mullions purchased prior to September 1, 2014. Please consult factory for more information.

MULLION BRACKET PACKAGES

Description	Pkg qty	Specify	Price
RM170 Mullion bracket package	Each	4270108954	$125.00
RM150 Mullion bracket package	Each	4270107489	$116.00

MULLION ADAPTER PLATES

Description	Pkg qty	Specify		Price
		Model number	Finish	
Mullion adapter plate - 689 finish only	Each	4270108999	-	$90.00
Mullion adapter plate - 695 finish only	Each	4270109000	-	$90.00
Mullion adapter plate - 622 finish only	Each	4270109001	-	$90.00

605	606	612	613	619	622	625	626
US3	US4	US10	US10B	US15	US19	US26	US26D

628	629	630	643e	689	695	710	711
US28	US32	US32D	-	SP28	SP313	313	DC35

SEX BOLTS

SEX BOLTS				
Description	Specify		Price adjustment	
	Model number	Finish	BRS, 613, 626	605, 606, 612, 695, 629, 630
Thread Size 10-24 3/4" PPHMS, Package of 1 - includes machine screw	2729P	.[Finish]	$16.00	-
Thread Size 10-24 3/4" FPHMS, Package of 1 - includes machine screw	2729F	.[Finish]	$16.00	-
Thread Size 1/2-20 3/4" PPHMS, Package of 1 - includes machine screw	4122	.[Finish]	$16.00	-
Thread Size 1/4-20, Package of 2	325	.[Finish]	-	$38.00
Thread Size 10-24, Package of 2	425	.[Finish]	-	$38.00

DELAYED EGRESS SYSTEM

DELAYED EGRESS SYSTEM	Specify	Price
Logic controller *15-Second release delay furnished standard.	DE5300	$1,430.00

1. Designed to meet both life safety and security and NFPA 101 for “Special Locking Arrangement” and IBC “Special Egress-Control Devices”.
2. Release delay over 15 seconds requires a letter of approval from Authority Having Local Jurisdiction. Letter must accompany sales order at time of submission. Order cannot be processed without the letter.
3. A complete delayed egress system requires several components that must be ordered separately:
   - 24/25 Device containing a RX switch option.
   - Power Supply PS902 minimum recommendation (See Electronics section on page 337 for more information.)
   - Electronic power transfer (EPT) or Power transfer hinge.
   - Magnetic locks - Recommended Schlage electronics M420, M450 or M490 (See Schlage Electronics Security Price Book for more information.)
   - 1-1/4" Mortise cylinder with straight cam installed with a compression ring.

Shared components

- Shared components will receive the lower discount (i.e. components shared with Von Duprin will receive the Von Duprin discount instead of the Falcon discount).

Contents

General closer information **321**
Available finishes **321**
Common applications **322**
Surface door closers **323**
SC60A Series (Light-Medium duty) **325**
Parts and accessories 326
SC70A Series (Heavy duty) **327**
Options 327
Parts and accessories 328
SC80A Series (Medium duty) **329**
Options 329
Parts and accessories 330
SC90A Series (Light/Residential duty) **331**
Options 331
Parts and accessories 332
Overhead-concealed **333**
OHC100A Series **333**
Parts and accessories 334
Electromechanical auto operator **335**
8200 Series **335**
Options and parts 335
Actuators and accessories 336

Finish codes and descriptions

BHMA code		Description
622	(MTBK)	Matte Black
689	(AL)	Silver Painted (Resembles Aluminum Finish)
695	(DKBRZ)	Dark Bronze Painted (Spray Duranodic)
696	(BR)	Brass Painted

1. OHC100 and OHC101 cylinder and components only available in DKBRZ. VO style arm available in AL or DKBRZ finish.
2. 8200 Series Auto Operator only available in AL.

General closer information

Surface mount SC Series

Certifications and listings

- SC60A, SC70A and SC80A Series closers are certified to meet the requirements of ANSI Standard A156.4, Grade 1.
- SC90A Series closers are certified to meet the requirements of ANSI Standard A156.4, Grade 3.
- SC60A, SC70A, SC80A, and SC90A Series closers without hold-open arms are UL10C Fire-rated
- SC61A, SC71A, SC81A, and SC91A Series are designed to meet the American Disabilities Act (ADA) and ANSI A117.1
- SC93A (spring size 3) and SC94A (spring size 4) Series do not meet ADA force requirements.

Covers and hardware:

- SC80A Series closers ship with a standard SLIM cover unless an optional FULL (FC) cover is added to the order line.
- SC60A Series closers ship as LESS cover unless an optional SLIM cover is added to the order line.
- SC90A Series closers ship LESS cover unless an option SLIM cover is added to order line.
- All SC60A/70A/80A/93A/94A closer series are furnished with TBWMS and self-reaming and tapping screws.

Master cartons

- SC90A Series closers are packed with six (6) identical closers per master carton. SC60A and SC80A Rw/PA are packed with six (6) identical closers per master carton. SC60A and SC80A Hw/PA, DS, DS/HO, HD, SS, and SS/HO arms are packed 4 per master carton.
- SC70A Series closers are packed with four (4) identical closers per master carton.

Overhead-concealed OHC100A Series

Certifications and listings

- OHC100A and OHC101A Series closers without hold-open option are listed to UL228.
- OHC101A Series closers are designed to meet the American Disabilities Act (ADA) and ANSI A117.1.
- OHC100A Series closers (spring size 3-5) do not meet ADA force requirements.

Device options

- OHC100A and OHC101A Series closers are available with 90° or 105° of door swing cylinders.
- OHC100A and OHC101A Series closers utilize a 'Hold-Open' feature within the cylinder assembly.
- 'A' Style arm is an End Load (EL) arm
- 'S' Style arm is a Side Load (SL) arm
- 'VO' Style is used on doors hung with offset pivots or butt hinges.
- OHC100A and OHC101A cylinders come standard with DKBRZ finish and components come with AL finish.

Competitive retrofit

OHC100A Series are a retrofit for the following models:

- Norton 4900
- Jackson 20-330
- Global TC7000
- International 100 or 200
- Kawneer Husky II

SC60A SERIES
SC70A SERIES
SC80A SERIES
SC90A SERIES
OHC100 SERIES
8200/8300 SERIES

COMMON APPLICATIONS

	SERIES	DUTY	APPLICATIONS
	**SC70A Series**	Heavy	▪ Commercial/exterior door ▪ Commercial/interior door ▪ Aluminum store front
	**SC80A Series**	Medium	▪ Commercial/exterior door ▪ Commercial/interior door ▪ Aluminum store front
	SC60A Series	Light-Medium	▪ Commercial/exterior door ▪ Commercial/interior door ▪ Aluminum store front
	**SC90A Series**	Light	▪ Commercial/interior door ▪ Aluminum store front
	OH100A Series	Medium	▪ Aluminum store front ▪ Retail

SURFACE DOOR CLOSERS

SC Series Options overview

Falcon has several options to meet your unique application and/or installation needs. See the options section on each series page in the Falcon Closer price list for available options by Series. Please contact **Falcon Closer Customer Care at (877) 671-7011** for additional information. As always, we appreciate your business!

CYLINDER OPTIONS

- **STD - Standard cylinder.** Cylinder will provide consistent door control throughout the opening and closing cycle. Independent backcheck, main speed and latch speed are field adjustable regulation valves and incorporated into the cylinder.
- **CYLDEL - Delay action cylinder.** Cylinder will provide consistent door control throughout the opening and closing cycle but includes an extra regulation valve that allows the door to slowly close (delay) as it begins to sends the door back to latch (approximately 70°). Independent backcheck, main speed and latch speed are field adjustable regulation valves and incorporated into the cylinder.

COVER OPTIONS

- **STD - Standard cover.** Cover will enclose the cylinder body with the exception of the unused pinion shaft. A shaft cover will be included to cover the unused pinion shaft.
- **SLIMCOV - Slim cover.** Cover will enclose the cylinder body with the exception of the unused pinion shaft. A shaft cover will be included to cover the unused pinion shaft.
- **FULLCOV - Full cover.** Cover will enclose the entire cylinder body, including the unused pinion shaft.

ARM OPTIONS

- **RWPA - Regular arm with parallel arm bracket.** Includes adjustable forearm assembly to accommodate a variety of door types and frame conditions. Parallel Arm (PA) bracket allows closer to be installed on the 'push' side of the door in a parallel arm type configuration.
- **HWPA - Hold-open arm with parallel arm bracket.** Includes adjustable forearm assembly to accommodate a variety of door types and frame conditions. Parallel Arm (PA) bracket allows closer to be installed on the 'push' side of the door in a parallel arm type configuration. Hold open function adjustable at the arm shoe.
- **HDPA - Heavy duty arm with parallel arm bracket.** Includes a stamped steel main arm and forearm for added durability in potentially high traffic and/or abusive applications. Parallel Arm (PA) bracket is a permanent feature, installation on 'push' side of the door in a parallel arm type configuration is required.
- **FA - Forged arm.** Extra heavy duty arm with parallel arm bracket. Includes a forged steel main arm and forearm for maximum durability in high traffic and/or abusive applications. Parallel Arm (PA) bracket is a permanent feature, installation on 'push' side of the door in a parallel arm type configuration is required.
- **FAHO - Forged arm with hold-open.** Extra heavy duty arm with parallel arm bracket that incorporates a hold open feature. Includes a forged steel main arm and forearm for maximum durability in high traffic and/or abusive applications. Parallel Arm (PA) bracket is a permanent feature, installation on 'push' side of the door in a parallel arm type configuration is required.
- **DS - Dead stop arm.** Heavy duty arm with parallel arm bracket that incorporates a positive mechanical stop. Includes a stamped steel main arm and forearm for added durability in potentially high traffic and or abusive applications. Parallel Arm (PA) bracket is a permanent feature, installation on 'push' side of the door in a parallel arm type configuration is required.
- **DSHO - Dead stop arm with hold-open.** Heavy duty arm with parallel arm bracket that incorporates a positive mechanical stop and hold open feature. Includes a stamped steel main arm and forearm for added durability in potentially high traffic and or abusive applications. Parallel Arm (PA) bracket is a permanent feature, installation on 'push' side of the door in a parallel arm type configuration is required. Hold open function is manually selected with a 'thumb turn' feature built into the main portion of the arm.
- **SS - Spring-n-stop arm.** Extra heavy duty arm with parallel arm bracket that incorporates an integral spring stop. Includes a forged steel main arm and forearm for maximum durability in high traffic and/or abusive applications. Parallel Arm (PA) bracket is a permanent feature, installation on 'push' side of the door in a parallel arm type configuration is required.
- **SSHO - Spring-n-stop arm with hold-open.** Extra heavy duty arm with parallel arm bracket that incorporates an integral spring stop and hold open feature. Includes a forged steel main arm and forearm for maximum durability in high traffic and/or abusive applications. Parallel Arm (PA) bracket is a permanent feature, installation on 'push' side of the door in a parallel arm type configuration is required.

FASTENER PACK OPTION

- **TBWMS** - Through bolt, wood, and machine screws. Fasteners for installation on wood, hollow metal or aluminum store front type doors. Through bolts for installations on 1-3/4" thick, hollow core doors are included. SC60A/SC70A/SC80A/SC93A/SC94A faster pack will contain TBWMS and self-reaming and tapping screws.

ADA ACCESSIBILITY REQUIREMENTS

- Product Information - Closers are preset for standard spring power or can be adjusted in the field to generate the 5 lbs. of opening force (36" wide, interior door) requirements for ADA (Sections 4.13.10 and/or 4.13.11) and the ANSI Standard A117.1 (Sections 4.13.10 and/or 4.13.11).
- Product Information - Closers installed with the delay (CYLDEL) cylinder option will also comply with the additional advisory suggestions for ADA (Section 4.13.10) and ANSI A117.1 (Section 4.13.10).

SC Series Arm types

RWPA

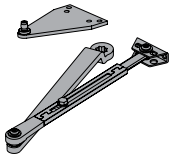

HWPA

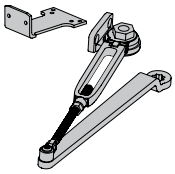

HDPA

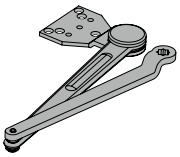

FA

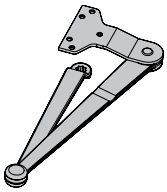

FAHO

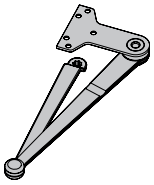

DS

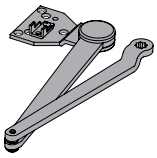

DSHO

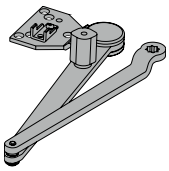

SS

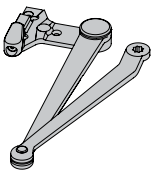

SSHO

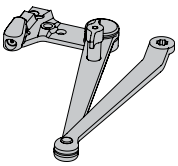

SC Series Installation accessories

Soffit shoe support

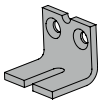

Blade stop spacer

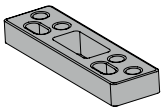

Auxiliary shoe

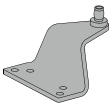

Standard cover

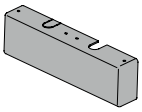

Slim cover

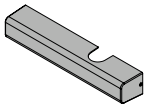

Plate (PA)

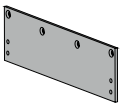

Plate (FC)

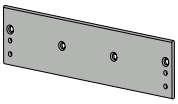

Plate (PAFC)

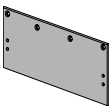

Pinion cap

SC60A SERIES

This light- to medium-duty closer is designed for commercial applications like a small boutique or office.

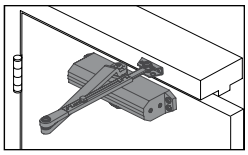

622	689	695	696
MTBK	AL	DKBRZ	BR

ACN for these commonly ordered products	PRICE			
	622	689	695	696
DEFAULT CONFIGURATIONS				
Model . Arm . Finish				
SC61A . RWPA . [Finish]	$230.00			
SC61A . HWPA . [Finish]	$263.00			
SC61A . HDPA . [Finish]	$263.00			
SC61A . DS . [Finish]	$290.00			
SC61A . DSHO . [Finish]	$321.00			
SC61A . SS . [Finish]	$381.00			
SC61A . SSHO . [Finish]	$405.00			

DEFAULT AND COMMON CONFIGURATIONS
Pricing includes default options shown at left unless otherwise specified. Specification rules, additional options, and pricing adders are shown in the tables below.

Cylinder
Cast Aluminum Cylinder Assembly (CYL)

Cover
Less Cover (LESSCOV)

Screw package
Through Bolt Self Reaming and Tapping Wood and Machine Screws (TBWMSSRT)

SPECIFICATION RULES, ADDITIONAL OPTIONS, AND PRICING ADDERS

Order of attributes when placing an order for a non-standard configuration. See parts section for individual parts pricing. Attributes shown in CAPS are required. Other attributes are required only if you are deviating from the product's default.

MODEL . ARM TYPE . FINISH . Cover

Cover	Specify	Price adjustment
Less Cover (LESSCOV) - Default	-	-
Slim Line Plastic Cover	SLIMPC	$20.00

Handing required

SC60A SERIES
SC70A SERIES
SC80A SERIES
SC90A SERIES
OHC100 SERIES
8200/8300 SERIES

PARTS AND ACCESSORIES

Finishes
622 Matte Black (MTBK)
689 Silver Painted (AL)
695 Dark Bronze Painted (DKBRZ)
696 Brass Painted (BR)

SC60A Series	Specify		Price
	Part number	Finish	
Standard cylinder	SC61A-3071	.[Finish]	$142.00
Slim cover	SC60A-72	.[Finish]	$20.00
Regular arm w/ PA bracket	SC60A-3077/PA	.[Finish]	$89.00
Hold open arm w/ PA bracket	SC60A-3049/PA	.[Finish]	$122.00
Heavy duty parallel arm	SC60A-3077HD	.[Finish]	$122.00
Dead stop parallel arm	SC60A-3077DS	.[Finish]	$145.00
Hold-open dead stop parallel arm	SC60A-3049DS	.[Finish]	$178.00
Spring-n-stop arm	SC60A-3077SS	.[Finish]	$238.00
Hold-open Spring-n-stop arm	SC60A-3049SS	.[Finish]	$266.00
Mounting plate - Top jamb	SC60A-18	.[Finish]	$44.00
Mounting plate - Push side	SC60A-18PA	.[Finish]	$44.00
Cush shoe support	SC60A-30	.[Finish]	$30.00
Blade stop spacer	SC60A-61	.[Finish]	$34.00
Offset auxiliary shoe	SC60A-62A	.[Finish]	$39.00
SC60A/80A Standard screw pack 689 finish replacing 42824	043156626427	-	$15.00
SC60A/80A Standard screw pack 695 finish replacing 42833	043156626465	-	$15.00
SC60A/80A Standard screw pack 696 finish replacing 42840	043156626441	-	$15.00
SC60A/80A Screw pack for affixed parallel arm shoe 689 - in addition to 043156626427	043156626434	-	$15.00
SC60A/80A Screw pack for affixed parallel arm shoe 695 - in addition to 043156626465	043156626472	-	$15.00
SC60A/80A Screw pack for affixed parallel arm shoe 696 - in addition to 043156626441	043156626458	-	$15.00
SC60A/80A Pinion cap 689	043156618422	-	$10.00
SC60A/80A Pinion cap 695	043156618446	-	$10.00
SC60A/80A Pinion cap 696	043156618439	-	$10.00
SC60A/80A Pinion cap 622	043156618453	-	$10.00

Note: Matte Black (622) and Dark Bronze (695) closers share the same screw finish.

Handing required

SC70A SERIES

This heavy-duty closer is designed for busy commercial and institutional applications.

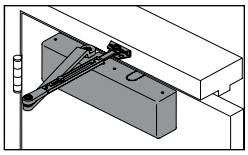

622	689	695	696
MTBK	AL	DKBRZ	BR

ACN for these commonly ordered products				PRICE			
				622	689	695	696
DEFAULT CONFIGURATIONS							
Model	**Arm**	**Finish**					
SC71A	RWPA	[Finish]		$452.00			
SC71A	HWPA	[Finish]		$483.00			
SC71A	HDPA	[Finish]		$483.00			
SC71A	FA	[Finish]		$506.00			
✋ SC71A	FAHO	[Finish]		$541.00			
SC71A	DS	[Finish]		$508.00			
SC71A	DSHO	[Finish]		$543.00			
SC71A	SS	[Finish]		$602.00			
SC71A	SSHO	[Finish]		$628.00			

DEFAULT AND COMMON CONFIGURATIONS
Pricing includes default options shown at left unless otherwise specified. Specification rules, additional options, and pricing adders are shown in the tables below.

Cylinder
Cast Aluminum Cylinder Assembly (CYL)

Cover
Full Plastic Cover (FPC)

Screw package
Through Bolt Self Reaming and Tapping Wood and Machine Screws (TBWMSSRT)

SPECIFICATION RULES, ADDITIONAL OPTIONS, AND PRICING ADDERS

Order of attributes when placing an order for a non-standard configuration. See parts section for individual parts pricing. Attributes shown in CAPS are required. Other attributes are required only if you are deviating from the product's default.

MODEL . ARM TYPE . FINISH . Cover

Cylinder	**Specify**	**Price adjustment**
Cast Aluminum Cylinder Assembly (CYL) - Default	-	-
Delay Action Cylinder (N/A in Matte Black)	CYLDEL	$40.00
Cover	**Specify**	**Price adjustment**
Full Plastic Cover (FPC) - Default	-	-

✋ Handing required

SC60A SERIES
SC70A SERIES
SC80A SERIES
SC90A SERIES
OHC100 SERIES
8200/8300 SERIES

PARTS AND ACCESSORIES

Finishes

622	Matte Black (MTBK)
689	Silver Painted (AL)
695	Dark Bronze Painted (DKBRZ)
696	Brass Painted (BR)

SC70A Series	Specify		Price
	Part number	Finish	
Standard cylinder	SC71A-3071	.[Finish]	$339.00
Delay cylinder (N/A in Matte Black)	SC71A-3071DEL	.[Finish]	$386.00
Full cover	SC70A-72	.[Finish]	$25.00
Regular arm w/ PA bracket	SC70A-3077/PA	.[Finish]	$89.00
Hold open arm w/ PA bracket	SC70A-3049/PA	.[Finish]	$122.00
Heavy duty parallel arm	SC70A-3077HD	.[Finish]	$122.00
Forged parallel arm	SC70A-3077FA	.[Finish]	$143.00
✋ Hold-open forged parallel arm	SC70A-3049FA	.[Finish]	$175.00
Dead stop parallel arm	SC70A-3077DS	.[Finish]	$145.00
Hold-open dead stop parallel arm	SC70A-3049DS	.[Finish]	$178.00
Spring-n-stop arm	SC70A-3077SS	.[Finish]	$238.00
Hold-open Spring-n-stop arm	SC70A-3049SS	.[Finish]	$266.00
Narrow frame back plate	SC70A-18	.[Finish]	$77.00
Narrow top rail drop plate	SC70A-18PA	.[Finish]	$77.00
Cush shoe support	SC70A-30	.[Finish]	$30.00
Blade stop spacer	SC70A-61	.[Finish]	$34.00
Offset auxiliary shoe	SC70A-62A	.[Finish]	$39.00
SC70A Standard screw pack 689	043156649228	-	$15.00
SC70A Standard screw pack 695	043156649242	-	$15.00
SC70A Standard screw pack 696	043156649235	-	$15.00

Note: Matte Black (622) and Dark Bronze (695) closers share the same screw finish.

✋ Handing required

SC80A SERIES

This medium-duty closer is designed for residential and commercial applications.

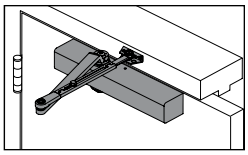

622	689	695	696
MTBK	AL	DKBRZ	BR

ACN for these commonly ordered products	PRICE			
	622	689	695	696
DEFAULT CONFIGURATIONS				
Model . Arm . Finish				
SC81A . RWPA . [Finish]	$289.00			
SC81A . HWPA . [Finish]	$319.00			
SC81A . HDPA . [Finish]	$319.00			
SC81A . DS . [Finish]	$347.00			
SC81A . DSHO . [Finish]	$378.00			
SC81A . SS . [Finish]	$439.00			
SC81A . SSHO . [Finish]	$463.00			

DEFAULT AND COMMON CONFIGURATIONS
Pricing includes default options shown at left unless otherwise specified. Specification rules, additional options, and pricing adders are shown in the tables below.

Cylinder
Cast Aluminum Cylinder Assembly (CYL)

Cover
Slim Cover (SLIMCOV)

Screw package
Through Bolt Self Reaming and Tapping Wood and Machine Screws (TBWMSSRT)

SPECIFICATION RULES, ADDITIONAL OPTIONS, AND PRICING ADDERS

Order of attributes when placing an order for a non-standard configuration. See parts section for individual parts pricing. Attributes shown in CAPS are required. Other attributes are required only if you are deviating from the product's default.

MODEL . ARM TYPE . FINISH . Cover

Cylinder	**Specify**	**Price adjustment**
Cast Aluminum Cylinder Assembly (CYL) - Default	-	-
Delay Action Cylinder (N/A in Matte Black)	CYLDEL	$40.00
Cover	**Specify**	**Price adjustment**
Slim Cover (SLIMCOV) - Default	-	-
Full Cover (FULLCOV)	FC	$11.00

Handing required

SC60A SERIES
SC70A SERIES
SC80A SERIES
SC90A SERIES
OHC100 SERIES
8200/8300 SERIES

PARTS AND ACCESSORIES

Finishes

622	Matte Black (MTBK)
689	Silver Painted (AL)
695	Dark Bronze Painted (DKBRZ)
696	Brass Painted (BR)

SC80A Series	Specify		Price
	Part number	Finish	
Standard cylinder	SC81A-3071	.[Finish]	$185.00
Delay cylinder - not available in Matte Black (622)	SC81A-3071DEL	.[Finish]	$232.00
Slim cover	SC80A-72	.[Finish]	$16.00
Full cover	SC81A-72FC	.[Finish]	$25.00
Regular arm w/ PA bracket	SC81A-3077/PA	.[Finish]	$89.00
Hold open arm w/ PA bracket	SC81A-3049/PA	.[Finish]	$122.00
Heavy duty parallel arm	SC81A-3077HD	.[Finish]	$122.00
Dead stop parallel arm	SC81A-3077DS	.[Finish]	$145.00
Hold-open dead stop parallel arm	SC81A-3049DS	.[Finish]	$178.00
Spring-n-stop arm	SC81A-3077SS	.[Finish]	$238.00
Hold-open Spring-n-stop arm	SC81A-3049SS	.[Finish]	$266.00
Mounting plate - Top jamb	SC81A-18	.[Finish]	$44.00
Mounting plate - Top jamb for full cover	SC81A-18FC	.[Finish]	$44.00
Mounting plate - PA	SC81A-18PA	.[Finish]	$44.00
Mounting plate - PA for full cover	SC81A-18PAFC	.[Finish]	$44.00
Cush shoe support	SC81A-30	.[Finish]	$30.00
Blade stop spacer	SC81A-61	.[Finish]	$34.00
Offset auxiliary shoe	SC81A-62A	.[Finish]	$39.00
SC60A/80A Standard screw pack 689	043156626427	-	$15.00
SC60A/80A Standard screw pack 695	043156626465	-	$15.00
SC60A/80A Standard screw pack 696	043156626441	-	$15.00
SC60A/80A Screw pack for affixed parallel arm shoe 689 - in addition to 043156626427	043156626434	-	$15.00
SC60A/80A Screw pack for affixed parallel arm shoe 695 - in addition to 043156626465	043156626472	-	$15.00
SC60A/80A Screw pack for affixed parallel arm shoe 696 - in addition to 043156626441	043156626458	-	$15.00
SC60A/80A Pinion cap 689	043156618422	-	$10.00
SC60A/80A Pinion cap 695	043156618446	-	$10.00
SC60A/80A Pinion cap 696	043156618439	-	$10.00
SC60A/80A Pinion cap 622	043156618453	-	$10.00

Note: Matte Black (622) and Dark Bronze (695) closers share the same screw finish.

Handing required

SC90A SERIES

This light-duty closer is designed for interior residential and light commercial applications.

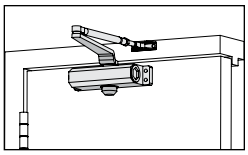

(SC91A shown)

	689	695
	AL	DKBRZ
ACN for these commonly ordered products	**PRICE**	
	689	**695**
DEFAULT CONFIGURATIONS		
Model . Arm . Finish		
SC91A . RWPA . [Finish]	$168.00	
SC91A . HWPA . [Finish]	$200.00	
SC93A . RWPA . [Finish]	$168.00	
SC94A . RWPA . [Finish]	$168.00	

Less Back Check option is available on SC91 RWPA AL, SC93 RWPA AL, SC94 RWPA AL and DKB.
See below for pricing.

DEFAULT AND COMMON CONFIGURATIONS
Pricing includes default options shown at left unless otherwise specified. Specification rules, additional options, and pricing adders are shown in the tables below.

Cylinder
Cast Aluminum Cylinder Assembly with Adjustable Backcheck (CYL)

Cover
Less Cover (LESSCOV)

Screw package
Through Bolt Self Reaming and Tapping Wood and Machine Screws (TBWMSSRT)

SPECIFICATION RULES, ADDITIONAL OPTIONS, AND PRICING ADDERS

Order of attributes when placing an order for a non-standard configuration. See parts section for individual parts pricing. Attributes shown in CAPS are required. Other attributes are required only if you are deviating from the product's default.

MODEL . ARM TYPE . FINISH . Cover

Cylinder	**Specify**	**Price adjustment**
Cast Aluminum Cylinder Assembly with Adjustable Backcheck (CYL) - Default	-	-
Cast Aluminum Cylinder Assembly with Less Backcheck	LESSBC	-$10.00
Cover	**Specify**	**Price adjustment**
Less Cover (LESSCOV) - Default	-	-
Standard Cover (SC93A and SC94A only)	STD	$24.00

Handing required

SC60A SERIES
SC70A SERIES
SC80A SERIES
SC90A SERIES
OHC100 SERIES
8200/8300 SERIES

PARTS AND ACCESSORIES

Finishes
689 Silver Painted (AL)
695 Dark Bronze Painted (DKBRZ)
696 Brass Painted (BR)

SC90A Series	Specify		Price
	Part number	Finish	
Mounting plate - Top jamb	SC90A-18	.[Finish]	$44.00
Mounting plate - Push side	SC90A-18PA	.[Finish]	$44.00
SC90 Pinion cap 689	043156654352	.[Finish]	$10.00
SC90 Pinion cap 695	043156654369	.[Finish]	$10.00

Handing required

OHC100 SERIES

These overhead concealed closers are designed for a neat aesthetic while still providing durability and reliability.

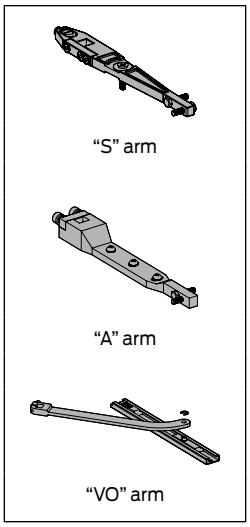

ACN for these commonly ordered products					PRICE
					695
DEFAULT CONFIGURATIONS					
Model	**Door Swing Degree/ Hold Open Option**	**Arm**	**Finish**	**Size**	
OHC100A	HO90	EL-DP		Adjustable 3-5	$411.00
OHC101A	HO90	EL-DP		Adjustable 1-3	$411.00
OHC100A	HO90	VO[1]	[Finish]	Adjustable 3-5	$411.00
OHC101A	HO90	VO[1]	[Finish]	Adjustable 1-3	$411.00
OHC100A	HO90	SL/GE		Adjustable 3-5	$411.00
OHC101A	HO90	SL/GE		Adjustable 1-3	$411.00
OHC100A	S105	EL-DP		Adjustable 3-5	$411.00
OHC101A	S105	EL-DP		Adjustable 1-3	$411.00
OHC100A	S105	VO[1]	[Finish]	Adjustable 3-5	$411.00
OHC101A	S105	VO[1]	[Finish]	Adjustable 1-3	$411.00
OHC100A	S105	SL/GE		Adjustable 3-5	$411.00
OHC101A	S105	SL/GE		Adjustable 1-3	$411.00
OHC100A	H105	EL-DP		Adjustable 3-5	$411.00
OHC101A	H105	EL-DP		Adjustable 1-3	$411.00
OHC100A	H105	VO[1]	[Finish]	Adjustable 3-5	$411.00
OHC101A	H105	VO[1]	[Finish]	Adjustable 1-3	$411.00
OHC100A	H105	SL/GE		Adjustable 3-5	$411.00
OHC101A	H105	SL/GE		Adjustable 1-3	$411.00
OHC100A	S90	EL-DP		Adjustable 3-5	$411.00
OHC101A	S90	EL-DP		Adjustable 1-3	$411.00
OHC100A	S90	VO[1]	[Finish]	Adjustable 3-5	$411.00
OHC101A	S90	VO[1]	[Finish]	Adjustable 1-3	$411.00
OHC100A	S90	SL/GE		Adjustable 3-5	$411.00
OHC101A	S90	SL/GE		Adjustable 1-3	$411.00

1. OHC100A and OHC101A Series closers utilize a 'Hold-Open' feature within the cylinder assembly.
2. OHC100A Series closers (Sizes 3-5) do not meet ADA force requirements.

DEFAULT AND COMMON CONFIGURATIONS
Pricing includes default options shown at left unless otherwise specified. Specification rules, additional options, and pricing adders are shown in the tables at left.

Screw package
Wood and Machine Screws (WMS)

Handing required

SC60A SERIES
SC70A SERIES
SC80A SERIES
SC90A SERIES
OHC100 SERIES
8200/8300 SERIES

PARTS AND ACCESSORIES

Finishes
689 Silver Painted (AL)
695 Dark Bronze Painted (DKBRZ)

OHC100 Series	Specify		Price
	Part number	Finish	
Standard 90° cylinder (adjustable sizes 3-5)	OHC100-S090	-	$364.00
Standard 90° cylinder (adjustable sizes 1-3)	OHC101-S090	-	$364.00
Hold-open 90° cylinder (adjustable sizes 3-5)	OHC100-H090	-	$364.00
Hold-open 90° cylinder (adjustable sizes 1-3)	OHC101-H090	-	$364.00
Standard 105° cylinder (adjustable sizes 3-5)	OHC100-S105	-	$364.00
Standard 105° cylinder (adjustable sizes 1-3)	OHC101-S105	-	$364.00
Hold-Open 105° cylinder (adjustable sizes 3-5)	OHC100-H105	-	$364.00
Hold-Open 105° cylinder (adjustable sizes 1-3)	OHC101-H105	-	$364.00
Mounting bracket and hardware	OHC100-AFK	-	$33.00
“A” Style End Load arm	OHC100-EL	-	$97.00
“S” Style Side Load arm	OHC100-SL	-	$69.00
“VO” Style offset arm and track	OHC100-VO[1]	-	$97.00
Center hung floor pivot used w/ Side Load arm	OHC100-GE	-	$57.00
Center hung floor pivot used w/ End Load arm	OHC100-DP	-	$57.00

1. OHC100 series cylinder are available only in 695 finish.
2. Mounting Bracket/Hardware and Arms are available only in 689 finish with the exception of VO Style.
3. VO style offset arm and track are available in both 689 or 695 finishes.

Handing required

8200 SERIES

The Falcon 8200 Series automatic operator ensures smooth, convenient door opening for areas requiring easy accessibility and ADA compliance.

8200 SERIES AUTO OPERATOR		
Description	**Specify**	**Price**
Pull side (STD)	8231	$3,266.00
Push side (REG)	8242	$3,266.00

Ships with standard 26" length cover.

8230 SERIES AUTO OPERATOR PARTS		
Description	**Specify**	**Price**
Standard arm	8230-3077T	$190.00
Standard arm with track	8230-3077PLCM	$275.00
Track	8230-3038	$97.00
Metal cover	8230-72MC	$150.00
Screw pack	8230-MS	$25.00
Mounting bracket	8230-3018	$367.00
Track roller	8230-3034	$26.00
Motor gearbox assembly	8230-3454	$1,989.00
Control box	8230-3462	$1,315.00
A/C Power cable	8230-3498-2A	$53.00

8240 SERIES AUTO OPERATOR PARTS		
Description	**Specify**	**Price**
Regular arm	8240-3077	$153.00
Metal cover	8240-72MC	$150.00
Screw pack	8240-MS	$25.00
Main arm	8240-77	$142.00
Rod	8240-79	$26.00
Mounting bracket	8240-3018	$367.00
Motor gearbox assembly	8240-3454	$1,989.00
Control box	8240-3462	$1,315.00
A/C Power cable	8240-3498-2A	$53.00

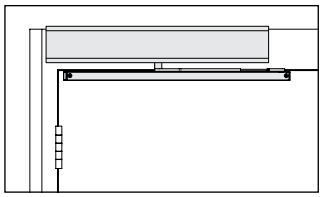

8230 Series

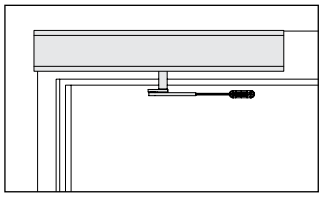

8240 Series

DEFAULT AND COMMON CONFIGURATIONS
Pricing includes default options shown at left unless otherwise specified. Specification rules, additional options, and pricing adders are shown in the tables at left.

Arm type 8231
Standard Track Arm (STD)

Arm type 8242
Regular Arm (REGARM)

Cover
Metal Cover (MC)

Screw package
Machine Screws (MS)

Handing required

SC60A SERIES
SC70A SERIES
SC80A SERIES
SC90A SERIES
OHC100 SERIES
8200/8300 SERIES

8300 SERIES ACTUATORS

Wall mount actuator - 6" round		
Logo with text	**Specify**	**Price**
Actuator, 6" round, logo, text	8310-852T	$401.00

8310-852T

Jamb mount actuator - 1-1/2" x 4-3/4" rectangle - interior installation only		
Logo with text	**Specify**	**Price**
Actuator, 1-1/2" x 4-3/4" rectangle, logo, text	8310-818T	$265.00

8310-818T

Optional actuator accessories		
Weather rings	**Specify**	**Price**
Weather ring, 6" round ▪ Can be used with any 6" round actuator	8310-802	$36.00
Boxes	**Specify**	**Price**
Jamb box only, 1-1/2" x 4-3/4" rectangle, flush mount ▪ Should be used on an interior installation ▪ Can be used with any 1-1/2" x 4-3/4" jamb mount actuator	8310-819F	$58.00
Jamb box only, 1-1/2" x 4-3/4", rectangle, surface mount ▪ Should be used on an interior installation only ▪ Can be used with any 1-1/2" x 4-3/4" jamb mount actuator	8310-819S	$58.00
Box only, 6" round, flush mount ▪ Can be used with any 6" round actuator	8310-869F	$244.00
Box only, 6" round, surface mount ▪ Can be used with any 6" round actuator	8310-869S	$244.00

Touchless actuator transmitters and receivers		
Receivers	**Specify**	**Price**
Receiver, wireless, 1 channel, sequencing feature ▪ Used in conjunction with wireless transmitters	8310-865	$315.00
Transmitters	**Specify**	**Price**
Transmitter, wireless, 1 channel, wall mount, 9V ▪ Used to convert standard wall mount actuator to wireless ▪ Requires 8310-865 receiver	8310-844	$300.00
Transmitter, wireless, 1 channel, jamb mount, 3V ▪ Used to convert standard jamb mount actuator to wireless ▪ Requires 8310-865 Receiver	8310-844J	$300.00
Transmitter, wireless, 1 channel, handheld, 9V ▪ Requires 8310-865 receiver	8310-861	$300.00

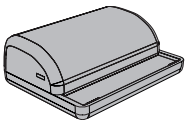

8310-865

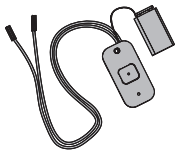

8310-844

Additional actuators and accessories are available through LCN - please see the LCN Price Book..

Handing required

POWER SUPPLIES

Standard features

- UL294 Listed for access control
- Class 2 rated power limited output
- Universal 120-240 VAC input
- Regulated and filtered DC outputs
- AC input, battery and DC output LED indications
- Plug and play connectors for optional distribution boards
- AC input status indication on outside cover
- AC monitoring
- 14" H x 12" W x 4" D enclosure

	MODEL	INPUT VOLTAGE	OUTPUT VOLTAGE	CERTIFICATIONS
	PS902	120/240 VAC, 50/60 Hz, universal input	▪ 2A @ 12 or 24 VDC ▪ Field selectable with jumper ▪ Switching supply, 5% regulation, 240mVpp max ripple	▪ ANSI/UL 294 ▪ ULC-S318 ▪ RoHS ▪ FCC Part 15 ▪ Class 2
	PS904	120/240 VAC, 50/60 Hz, universal input	▪ 4A @ 12 or 24 VDC ▪ Field selectable with jumper ▪ Switching supply, 5% regulation, 240mVpp max ripple	▪ ANSI/UL 294 ▪ ULC-S318 ▪ RoHS ▪ FCC Part 15 ▪ Class 2
	PS906	120/240 VAC, 50/60 Hz, universal input	▪ 6A @ 12 or 24 VDC ▪ Field selectable with jumper ▪ Switching supply, 5% regulation, 240mVpp max ripple	▪ ANSI/UL 294 ▪ ULC-S318 ▪ RoHS ▪ FCC Part 15 ▪ Class 1 (Class 2 when used with 900-8P option board)
	PS914	120/240 VAC, 50/60 Hz, universal input	▪ 4A @ 12 or 24 VDC ▪ Field selectable with jumper ▪ Switching supply, 5% regulation, 360mVpp max ripple	▪ ANSI/UL 294 ▪ ULC-S318 ▪ RoHS ▪ FCC Part 15 ▪ Class 2

1. SELECT POWER SUPPLY

DESCRIPTION	Specify	Price each
Base power supply (2A @ 12/24 VDC- field selectable) (approx. weight: 9 lbs) PS902 is able to accept a total of one optional distribution board, plus one fire alarm relay along with one battery backup board and up to two 7A/hr batteries	PS902	$371.00
Base power supply (4A @ 12/24 VDC- field selectable) (approx. weight: 11 lbs) PS904 is able to accept a total of two optional distribution boards, plus one battery backup board and up to two 7A/hr batteries	PS904	$702.00
Base power supply (6A @ 12/24 VDC- field selectable) (approx. weight: 7 lbs) PS906 is able to accept a total three optional distribution boards or two optional boards with battery backup board and two 7A/hr batteries	PS906	$1,087.00
Base power supply (4A w/ 16A inrush @ 12/24 VDC- field selectable) (approx. weight: 9 lbs) PS914 is able to accept a total of two optional boards, plus one battery backup board and two 7A/hr batteries	PS914	$1,064.00
The PS914RFK allows the retrofit of the PS914 into an existing PS873 cabinet.	PS914RFK	$1,245.00
Buy America Act compliant power supply option will be labeled as “Assembled in the U.S.A. with U.S. and foreign materials”	BAA	$57.00

Falcon “EL” devices require the PS914 to operate.
NOTE: When specifying PS914 power supply for use with “EL” Electric latch retraction devices, the 2RS is furnished when board option not specified.

2. SELECT OPTIONAL DISTRIBUTION BOARD WITH OR WITHOUT FA (FIRE ALARM RELAY)

DESCRIPTION	Model	Specify	Price
Independently controlled relays	900-4R	44489912-00	$250.00
Independently controlled relays with FA	900-4R-FA	44489912-00, 44487247-00	$342.00
2 Relay board output	900-2RS	44489896-00	$254.00
2 Relay board output with FA	900-2RS-FA	44489896-00, 44487247-00	$347.00
4 Relay board integrated logic for controlling security interlocks, auto operators and time delays	900-4RL	44489920-00	$688.00
4 Relay board integrated logic for controlling security interlocks, auto operators and time delays with FA	900-4RL-FA	44489920-00, 44487247-00	$780.00
8 fuse protected outputs	900-8F	44489946-00	$92.00
8 fuse protected outputs with FA	900-8F-FA	44489946-00, 44487247-00	$185.00
8 PTC protected outputs	900-8P	44489938-00	$92.00
8 PTC protected outputs with FA	900-8P-FA	44489938-00, 44487247-00	$185.00
Battery backup kit (includes two 7a/hr batteries)	900-BBK	44489961-00	$359.00
Battery backup board only (sold separately)	900-BB	44489953-00	$181.00
Batteries only (two 7a/hr batteries, sold separately)	900-BAT	44487155-00	$181.00

NOTE: For field installation, use model number. Example: 900-2RS.

3. SELECT OTHER POWER SUPPLY OPTIONS

DESCRIPTION	Model	Specify	Price
Fire alarm relay (EIR) module is a plug-in relay to provide an interface with fire or other emergency override systems PS902: may be installed directly on power supply or may be used with optional distribution boards PS904/PS906/PS914: must be used with optional distribution boards. If an optional board is not listed the 900-8F-FA will be provided.	900-FA	44487247-00	$92.00
Key lock cover (not available with BAA)	900-KL	44486850-00	$58.00

1. PS902, PS904, PS 906 and PS914 power supplies require connection to AC line voltage. Installation and all electrical connections (high and low voltage) should be performed by a qualified electrical contractor.
2. Power Supplies and Power Supply Options are not subject to standard discount terms.

ALLEGION CONNECT

ALLEGION CONNECT HARNESSES	Specify	Price each
HARNESSES WITH MOLEX CONNECTORS ON BOTH ENDS (FOR USE WITH HOLLOW METAL DOORS)		
6" Wire harness (internal p/n 106190-00)	CON-6	$18.00
12" Wire harness (internal p/n 106191-00)	CON-12	$22.00
26" Wire harness (internal p/n 106192-00)	CON-26	$25.00
32" Wire harness (internal p/n 106193-00)	CON-32	$26.00
38" Wire harness (internal p/n 106194-00)	CON-38	$30.00
44" Wire harness (internal p/n 106195-00)	CON-44	$27.00
50" Wire harness (internal p/n 106196-00)	CON-50	$30.00
192" Wire harness (internal p/n 106197-00)	CON-192	$65.00
HARNESSES WITH MOLEX CONNECTOR ON ONE END, CRIMPED PINS ON OTHER WITH ATTACHABLE MOLEX CONNECTOR (FOR USE WITH WOOD DOORS)		
6" Wire harness (internal p/n 106201-00)	CON-6P	$21.00
12" Wire harness (internal p/n 106202-00)	CON-12P	$26.00
26" Wire harness (internal p/n 106203-00)	CON-26P	$30.00
32" Wire harness (internal p/n 106204-00)	CON-32P	$32.00
38" Wire harness (internal p/n 106205-00)	CON-38P	$32.00
44" Wire harness (internal p/n 106206-00)	CON-44P	$33.00
50" Wire harness (internal p/n 106207-00)	CON-50P	$34.00
192" Wire harness (internal p/n 106208-00)	CON-192P	$69.00
HARNESS WITH MOLEX CONNECTOR ON ONE END, STRIPPED LEADS ON OTHER (FOR CONNECTION TO POWER SUPPLY)		
6" Extension to power supply (internal p/n 106210-00)	CON-6W	$21.00
HARNESS WITH MOLEX CONNECTOR ON ONE END, STRIPPED LEADS ON OTHER (FOR CONNECTION TO POWER SUPPLY)		
Connector service kit (internal p/n 050823-00) contains: 100 each male & female terminals 10 each 4-pin & 8-pin male connectors 10 each 4-pin & 8-pin female connectors 1 extraction tool	CON-KIT	$166.00

Prices listed are net, discounting does not apply.
CON Adapter Harnesses for electrified hardware are located in the parts section with their corresponding products.

ELECTRIC POWER TRANSFERS

ELECTRIC POWER TRANSFERS				
Description	Specify		689	695
	Model number	Finish		
Two 18 gauge wires	EPT 2	.[Finish]	$685.00	$685.00
Ten 24 gauge wires	EPT 10	.[Finish]	$729.00	$729.00

Note: Electric power transfers are not subject to standard discount terms.

ELECTRIC POWER TRANSFER OPTIONS	Specify (Suffix)	Price adjustment
Connector (CON) is a cross category solution using common interconnect components for electrified options. Available for EPT10. Specify CON. See wire harness options on previous page.	CON	$16.00
"Buy America Act" compliant EPT option will be labeled as "Assembled in the U.S.A. with U.S. and foreign materials"	BAA	$0.00

MERCHANDISING AIDS

FALCON COMMERCIAL WHITE WOOD MOUNTS

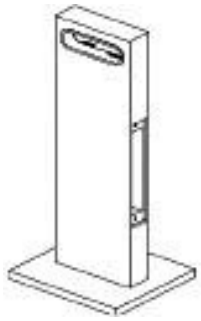	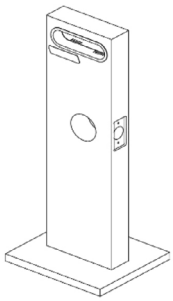	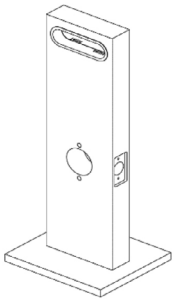	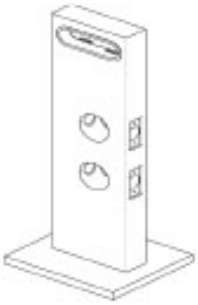	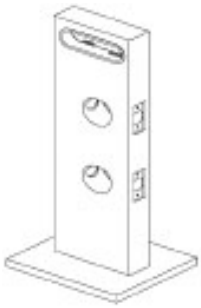	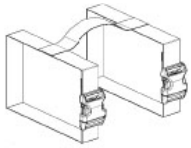
47284858	**47284871**	**47284872**	**47284862**	**47284867**	**47286238**

DISPLAY MOUNTS

Part No.	Description	Dimension (inches)					
		Backset	Bore	Faceplate width	Total height	Width at base	Price
47284858	Mortise mount	2-3/4"	-	1-1/4"	19-7/8"	8"	$223.00
47284871	Deadbolt, knob, and keypad mount	2-3/8"	2-1/8"	1"	19-7/8"	8"	$223.00
47284872	Cylindrical mount	2-3/4"	2-1/8"	1-1/8"	19-7/8"	8"	$223.00
47284862	4" Interconnect mount	2-3/8"	2-1/8"	1"	19-7/8"	8"	$223.00
47284867	5.5" Interconnect mount	2-3/8"	2-1/8"	1"	19-7/8"	8"	$223.00
44-115	Clear plastic mount ring	-	-	-	-	-	$60.00
47286238	Mount carton carrying strap	-	-	-	-	-	$27.80

Note: Price does not include lock.

Sample letter of authorization for all restricted key products

DISTRICT 10

End User Letterhead - REQUIRED

District 10 Schools
555 Main Street
End User City, State 55555
(555) 555-5555

May 1, 2024 ← Date - REQUIRED

To: Falcon Dealer
100 East Avenue
Dealer City, State 11111

Dealer Name - RECOMMENDED

RE: District 10, Jones Elementary School ← Facility Name - REQUIRED

Please consider this authorization to ship product for the above-referenced project.

Jones Elementary School is to be keyed using a new Falcon Restricted Key System. For security reasons, we would like to have all keys for this facility shipped to a location other than the job site. Master keyed products, however, can be shipped directly to the site. This letter authorizes Falcon to ship our restricted products to the following addresses:

Master Keyed Products, Construction Keys, Locks Less Cylinders, and Locks with Construction Cores
Attn: Building Project Manager
District 10 Schools
555 Main Street
End User City, State 55555

Master Keys, Change Keys, Control Keys, and Key Blanks
Attn: Locksmith
District 10 Lockshop
1201 Fifth Avenue
End User City, State 55555

Authorized Ship - To Addresses - REQUIRED

These two addresses above serve as our only authorized shipment addresses for all orders placed for our facility. We understand that this letter will be kept on file and referenced for our future orders and that a new letter is only required to add, remove, or change authorized shipping locations.

Sincerely,

End User Representative
Facilities Manager

End User Representative Signature - REQUIRED

United States
Letter may be mailed or faxed to Falcon
Falcon Restricted Order Processing
3899 Hancock Expressway
Security, CO 80911
Fax: (888) 840-7735

Canada
Letter may be mailed or faxed to Falcon
Falcon Restricted Order Processing
1076 Lakeshore Road East
Mississauga, Ontario L5E 1E4
Fax: 1-800-209-4734

QUOTE#	PRICE BOOK:

ALLEGION™

Non-Master Keyed ORDER

SHIPPING INSTRUCTIONS

REQUESTED SHIPDATE

ORDER WRITTEN BY

FOR FURTHER INFORMATION, CONTACT
Name:

Phone:

Fax.

MARK CARTONS:

ACCOUNT NO. P.O. NO DATE

CUSTOMER NAME AND ADDRESS:

SHIP TO:

LINE ITEM	QTY	PRODUCT	OUTSIDE		INSIDE		HAND	LATCH	STRIKE	EXT	DIM	ADDITIONAL DETAILS Use for Key Section and Bitting Information, KA Groups, etc.
			DES	FIN	DES	FIN						

Page 1 of _____ © 2013 Allegion

LINE ITEM	QTY	PRODUCT	OUTSIDE		INSIDE		HAND	LATCH	STRIKE	EXT	DIM	ADDITIONAL DETAILS Use for Key Section and Bitting Information, KA Groups, etc.
			DES	FIN	DES	FIN						

Account No. _____ P.O. No. _____ Page _____ of _____

© 2013 Allegion

ALLEGION™

MASTER KEYED ORDER

This form must be attached to the
MASTER KEY SYSTEM SUMMARY FORM

Please provide as complete and accurate as possible so we can provide what you need for your Key System

Excel Soft copy - Print Instructions:
To avoid printing more sheets than needed, Select <Print>, from the print screen select <Print range>, then select <Pages> from ___to___& click OK.

Quote #:	Account No.:	P.O. #:
Shipping Instructions:	Mark Cartons:	Date:
Order Written By:	Customer Name and Address:	Ship to:
For Further Information Contact: Name: Phone: Fax:		

Items Ordered			OUTSIDE		HAND (Only one hand per line item)	INSIDE			LATCH	STRIKE	Enter door thickness if not standard	Enter when door thickness is greater/ equal to 2″	Dimension for mortise cylinder, blocking ring, etc.	ADDITIONAL DETAILS
Lock Details			DESIGN	FINISH		DESIGN	FINISH							
Key/Label Instructions														
LINE ITEM	QTY	PRODUCT				QTY	Heading	DOOR #	KEY Symbol(s)	MK Symbol(s)	DR THK	EXT	DIM	

© 2013 Allegion

Items Ordered			OUTSIDE		HAND (Only one hand per line item)	INSIDE			LATCH	STRIKE	Enter door thickness if not standard	Enter when door thickness is greater/ equal to 2″	Dimension for mortise cylinder, blocking ring, etc.	ADDITIONAL DETAILS
Lock Details			DESIGN	FINISH		DESIGN	FINISH							
Key/Label Instructions						QTY	Heading	DOOR #	KEY Symbol(s)	MK Symbol(s)	DR THK	EXT	DIM	
LINE ITEM	QTY	PRODUCT												

© 2013 Allegion

ALLEGION™

MASTER KEY SYSTEM SUMMARY

This form must be attached to the **Master Key Order form and P.O.** Please provide as complete and accurate as possible so we can provide what you need for your Key Syste m.

Job Name Address City / State Country		Account No. P.O.#

For detailed instructions on how to complete this form please refer to pages 4 & 5

System Overview

❑ New

❑ Attached Dealer Specified Combinations

❑ Existing (provide info below)

Registry # _____

Structure or
Factory Order # _____

1. Select System

Schlage

❑ Classic

❑ Classic Primus *

Everest®

❑ B (Small Format IC, Restricted *)

❑ C (Open)

❑ Primus® *

❑ D (Restricted *)

❑ Primus® *

Everest 29™

❑ R (Small Format IC, Restricted *)

❑ S (Open)

❑ Primus® *

❑ T (Restricted *)

❑ Primus® *

Falcon

❑ Standard

❑ Schlage C

❑ Restricted *

❑ Interchangeable Core A2

❑ Interchangeable Core A4

Everest 29 key sections are backwards compatible to Everest keyways and have the following relationships:

R family sections > B family keyways
S family sections > C family keyways
T family sections > D family keyways

Type

❑ 5-pin ❑ 6-pin ❑ 7-pin

See compatibility chart on page 5

Keyway Specified** : _____

** = The Commercial Master Key Department makes the final decision in the selection of key sections

Construction Keyed ❑ Yes ❑ No

Full Size Construction Cores (Schlage Only) ❑ ICA ❑ ICB ❑ ICC

Small Format Construction Cores ❑ Brown ❑ Green

Construction Keyed Type

❑ Falcon ❑ CK (BOK) ❑ Lost Ball

❑ Schlage ❑ CK (Split) ❑ RCK (5-Pin C only)

2. Select Keys & Key Stamping

Change Keys

No. Of Keys per Symbol _____

No. Of Keys per Cylinder _____

Type

❑ Standard Bow ❑ Standard Bow (Unembossed) ❑ Access Bow (Schlage Only) ❑ Large Bow

Key Stamp Details

❑ Keyset Symbol ❑ Do Not Duplicate (DND) ❑ With Custom Die (Specify) _____

❑ Non-standard Code (Specify) _____

Change Key Packaging and Shipping Instructions

Pack Keys Independently (PKI) of Lock or Cylinder***

*** = Furnished standard at no charge with Split-Key construction keying

❑ Yes ❑ No

If PKI, ship change keys to:

❑ Dealer ❑ Other _____

❑ See Primus Facesheet

3. Select Cylinder Stamping

Cylinder Stamp Details

❑ With Industry Standard Key Symbol ❑ Non-Standard Code (Specify)

Cylinder Stamping Location

❑ Plug Face (N/A in Primus) - VKC ❑ Concealed (N/A in Falcon STD) - CKC

4. Select Key Quantities

Level	Qty. Per	Master Key Symbol (s)	Total Quantity
GGM			
GM			
MK or RMK			
Control			
Emergency			
Others			

Ship Master Keys To:

❑ Dealer ❑ See Primus Facesheet ❑ Other _____

Special Function	Qty. Per		Qty. Per
RCK (Lost Ball) ****		Full Size Construction Core Keys (Schlage Only)	
CK (Split Key) ****		Full Size Construction Core Control Keys (Schlage Only)	
Extractor Tools ****		Small Format Construction Core Keys	
		Small Format Construction Core Control Keys	

**** = Use with Construction Keying

5. Master Key Future Expansion

List Future MK Symbols	Approx. # of Change Key Symbols Under Each Future MK
Example: MK.....❑ ✓ BJ, BK	40 each
GGM___❑	
GM ____❑	
MK ____❑	
MK ____❑	
MK ____❑	
MK ____❑	
Others __❑	

6. Operating Instructions

(Unless otherwise specified, all hierarchical master keys will operate cross-keyed cylinders)

	Cross Keyed Cylinder	is operated by these change keys		Cross Keyed Cylinder	is operated by these change keys
X			X		
X			X		
X			X		
X			X		

7. Instructions and Compatibility

General Information

If you do not know the registry number (R#), structure number or the original factory order number for an existing system, contact Customer Service prior to placing the order:

USA:	CANADA:
Tel. 1-877-671-7011	Tel. 1-800-900-4734
Fax 1-800-452-0663	Fax 1-800-209-4734

- Only one structure may be ordered on the same purchase order
- Classic refers to Obverse, Numbered (Paracentric), Quad, and Reverse key section families
- Classic Primus refers to Primus Obverse and Primus Quad key section families

Section 1: System a System

Full Size Construction Cores
- Schlage only

Small Format Construction Cores
- 7-pin only for Schlage
- 6- and 7-pin for Falcon

CK (Split)
- 6-pin for Schlage and Falcon
- Split key construction keying is not available for Classic Primus or Everest 29 Primus

RCK (Lost Ball)
- 5-pin (C keyway) only for Schlage
- 5-, 6-, and 7-pin for Falcon

System Selection
- Refer to the compatibility chart

Section 2: Select Kys and Key Stamping

Stamp Details
- Unless otherwise specified, industry standard key symbols are stamped on Everest 29™ and Primus® keys
- For custom die, attach RFQ approval for Schlage

Section 3: Select Cylinder Stamping

Type
- For cylinder type refer to the compatibility chart

Keyway (specify)
- Schlage Commercial's default key section for new Master Key Systems is Everest™ S145

Section 4: Key Quantities

Level

- Unless otherwise specified, the control key has the same cut as the highest-level key in the system (Except SFIC systems)

Special Function

- Construction keys are not furnished unless specified

Change Keys

- Unless otherwise specified 2 change keys are furnished per lock or cylinder

Section 5: Master Key Future Expansion

- Do not use the letters "I", "O", "CK", "KA, or "KD" for any master key symbols

Section 6: Operating Instructions

- Cross keying reduces the security and expansion of key systems
- Unless otherwise specified, all hierarchical master keys will operate cross-keyed cylinders

Compatibility Chart

	5 Pin	6 Pin	7 Pin	Split Key	Block O-Key	Lost Ball	Tempe Core	A2	A4	0.025	0.018
Schlage											
Classic	X	X		X		X	X				
Everest 29 S		X		X			X				
Everest 29 T		X		X			X				
Everest 29 R			X				X	X			
Classic Primus (XP)		X					X				
Everest 29 Primus (XP)		X					X				
Falcon											
Open	X	X	X		X	X					X
Restricted		X	X		X	X				X	
Schlage C		X		X							
SFIC Open		X	X				X	X	X		
SFIC Restricted		X	X				X	X	X		

About Allegion

Allegion (NYSE: ALLE) is a global pioneer in seamless access. We keep people and their assets safe, wherever they are, bringing together simple solutions, convenient access and advanced technology.

For more, visit **www.allegion.com**

KRYPTONITE ■ LCN ■ SCHLAGE ■ STEELCRAFT ■ VON DUPRIN

© 2024 Allegion
010065, Rev. 10/24
allegion.com/us
allegion.ca

ALLEGION™